

ACP MESSENGER

Fall 2017

Science, art, and compassion
Principles that guide us
Update on specialty recognition



ACP
AMERICAN COLLEGE OF
PROSTHODONTISTS

Your smile.
Our specialty.®



IPS **e.max**[®]

Esthetics & Reliability

The reasons why **IPS e.max lithium disilicate** is the **most prescribed** brand of all-ceramic in the world.*



With over 100,000,000 restorations placed, it is also the most proven all ceramic in the world. More dental professionals are choosing the combined beauty and strength of IPS e.max lithium disilicate over all other restorative materials for crowns, inlays, onlays, thin veneers, abutments and bridges.

*For Esthetics, Performance and Reliability, **Make it e.max.**
Visit makeitemax.com to learn more.*

ivoclarvivadent.com
EXPLORE SHOP LEARN

For more information, call us at 1-800-533-6825 in the U.S., 1-800-263-8182 in Canada.
© 2017 Ivoclar Vivadent, Inc. Ivoclar Vivadent and IPS e.max are registered trademarks of Ivoclar Vivadent, Inc.
Dentistry by Dr. James Fondriest and Matt Roberts CDT.
*Based on global data.



ivoclar
vivadent[®]
passion vision innovation



I relish the time that I get to spend with my grandson Carter. He is so rambunctious and playful that I have a hard time keeping up. One thing that I didn't keep up on was my oral hygiene, and as a result I lost half of my teeth. Carter used to be terrified of me and have terrible nightmares because I looked like a human jack-o-lantern. After seeing a prosthodontist who provided me with an excellent treatment plan to restore my smile, Carter can now sleep at night.

In Every Issue

- 6 From the Editor: "Be yourself, everyone else is taken."
- 8 Case Presentation: Science, art, and compassion
- 13 At the Chair: Passing along my signature
- 16 In the Office: Principles that guide us
- 26 Our Community
- 30 Classified Ads
- 34 Upcoming Events

Featured

- 20 From the ACP Leadership: Updates on specialty recognition and governance
- 22 Inside the ACPEF: It must be fall
- 24 Annual Session Update: If I knew then what I know now...

Editor-in-Chief

Mathew T. Kattadiyil, DDS, MDS, MS, FACP

Associate Editors

Robert M. Taft, DDS, FACP
Nadim Z. Baba, DMD, MSD, FACP

Editor Emeritus

Lyndon F. Cooper, DDS, PhD, FACP

ACP Board of Directors

Susan E. Brackett, DDS, MS, FACP, President
Robert M. Taft, DDS, FACP, President-Elect
Nadim Z. Baba, DMD, MSD, FACP, Vice President
Carol A. Lefebvre, DDS, MS, FACP, Secretary
Mark C. Hutten, DDS, MS, FACP, Treasurer
Carl F. Driscoll, DMD, FACP, Immediate Past President
Cynthia M. Aita-Holmes, DMD, FACP, Regional Membership Director - Federal Services
John D. Ball, DDS, FACP, Regional Membership Director - Central
Douglas G. Benting, DDS, MS, FACP, Director, Prosthodontic Forum
Lars Bauma, DDS, MS, FACP, Director, Continuing & Professional Education Division
Linda Caradine-Poinsett, MBA, MJ, PhD, Executive Director
Lyndon F. Cooper, DDS, PhD, FACP, Chair, ACP Education Foundation
Betsy K. Davis, DMD, MS, Director, Maxillofacial Prosthetics Division
David A. Felton, DDS, MSD, FACP, Editor-in-Chief, *Journal of Prosthodontics*
Steven M. Morgano, DMD, FACP, Regional Membership Director - Northeast
Caroline T. Nguyen, DMD, MS, FACP, Regional Membership Director - International
B. Todd Pickle, DDS, MSD, FACP, Regional Membership Director - Rockies/Plains
Paivi A. Samant, DDS, Regional Membership Director - Eastern
Robert E. Stover, DDS, MS, FACP, Regional Membership Director - Pacific
Victoria A. Vickers, DDS, Director, Public Relations & Communications Division
Stephen A. Wagner, DDS, FACP, Director, Prosthodontic Practice & Patient Care Division
Alvin G. Wee, DDS, MS, MPH, PhD, Director, Education & Research Division

ACP Central Office Staff

Linda Caradine-Poinsett, MBA, MJ, PhD, Executive Director
Mark Heiden, MS, Associate Executive Director, Communications & Marketing
Melissa Kabadian, MA, CMP, Associate Executive Director, Education & Meetings
Alethea Gerding, MA, Managing Editor, *Journal of Prosthodontics*
Justin McDaniel, Membership Services Manager
Olivia Moukayed, Education & Meetings Manager
Adam Reshan, Director, Membership Services & Academic Relations
Lauren Swanson, Communications & Marketing Manager
Carrie Villa, MM, Director, Finance & Administration
Nathalie Williams, Director, Sections & Governance

Managing Editor

Lauren Swanson

Advising Editor

Mark Heiden

Design

Publications Associates, Inc.

Display Advertising

Mark Mrvica, M.J. Mrvica Associates, Inc.
Phone: (856) 768-9360 Email: markmrvica@mrvica.com

Classified Advertising

Visit Prosthodontics.org to download an insertion form. Email or fax the completed form to Lauren Swanson at lswanson@prosthodontics.org or (312) 573-1257. Classified ads are \$125 for the first 50 words and \$1 for each additional word for ACP members. The non-member rate is \$225 for the first 50 words and \$2 for each additional word. The minimum charge is \$125. Logos are an additional \$50, limited to one per ad and subject to approval. Payment by check, American Express, Visa, or Mastercard is required prior to placement.

The mission of the *ACP Messenger* is to inform readers about current prosthodontic trends, challenges, and successes. Statements of fact and opinion are the responsibility of the authors alone and do not imply an opinion on the part of the officers or the members of the ACP. The *ACP Messenger* annual subscription rate for members is \$45, which is included in membership dues. The U.S. subscription rate for Prosthodontic Forum Organization members is \$55 and \$65 for non-members. Canadian subscribers add \$5 each year; all other non-U.S. subscribers add \$10 each year.

The *ACP Messenger* (ISSN # 0736-346X) is published four times per year in the winter, spring, summer, and fall by the American College of Prosthodontists:

211 E. Chicago Ave., Suite 1000, Chicago, IL 60611

Phone: (312) 573-1260; Fax: (312) 573-1257

Email: acp@prosthodontics.org Website: Prosthodontics.org

© Copyright 2017 American College of Prosthodontists. All rights reserved. Materials may not be reproduced or translated without written permission. Contact the ACP for reprint permission.

Postmaster: Send address changes to the ACP Central Office at 211 East Chicago Avenue, Suite 1000, Chicago, IL 60611 or acp@prosthodontics.org.



Dr. Shelby A. Alexander finished her prosthodontic residency at West Virginia University in 2016 and is now an Assistant Professor in the Restorative Department at WVU.

► Page 13



Dr. Lars Bouma maintains a private prosthodontic practice in Oklahoma City. He will serve as Program Chair of the 2017 Annual Session.

► Page 24



Dr. Susan E. Brackett is President of the ACP and maintains a private prosthodontic practice in Oklahoma City.

► Page 20



Dr. Lyndon F. Cooper is Associate Dean for Research and Head of the Department of Oral Biology at the University of Illinois at Chicago College of Dentistry. He is Chair of the ACP Education Foundation.

► Page 22



Dr. Mathew T. Kattadiyil is Professor and Director of the Advanced Specialty Education Program in Prosthodontics at Loma Linda University School of Dentistry, and Editor-in-Chief of the *ACP Messenger*.

► Page 6



Dr. Brian Kucey practices at South Edmonton Prosthodontics in Edmonton, Canada.

► Page 16



Dr. Luis S. Sarmiento is a partner in full-time private practice in Portland, Maine. He also guest lectures at the University of New England College of Dental Medicine.

► Page 8

QUINTESSENCE PUBLISHING

NEW and BEST-SELLING BOOKS in PROSTHODONTICS



For information on these titles and more go to quintpub.com.

Visit our booth at the ACP Annual Meeting!

TO ORDER:

CALL: (800) 621-0387 (toll-free within US & Canada) • (630) 736-3600 (elsewhere) 8/17
FAX: (630) 736-3633 EMAIL: service@quintbook.com WEB: www.quintpub.com
QUINTESSENCE PUBLISHING CO INC, 4350 Chandler Drive, Hanover Park, IL 60133

“Be yourself, everyone else is taken.”

Mathew T. Kattadiyil,
BDS, MDS, MS, FACP
ACP Messenger Editor-in-Chief

Oscar Wilde, an Irish writer and poet, was known for his gift of weaving words together to create eloquent meaning and provoke thought. I chose this particular quote as the title of my last editorial for the *Messenger* because it captures the essence of what the *Messenger* and our specialty as a whole have aspired to be: unique and authentic.

From authenticity flows creativity, variety, and diversity that enriches our daily lives. Our specialty is blessed to have such breadth and scope with creativity embedded in our culture. The boom in dental technology has exponentially enhanced the scope of this creativity and added a whole new dimension to improving patient care. The inclusion of surgical placement of dental implants to our standards expanded that dimension further.

As a specialty, authenticity is one of our guiding principles. Put simply, every advancement in prosthodontics allows our patients to *be themselves*. Our knowledge, skills, training, and technology enable us to deliver care that is unique to every person. The missing teeth that robbed a patient of the ability to eat food that he loves, or the cracked, stained, and worn dentures that make a patient ashamed to show her teeth – when we restore their health, we restore their sense of self.

Be yourself; and, in so doing, you will make it possible for your patients to be themselves.

This edition of the *Messenger* is dedicated to that idea. Dr. Luis Sarmiento tells the story of a rich and rewarding friendship with a patient whose life story and sense of adventure were truly one-of-a-kind. Dr. Shelby Alexander discusses her personal

inspirations as an educator and how she passes those along to her students. Dr. Brian Kucey writes about the way that leadership manifests in how we approach complex conditions that involve other specialists. And Dr. Susan Brackett provides an update on specialty recognition, among other issues relevant to our identity as specialists.

The *Messenger* is a unique publication for a unique specialty. Throughout my tenure as editor-in-chief, there have never been a dearth of topics to cover or individuals willing to contribute – to share their patient situations, inspirations, insights, and updates. In a recent survey, our readers were enthused about receiving the *Messenger*, and they provided valuable feedback to shape our future directions.

With the next issue, the role of editor-in chief will transition to Dr. Miles Cone. I wish him the very best in this assignment, and hope it proves to be as rewarding and meaningful an experience for him as it has for me. I am grateful to the tireless and dedicated editorial team, especially Mark Heiden and Lauren Swanson for their support and creativity, as well as to the ACP Board of Directors, which has supported this publication from the beginning.

Most of all, I am grateful to you for reading the *Messenger* and bringing your unique, authentic self to the American College of Prosthodontists and this extraordinary specialty of ours. ■



Science, art, passion, and compassion

Luis S. Sarmiento,
BA, DMD

Prosthodontics transcends materials, technology, operator skills, perceived successes, fame, or ego. It cultivates relationships, empathy, trust, honesty, and integrity.

Once in a great while comes a person who makes a great impact on one's personal and professional life. For me, Jane was such a person. We met in 2005 when she "discovered" me through inquiries and online searches. She was a retired U.S. Air Force surgical nurse who was now enjoying her retirement. Jane lived by herself with her dog, who she always took for a ride when she visited me at our office. While serving in the Philippines, she toured the countryside and made friends there. As I was born in Manila and also an aviation enthusiast, we shared lots of stories during several treatment sessions.

She and my assistant, Deb, delighted each other with stories of their love of canines (the furry type).

Jane initially presented as depicted in the first photograph (Figure 1). On the mandibular arch, she was missing all her molars, and the remaining anterior teeth and premolars were carious – malpositioned and "not pretty" as she described them. She had difficulty with her maxillary denture because of a diminutive, flat arch form with minimal vestibule that offered minimal stability, retention, and support. The situation was exacerbated because of mandibular prognathism and reduced posterior occlusion.



“Lou, what do you think could be done?” she asked.

Thus began a long, arduous, and strenuous series of procedures from procuring clinical information, impression making, surgical and laboratory consultations, arriving at the diagnoses, and subsequent treatment implementation. She decided on a non-removable option for both arches.

A maxillary hybrid, screw-retained implant prosthesis with a milled titanium framework, PMMA denture base, and nano-hybrid composite denture teeth would be fabricated succeeding an interim maxillary conventional denture to evaluate esthetics and function. The mandibular arch would consist of a combination of natural teeth and implants with porcelain fused-to-gold (PFG) crowns.

Diagnostic waxing and component try-in procedures were performed (Figure 2). Appropriate adjustments and refinements to teeth arrangement and occlusion were done at subsequent visits. These were critical for subsequent implant placement for both arches.

Jane had enlarged maxillary sinuses and preferred not to undergo sinus graft procedures; thus, the oral surgeon placed zygomatic implants posteriorly to supplement the conventional endosseous implants anteriorly. For the mandible, short endosseous implants would be utilized due to the proximity to the mandibular canal.



Fig. 1: Initial presentation.



Fig. 2: Evolving wax teeth arrangement and mandibular posterior abutments and frameworks on casts.



Fig. 3: Maxillary hybrid substructure trial placement.



Fig. 4: The completed maxillary hybrid, screw-retained implant prosthesis.



Fig. 5: Mandibular anterior and premolar teeth preparations.



Fig. 6: Maxillary prosthesis.

Following a four month healing phase, fixture and abutment level impressions were made and try-in of substructure frameworks ensued for the respective arches. Jane was very excited with the treatment progress as it had been just shy of a year at this stage (Figure 3).

Shortly thereafter, we proceeded to complete the maxillary implant prosthesis (Figure 4) and the mandibular posterior PFG fixed partial dentures. Only the natural dentition remained for full crown preparations (Figure 5).

After a year and a half, we completed the entire treatment (Figures 6, 7, 8 and 9).

Jane was ecstatic, as were we. It had been an incredible journey. We had grown to know each other quite well. Jane even met my parents during one of their several visits from the Philippines.



Jane maintained her continuing and supportive periodontal care for years to come. She was simply thrilled to smile, laugh, eat, and be with her friends. We were blessed with such a wonderful and grateful person to help improve her life and living.

I managed to earn my aviation certification in 2011 as a private pilot, a dream that I had finally fulfilled since childhood. I got to share that joy with Jane.

In November 2015, Jane passed away. This article I dedicate in her memory (Figure 10). ■



Fig. 10: Ad astra.

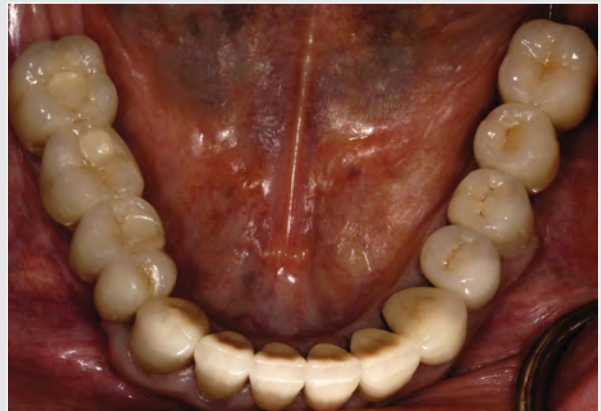



Fig. 7: Mandibular porcelain fused-to-gold crowns on posterior implants and anterior natural dentition.



Fig. 8: Frontal view of completed restorations.



Fig. 9: Panoramic radiograph of completed restorations.



THE STRENGTH
TO HEAL while
*gaining experience and a
renewed sense of pride.*

There isn't a more rewarding place to practice dentistry than the Army or Army Reserve. You'll find patient diversity, state-of-the-art technology and facilities, and challenges you'll find nowhere else. And, when you're part of the Army Reserve, you can practice in your community and serve when needed. Making a difference is a daily bonus.

To learn more, visit
healthcare.goarmy.com/hn76



Passing along my signature

Shelby A. Alexander,
DDS, MS

As a prosthodontic educator, I strive to train the next generation of dental health care providers to not only graduate and pass their licensing boards, but to be the best. Just as the dentistry I perform has my signature, so do the knowledge and skills I pass to my students.



Dr. Alexander demonstrating how to survey and design with dental students Chris Mallow and Chad O'Leary.

My career landed in dental education for reasons I never would have expected, but my choice to stay is guided by the opportunities I have been given. Such opportunities include influencing young and eager learners, building and maintaining a referral network with other dental specialists, and establishing and maintaining a face in organized dentistry. As a dental educator at West Virginia University, I have taken advantage of every opportunity to better myself as a clinician, a scientist, and an educator. I can only expect the best out of someone else by putting my best forward.

One of the main joys in my career is influencing the students and residents. I enjoyed the time I spent in dental school and valued the knowledge and skills imparted by my faculty and advisors. Through those experiences and in residency I have gained a passion for the profession, and I think it is important to empower others so they may share that feeling. Every day we strive to shape young hands and minds of students into skilled and intelligent dental professionals. As a prosthodontist, I not only attempt to give the students the “how” with techniques but also the “why” by providing the most recent supporting evidence.

I was concerned that I would miss seeing my own patients every day and whether or not I would be able to fill my schedule to maintain my skills. However, in the short time I have been a part of the faculty practice, I have been able to maintain a busy prosthodontic-specific practice in addition to developing collaborations with other specialists at the dental school and in the surrounding area. We have been successful in planning and executing our treatments together for better and more efficient patient outcomes.

During residency, I had the desire to become more involved in the American College of Prosthodontists but never knew how to make it happen. During my first few months as faculty, I took advantage of an opportunity to start the West Virginia Section of the ACP. After starting the Section, I became more involved in the ACP as a member and an advocate for the College and the specialty. I started a Prosthodontic Club at WVU to allow the students to learn more about the specialty. A fellow prosthodontic educator and I gave a presentation to the West Virginia Dental Association. I have been in contact with neighboring state Sections to build collaborations, and I am on one of the College's committees. Being a prosthodontic dental educator has given me the opportunity to provide my input on the future of the College and makes me feel like I am a part of the team.

A career in dental education also provides the opportunity to complete research. In addition to continuing the work I started with my thesis, I have also collaborated with other health science educators to begin work on issues affecting all health science disciplines in education. Such interdisciplinary work has opened my eyes to the struggles of education across the board and together we hope to solve some of these problems. Without the resources the University provides, some of my current collaborations and ideas for future projects would not be possible.

My experience thus far as a dental educator has been challenging but equally rewarding. I have had the ability to share the art and science of prosthodontics to not only students and residents, but also other dentists. I have taken advantage of opportunities to improve myself as a clinician, scientist, and an educator. Every day I work to find ways to connect with the students and give them the tools for success. After all, one of my students will be my dentist one day, so I have to train them to be the best. A lofty goal, however a desire to improve shall not be discouraged by the time and effort it may require. I learned that in my residency. ■



Treloar
& Heisel

FINANCIAL SERVICES FOR THE
DENTAL AND MEDICAL PROFESSIONAL

Call 800.345.6040
www.treloaronline.com

ACP
AMERICAN COLLEGE OF
PROSTHODONTISTS

Your smile.
Our specialty.®

**Finally, a company that truly
understands the needs of specialists.**

Patients seek your help because of your specialty expertise. Similarly, as a specialist you want to work with a financial company that understands your particular needs. **When it comes to insurance and financial services, Treloar & Heisel is your guide every step of the way.**

Principles that guide us

Brian K.S. Kucey,
DDS, MSED, FACP, FRCD(C)

The buzz of digital technology in prosthodontics has enhanced our skills in clinical practice. We are positioned as leaders in dental healthcare utilizing our training, skill, and experience to make a complete diagnosis, develop a treatment plan, and establish the treatment sequence.

The analogy in commercial construction would be architect, engineer, project management, and then finishing craftsmen. In dealing with our patients we add the roles of psychologist, artist, coach, and interdisciplinary negotiator. For ongoing maintenance, evidence-based restorative design is critical.

Often a patient is referred or finds us on their own with a significant concern that cannot be solved despite their best efforts, including many treatment modalities. Usually the referring doctor has identified that the problem or concern is beyond their clinical capabilities or the patient has become frustrated to the point that they are desperate to find a solution. Often they simply give up, expecting that they will lose their entire dentition.





Fig. 1: Pre-treatment smile of patient.



Fig. 3: Pre-treatment panoramic radiograph.



Fig. 2: Pre-treatment intraoral frontal view.



Fig. 4: Panoramic radiograph after implant placement.

Such is the case with JLR who first appeared in our office with a chief complaint of smile and facial esthetics, anterior maxillary (upper) tooth mobility, and ongoing infection in her maxillary right quadrant. She had been in a maintenance program with a general dentist who felt her next step would be complete dentures, which she was scared of having (Figures 1-2).

JLR is a bookkeeper and fortunately had relatively stable mandibular (lower) teeth despite an uneven occlusal plane and a retracted dental profile with diminished facial and lip support. Clinical evaluation noted the following: overclosed vertical facial dimension, Class II skeletal pattern, significant maxillary arch midline discrepancy, advanced loss of attachment in the first quadrant, a mutilated occlusal plane, and acute infection in teeth 4-7.

Often a patient is referred or finds us on their own with a significant concern that cannot be solved despite their best efforts, including many treatment modalities. Usually the referring doctor has identified that the problem or concern is beyond their clinical capabilities or the patient has become frustrated to the point that they are desperate to find a solution.

Fig. 5: Fixed interim implant-supported prosthesis modified from immediate denture was worn throughout the orthodontic treatment.



Fig. 6: Definitive prosthesis post-treatment intraoral frontal view.

There were relatively short root lengths on teeth 8-13. She exhibited bilateral TMJ clicking on opening that suggested bilateral internal derangements but no pain (Figure 3).

Following data collection and referral to an orthodontist and oral and maxillofacial surgeon, it was recommended to remove all maxillary teeth to simplify her orthodontic treatment plan, provide a guideline for her mandibular tooth position, and allow for mandibular repositioning. The All-on-4™ design was modified with 2 additional posterior implants as

the mandibular posterior teeth would be retained and a longer maxillary extension was desired. A maxillary immediate complete denture (ICD) was fabricated with anticipated tooth position, her maxillary teeth were removed, orthodontic treatment was initiated for the mandibular teeth, and maxillary implants were placed by the prosthodontist after 5 months of healing using the ICD as a surgical guide (Figure 4). The ICD was converted to a fixed interim restoration 1 month following implant placement remotely and refinements were performed as required (Figure 5). All surgical procedures were performed by the prosthodontist.

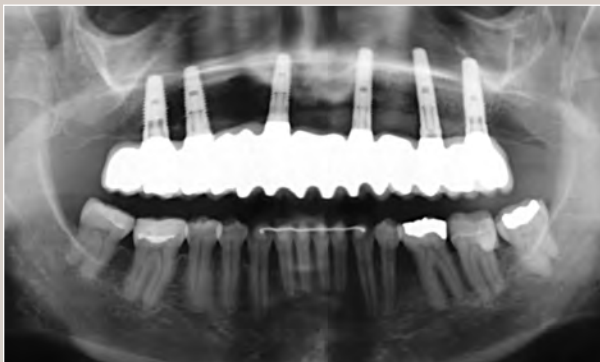


Fig. 7: Post-treatment panoramic radiograph.



Fig. 9: Post-treatment smile view.



Fig. 8: Occlusal view of mandibular arch post orthodontics.



Fig. 10: Overhang on #18 was removed.

Orthodontic treatment was completed with simultaneous correction of the skeletal malocclusion and the patient had her mandibular teeth whitened via bleaching following debanding of the brackets. Esthetic re-evaluation provided recommendations for her final restorations and her TMJ clicking was mostly resolved. The final fixed porcelain fused to metal (PFM) prosthesis was inserted and followed with a six month recall maintenance plan (Figures 6-9). The overhang on #18 which she initially presented with was removed and remarginated (Figure 10).

This patient presentation illustrates how multidisciplinary teamwork can provide a more ideal outcome for a patient. It is valuable to obtain opinions and expertise from our specialist colleagues to develop a conservative treatment approach that looks to retain and maintain remaining natural teeth. ■

Updates on specialty recognition and governance

Susan E. Brackett,
DDS, MS, FACP
ACP President

The *Fall Messenger* offers an opportunity for the outgoing President to be a little nostalgic and spend some time recounting the events and accomplishments of the last year. However, with the Annual Session set for November this year, I am writing this column with plenty of time left to go and a lot of work to do!

Specialty recognition has been a hot topic and a focus of the leadership's efforts over the past several months. The ADA Task Force on Specialty Recognition has been diligent in its efforts to develop a proposal that will redefine the method to recognize new specialties within dentistry. This spring, the group proposed bylaws for a new independent commission devoted to specialty recognition and the formation of certifying boards, independent of the ADA. The Task Force circulated the draft bylaws to the Dental Specialty Groups, of which the ACP is an active participant, and invited representatives from the specialties and their corresponding specialty boards to attend a summit meeting in June.

Dr. Charles Norman, Chair of the ADA Task Force, chaired that meeting with Dr. Gary Roberts, ADA President and Dr. Joe Crawley, ADA President-Elect, representing the ADA, and a number of members of the Task Force were in attendance to respond to questions from the group. The invited representatives presented oral comments with an extensive question and answer period following. Written comments were invited for submission by the end of June. After reviewing these comments, the Task Force developed a final draft of the proposed bylaws. These bylaws were approved by the ADA Board of Trustees in

August. The bylaws will be forwarded for discussion at the ADA meeting in October, and the ADA leadership anticipates that the bylaws will be presented to the House of Delegates for a vote.

The proposed bylaws would create a process that eliminates the ADA House of Delegates as the final determinant of specialty recognition. Removing the HOD's role in identifying a "specialty" is critical in blocking the onslaught of court cases against the different states that defer to the "ADA-recognized" specialties. I would encourage all of you to contact your state board and underscore the importance of changing the language in your state dental act if it includes this terminology.

It will take time for this new commission to become established and fully functional. I hope to share further updates when I see you in San Francisco. I also want to thank Dr. Frank Tuminelli for his efforts as the ACP representative to the ADA Task Force.

On another topic, outside consultants have completed the assessment of the ACP governance structure. They identified positive areas – and a number of areas that need improvement! It is always hard to discover your shortcomings, but it is critical to address them going forward.

A task force has been charged with prioritizing the recommendations, reviewing the governance structure of both the ACP and ACPEF, evaluating the various committees currently employed, and ultimately proposing revisions to the bylaws of both the College and the Foundation. As you can imagine, a task of this magnitude will extend past my term, and I know that future leaders are equally committed to completing this project for the greater benefit of our members and our specialty.

In closing, I would like to thank the ACP and ACPEF Boards of Directors for their support and hard work this year. I also want to recognize the outstanding ACP staff; their efforts not only kept me informed – they made me look knowledgeable! Special thanks to Dr. Linda Caradine-Poinsett for bringing enthusiasm, experience, and commitment to her new job as Executive Director.

Most of all, I want to thank you – it has been my privilege to serve you as President. I look forward to seeing you in November in San Francisco! ■

Mark Your Calendar! **October 20-21, 2017** Dr. Gerard Chiche's Seminar at Hyatt Regency Boston Harbor!



Dr. Gerard Chiche

Don't miss Dr. Gerard Chiche as he presents **Third Edition: "The Esthetic Zone Inside and Out"** – covering basic concepts through all-ceramic preparations this October in Boston.

The seminar is presented by ADES (Academy of Dental Esthetics and Sciences) which offers unique continuing education opportunities in an intimate group setting. Attendees gain invaluable professional insights on three critical areas: **Esthetic Design, Clinical Techniques, Esthetic Materials.**




Optional Program:

**Saturday
October 21
Aki Yoshida, RDT**

Aki Yoshida presents "Shade Taking for Shade Matching" and Hands-on "Shade Taking Photography"

Visit www.academyofdes.org
for seminar details or call 781.388.0016

ADES **CUSP**
DENTAL LABORATORY
ADES, The educational division of Cusp Dental Laboratory.



It must be fall

Lyndon F. Cooper,
DDS, PhD, FACP
ACPEF Chair

As I'm writing this, it is already September 2017. You may be at your desk, looking out your window watching summer leave while a cool autumn day forces a chill through the door, and wondering: is there really any reason to attend another professional conference?

You might read this while sifting through the mail and just for a minute ask if reading online information, skimming magazine advertisements, and a few, short discussions with your sales representatives over the summer has provided the same experience, information, and emotional wealth you can gain by attending this year's Annual Session of the American College of Prosthodontists.

Cool weather in the autumnal North aside, I'm not convinced that the internet and digital communication technologies have brought a chill to the value of a well-organized professional conference. Plenty of experts agree. It's easy to identify the benefits gained by professional conference attendees. People attend to: 1) learn, 2) network, meet new people, and benchmark among peers, 3) become inspired, 4) solicit business and encounter new vendors and suppliers and 5) have fun in an enjoyable location. I believe the experts.

During past ACP Annual Sessions, I have connected with our many different members, resident members, undergraduate students, and guests. I connected with industry supporters and our ACPEF supporters. I connected with the family and some friends of our membership. In an effort to better understand this annual excursion of prosthodontists, I have listened to



conversations and – through polite eavesdropping – I learned that the experts were right. We attend to learn and become inspired and to feel part of a profession with unique needs, desires, and concerns amidst a broader professional community. I hear the optimism that has been generated by prosthodontists about prosthodontics because of its growth, the quality of our meetings, innovation, and above all, the remarkable young prosthodontists who comprise a large part of each Annual Session. I hear my peers sharing story after story of therapeutic transformations for some of the most deserving of individuals. And, with each conversation, I become more certain of the value and importance that the ACPEF efforts have produced to secure a better professional future that assures better oral health in our nation.

This year, I am again participating in the fall gathering of prosthodontists and I am looking forward to the friendly welcomes and the energizing discussions of colleagues from around the US and the world. As the ACPEF Chair, I will again have the honor and privilege to represent the efforts of many who continue building a foundation for our remarkable professional future. And I will be listening. If you pause to listen, you will hear of our successes. You'll hear the excitement and pride regarding the impact of implant surgery in our practice, the successes of our newest clinicians in practice, the high quality of applicants to our graduate programs, the opening of new Advanced Specialty Programs in Prosthodontics, the individual efforts during NPAW, the Women in Prosthodontics initiative, the deep involvement in digital technology and our digital dentistry initiative –

these are achievements of our members supported by the ACPEF.

Take a moment to speak. Share your ideas and successes, discuss your concerns, and identify emerging challenges. Together, we can celebrate, we can debate, and we can meet new challenges.

The ACPEF continues to grow its endowment and is poised to invest in the future we describe. Let me please remind our members that so much of our present organizational success is due to the efforts of those who have acted on behalf of and contributed to the ACPEF. This year, at the Annual Session, take a minute to listen to the remarkable stories, take in the optimistic smiles, and above all, stop at the ACPEF booth and share your remarkable stories with us. Safe journeys my friends. ■

Partnership Initiative



Advancing prosthodontics through education and research

Thank you to our corporate supporters who have contributed to the ACPEF Partnership Initiative.

Partnership Initiative

PREMIER PARTNERS



Trusted Digital Solutions



PRESIDENT'S CIRCLE



DIRECTOR'S CIRCLE



If I knew then what I know now...

Lars Bouma,
DDS, MS, FACP
Program Chair

By the time we complete our residencies, every prosthodontist has completed several years of training in how to handle many of the most complex cases in dentistry. But it's only natural to feel adrift when you're faced with an entirely new challenge: opening and then operating a private practice.

The ACP Annual Session in San Francisco, Nov. 1-4 is designed to supplement what you learned in your residency with practical wisdom and hard-earned experience from the world of private practice.

To illustrate, we asked Saturday's speakers to share some valuable lessons from the frontiers of practice management.

Dr. Naylor, what was the most important lesson you learned when you started out in practice?

"Not long after I completed my prosthodontic program and following several years of relying on someone else for advice, I set aside a Saturday afternoon to collect and analyze my tax information for the previous year. What I discovered surprised me. Although I was merely dabbling with investing at the time; apparently, my investment choices had better outcomes than those of my financial advisor.



“So I fired my broker. But I also recognized that his strategy of buying and selling, that I modeled, was short-sighted. Had I simply held onto my investments, I would have seen even greater appreciation (growth). It was apparent I needed to learn more, revise my approach to investing, and formulate an appropriate long-term strategy – but one I could manage on my own.

“This life lesson was the impetus for me to become a self-directed investor. I’ve been reading, learning, and investing on my own ever since. In the ensuing years, I wrote three personal finance books, as I felt it important to share my experiences with colleagues and encourage others to get more involved with the financial decisions that impact their family not to mention their professional life. I later established a fee-only investment advisory firm and for 12 years managed money for a small group of dentists, physicians, and nurses as well as a couple of busy techies in Silicon Valley.

“So, my advice is that while you may not want to be a self-directed investor, at least become an educated and informed consumer.”

▶ Dr. W. Patrick Naylor, speaking on **Investment Strategies** on Saturday at 1 p.m.

Mr. Heppner, what’s one thing that every person starting out in practice should know?

“All too often, small business owners – and prosthodontists owning their own practice are no exception – have not learned how to measure their income stream, organize and track their expenses, and

measure the results of their financial activity. Every person starting out in practice on their own should know how to formulate and interpret a Profit and Loss Statement.

“With this knowledge, one would truly know how to manage a business “by the numbers” and make sensible decisions on how to further develop the business.”

▶ Fred Heppner, speaking on **Practice Transitions** on Saturday at 2:30 p.m.

Ms. Nadler, what advice would you give someone starting out in practice about service providers?

“Just say no! You will be approached by so many companies looking to sell you every kind of service. For equipment, software, staffing, etc., you should seek advice from colleagues and mentors. When it comes to marketing – especially in the digital space – seek a professional and remember that a company that claims to “do it all” rarely does any of it well.

“Most importantly, make sure your potential service providers speak dental. They should specialize in your space, just like you did.”

▶ Laura J. Nadler, speaking on **Practice Marketing** on Saturday at 3:30 p.m.

Saturday’s session is included in your Annual Session registration. For more information, visit acp47.com.

On-site registration will be available beginning Wednesday, Nov. 1. We hope to see you there!

New Virtual Issue of the *Journal of Prosthodontics*: Scientific Reviews

The *Journal of Prosthodontics* is proud to present its third virtual issue, “Prosthodontic Reviews.” This is an online-only collection compiling 12 of the most up-to-date and relevant reviews published in the *Journal of Prosthodontics* over the last two years.

Every study in the prosthodontics literature moves the science of the field a step forward, whether that study is examining a field as contemporary as digital dentistry or as deep-rooted as complete dentures. Each study adds a piece to the complete picture of the science prosthodontists use to conduct their research and the evidence they use to treat their patients. Reviews compile the published literature and attempt to provide a complete picture of the science at the time of its writing.

The reviews included in this virtual issue provide not only a complete picture on each of their individual topics, but also illustrate the wide variety of research being conducted in prosthodontics today. They include reviews of digital impression techniques and selective laser melting; of patient-reported RPD quality of life studies and of simplified complete denture techniques; of materials research and implants.

The articles in this virtual issue will be freely available to everyone until Dec. 31, 2017. Share them with your colleagues, referral network, students, or anyone who may find these topics of interest to them.

Full-text *Journal of Prosthodontics* articles are always free to ACP members through the ACP website.



Petra, Jordan



Louisville, Kentucky

ACP Section News: Jordan & Kentucky

Please join us in welcoming the new **Jordan Section of the American College of Prosthodontists** and their inaugural officers: Dr. Lara Bakaeen (President), Dr. Esam Alem (Vice President), and Dr. Rima El Madani (Secretary/Treasurer).

The Jordan Section is the first ACP Section in the Middle East. Its purpose and scope is to spread the North American perspective/philosophy on prosthodontics to dental specialists, general dental practitioners, and auxiliary dental personnel in Jordan; to raise awareness of the scope of the specialty of prosthodontics in the general Jordanian population; and to improve contacts between Jordanian graduates of U.S. prosthodontics graduate programs and to serve as a bridge between them and the ACP.

After being inactive, the **ACP Kentucky Section** has welcomed new leaders, including: Dr. Ahmad Kutkut (President), Dr. Eiad Elathamna (Secretary), Dr. Robert Frazer (Treasurer) and Dr. Sarah Foard-Johnson (Immediate Past President). The Section hosted 20 members and guests for their first meeting on Sept. 14, which included dinner and a presentation from Dr. Marcus Abboud. More activities are in the planning stages!

The ACP now has 41 sections. Are you involved with yours, or interested in being the next section to make news? Contact the ACP for everything you need to know!



UNIVERSITY
OF MANITOBA

New Prosthodontics Program

A new residency program in prosthodontics will be launched in August 2018 at the University of Manitoba. ACP Fellow Dr. Igor Pesun will serve as Director. The program will lead to a Certificate in Prosthodontics combined with a Master of Science in Prosthodontics.

A full list of prosthodontic and maxillofacial prosthodontic residency programs can be found online at Prosthodontics.org.

2017 GSK Prosthodontist Innovator Award

The ACP Education Foundation is proud to announce the 2017 GSK Prosthodontist Innovator Award. The goals of this sponsored research are to advance the understanding of prosthodontics-related biological and/or materials systems, human behavior, cost and care delivery, as well as economic modeling and quality of life investigations.

Sponsored by GlaxoSmithKline Consumer Healthcare through an unrestricted educational grant, single-year funding to initiate or foster research in specific areas of interest relating to prosthodontic care will be awarded to an ACP member prosthodontist and to his/her institution. This research grant is open to prosthodontist members (Members, Fellows) of the ACP who are full-time faculty at a US or a Canadian dental school or a related academic institution. Applicants must be within 10 years of their initial appointment and show outstanding promise in their research area.

Submission guidelines can be found on acpef.org. Applications must be received by the ACP Education Foundation by Nov. 10, 2017.



2017 Prosthodontic Review Course

The 2017 Prosthodontic Review Course was held on Sept. 8-9 in Atlanta with 80 attendees. Led by Dr. Nadim Z. Baba, speakers covered essential topics in fixed, removable, and implant prosthodontics. In one quick trip, attendees gained an understanding of the current applications and future direction of advanced digital technology in patient care as well as a comprehensive overview of topics such as dentures, occlusion, and more.

“I thoroughly enjoyed the Prosthodontic Review Course,” said Dr. Cramin Wiltz II. “The speakers were very knowledgeable on the topics discussed and good information was learned that could be utilized in my private practice. I look forward to the next one.”

Thanks to Preat and Zest Dental Solutions for their sponsorship of the course.



Welcome New Members

June 2017 – September 2017

New Academic Alliance Affiliate

Dr. Rodrigo E. Fuentealba

New Advanced Program & Graduate Student Alliance Affiliates

Dr. Mohammad H. Abdelwassie
Dr. Justin W. Nichols

Reinstated Fellow

Dr. Ernest L. DaBreo

Reinstated International Fellows

Dr. Sarah Amin
Dr. Ezdehar S. Ghandourah
Dr. Islam A. Khasawneh

New Global Alliance Affiliate

Dr. Tomas J. Escuin

New Member

Dr. Kenneth E. Moore

Reinstated Members

Dr. Adriana D. Backer
Dr. Regina Beth Cunningham
Dr. Edward J. Givens, Jr.
Dr. Yolanda Iduate Banobre
Dr. Dana Marzocco
Dr. Marisa E. Patt
Dr. Robert H. Schortz
Dr. Estelle F. Zandstra

New International Member

Dr. Louis De Koninck

Reinstated International Members

Dr. Emilie L'Homme-Langlois
Dr. Jeffrey J. Reynolds

New Predoctoral Alliance Affiliates

Ms. Emily A. Allen
Mr. Brandon K. Allison
Ms. Kera C. Aparicio
Ms. Emily K. Arceneaux
Ms. Richa S. Banthia
Ms. Marla E. Bariant
Ms. Davis E. Beard
Ms. Grace M. Bernhard
Mr. Brenton D. Bird

Mr. Chad L. Blackburn

Mr. Eric C. Bordlee

Mr. Hunter V. Brooks

Mr. Matthew D. Clement

Mr. Travis K. Coleman

Mr. John L. Daigle

Mr. Joseph L. DeSantis

Mr. Jacob T. Ellender

Mr. Justin K. Ellis

Ms. Aubrey A. Exnicios

Ms. Mandy L. Ford

Mr. Daniel H. Gonzales

Ms. Camille G. Green

Ms. Taylor Kristen Guillet

Ms. Kacey F. Guillory

Mr. Ross A. Harris

Ms. Abigail C. Henagan

Ms. Ashley H. Horton

Mr. Brooks G. Hummel

Ms. Michelle F. James

Mr. Pritpal Johal

Mr. Jeffrey L. Kerst

Ms. Colleen E. Kimball

Mr. Paul S. Kukunas

Mr. Brian Lawson

Ms. Trang Le

Mr. Chih Hui Lee

Ms. Alexis M. Lippe

Ms. Michelle L. Llinas

Ms. Melissa R. McKey

Mr. John W. Michaelis

Ms. Nadia Mohammadi

Ms. Cherry A. Muscat

Ms. Hallie C. Myers

Ms. Samra Naeem

Ms. Yen H. Nguyen

Mr. Terry J. Pham

Mr. Aaron T. Priddy

Ms. Raishka B. Ramirez

Mr. William A. Randi

Mr. Gage E. Ritter

Mr. George W. Rolfe, IV

Mr. John Allen Russ

Ms. Nicole Sannito

Mr. Alexander J. Sikora

Ms. Shelby G. Spartz

Mr. Taylor B. Squires

Mr. Jeffrey S. Toler

Ms. Kimberly H. Truong

Mr. Stephen P. Tyler

Mr. Skylar P. Vaughn

Mr. Tyrous D. Ward

Mr. Nathan L. Wu

Mr. Matthew Yeung

New Resident/Graduate Student Members

Dr. Ali J. Abdallah

Dr. Mohammad Ajrash

Dr. Sarah A. Alabdullah

Dr. Talal Alali

Dr. Ahmed H. Alamoudi

Dr. Maria F. Alfaro

Dr. Abdulla M. Alghfeli

Dr. Yazeed Aljohani

Dr. Neda A. Almojel

Dr. Saad Hamad Almujeel

Dr. Maryam AlSaffar

Dr. Hussain A. AlSarrafi

Dr. Othman Saleh ALSuliamani

Dr. Anshu K. Bathija

Dr. Adnan Bazarbashi

Dr. Jonathan S. Bensoussan

Dr. Alicia M. Bofill

Dr. Antonella Aida Botto

Dr. Daniel J. Burgin

Dr. Yale D. Cho

Dr. Ryan J. Coello

Dr. Troy M. Decker

Dr. Ivana A. Derby

Dr. David A. DiPalma

Dr. Christopher N. Duhn

Dr. Mohamed M. Elshewy

Dr. Farien C. Franklin

Dr. Anthony P. Gabriel

Dr. Johanna M. Garita

Dr. Loren N. Genetti

Dr. Shari Beth Ginsburg

Dr. Cynthia Goldin Muro

Dr. Harry F. Haring

Dr. Rokhsareh

Hassanzadehmahaei

Dr. Ramon N. Hernandez

Dr. Luis E. Herra

Dr. Alison L. Fishman

Dr. Nima Iranmanesh

Dr. Lamya Ismail

Dr. Hala S. Jamjoom

Dr. Alexander AJ Jelichich

Dr. Hyunok Jo

Dr. Michael M. Kang

Dr. Sindhu Kanikicharla

Dr. Noozhan Karimi

Dr. Afaf A. Khayat

Dr. Thomas C. Kiebach

Dr. Shriya S. Kulkarni

Dr. Martin S. Lalama

Dr. Jessica Lau

Dr. Jieun Lee

Dr. Victor Y. Lee

Dr. Frederico D. Lima

Dr. Stephen Liu

Dr. Charikleia Malamou

Dr. Lorena Malpica

Dr. Michelle A. Marcano

Dr. Daniel K. Min

Dr. Jennifer E. Moeller

Dr. Jorge E. Mosquera-Castrillon

Dr. Skyler E. Myers

Dr. Amir Hossein Nejat

Dr. Kimberly T. Nguyen

Dr. Ali Obeidi

Dr. Jenny J. Oh

Dr. Jennifer M. Pan

Dr. Joon Woo Park

Dr. Navin A. Pathiyil

Dr. Diana M. Pham

Dr. James P. Pizzo

Dr. Ossama H. Raffa

Dr. Diego Ramirez Alvarado

Dr. David P. Remiszewski

Dr. Christopher R. Resnik

Dr. Luciano Retana

Dr. Daniela Rubiano Mejia

Dr. Laura E. Rushford

Dr. Raion G. Sabo

Dr. Moamen E. Sheba

Dr. Collin S. Shuen

Dr. Joshua T. Sparks

Dr. Jie Sun

Dr. Thomas P. Suranyi

Dr. Abdulrahman S. Taleb

Dr. Daniel JM Tan

Dr. Melissa S. Thomas

Dr. Marianita Vasquez

Dr. Ana C. Vazquez

Dr. Joshua R. Waldron

Dr. Connie Wang

Dr. Yu Tsung Wu



DIGITAL DENTISTRY: From Application to Integration

Clinical workflows from design to delivery

Complex reconstruction & restoration

Breakout sessions for new, experienced & advanced users

FEB. 20-21, 2018 | CHICAGO

During the Midwinter Meeting of the Chicago Dental Society

REGISTER AT PROSTHODONTICS.ORG

Job Opportunities

California (Sacramento) - Exceptional opportunity for enthusiastic outgoing prosthodontist to replace retired partner in multi-specialty, multi-doctor, multi-location, dental group. Associate leading to equity partnership. Contact Dr. Brock Hinton at 916-454-0855 or BHinton@prosthogroup.com.

California (San Diego) - Prosthodontist associate/partner opportunity in San Diego. Independent Implant Center seeks associate/partner for locally owned state of the art Implant practice. Current technology CBCT/digital x-rays. In house lab for immediate load cases. In addition full ZirkonZahn suite of equipment for fabricating Zirconia restorations. State of the art lecture facility with Audio-visual system connected from Operating room to conference room. Emphasis is on individual custom treatment for implant supported restorations. Full mouth and quadrant restorations. Email resume to airesian64@gmail.com. Must have current California license and experience with immediate load full arch treatment.



Colorado (Denver) - Prosthodontic practice seeking associate with potential for partnership. Established practice with increasing prosthodontic referrals in growing area. Current technology includes CBCT, Cerec CAD/CAM, EMR, digital radiography. Brand new state-of-the-art office including in-house laboratory technicians and lecture facility. Send introductory letter and CV to taylorgoggins@gmail.com.

Florida (Hallandale Beach) - I am seeking a full-time associate for an established, state of the art Prosthodontic Practice in Hallandale Beach, Florida. Applicant must have a great attitude and positive personality. Applicant must also be courteous and caring and possess outstanding clinical and patient skills. This is an amazing opportunity for the right person. Please email cover letter and curriculum vitae to gatordmd@yahoo.com.

Florida (Nova Southeastern University) - Multiple Full Time Prosthodontics Faculty Positions: The College of Dental Medicine at Nova Southeastern University, Department of Prosthodontics, located in Fort Lauderdale, Florida, is recruiting for the following full time, five day faculty positions:

Position #996786: Responsibilities will include didactic and clinical teaching, lecturing and course directorship most particularly in the area of Implant Prosthodontics. Position requires: DDS, DMD or equivalent, certificate in Prosthodontics, prior teaching experience, significant experience in Implant Prosthodontics. Experience in CAD/CAM Dentistry is preferred.

Position #992451: Responsibilities will include didactic and clinical teaching, lecturing most particularly in the area of Implant Prosthodontics in the Postgraduate Prosthodontics Advanced Specialty Program. Position requires: DDS, DMD or equivalent, certificate of Prosthodontics, and significant experience in implant prosthodontics both placement and restoration. Teaching experience in an academic environment, experience in CAD/CAM Dentistry, and advanced training in implant placement is preferred.

Instructions to Applicants: Candidates must apply through the university's career website to be considered. To apply, visit www.nsujobs.com and apply to one or both positions; however, if applying to both, each position requires its own separate online application and documentation. Please attach letter of interest and resume or curriculum vitae and three professional reference letters to the NSU online application.

Academic rank and salary will be commensurate with qualifications and experience. For additional information about these positions, contact Dr. Sharon Siegel, Professor and Chair, Department of Prosthodontics, Nova Southeastern University College of Dental Medicine, 3200 S. University Drive, Ft. Lauderdale, FL 33328. Email: scsiegel@nova.edu

Georgia (Gwinnett) - Seeking Associate Prosthodontist with Partnership Opportunity: A well established and growing modern Prosthodontics practice is offering an Associateship opportunity leading to Partnership to the right candidate. Join our amazing team in a fully digital environment: paperless, CBCT, Trios IOS, bench top scanners and fully equipped laboratory. Quality, outcome and patient care are our priorities. FFS/PPO only. Competitive salary with benefits. Please email CV to info@implantoption.com.

Maine (University of New England) - The University of New England College of Dental Medicine invites applications for a prosthodontist. This is a full-time clinical faculty position (Assistant / Associate Professor). The University of New England College of Dental Medicine's mission is to "improve the health of Northern New England and shape the future of dentistry through excellence in education, discovery and service."

The University of New England College of Dental Medicine is well positioned to successfully pursue this lofty goal. The interprofessional education we provide, in cooperation with UNE's Colleges of Health Professions, Medicine, and Pharmacy, equips our graduates to improve not only the oral health, but also the overall health of the patients they treat.

Responsibilities: Didactic and clinical instruction in prosthodontics to pre-doctoral dental students will be core responsibilities for this position. This position reports to the Associate Dean of Curriculum Integration and Analytics for academic/didactic matters and to the Associate Dean of Clinical Education & Patient Care for matters relating to clinical operations.

Qualifications: Qualified candidates must possess a D.D.S./D.M.D. degree or international equivalent. The candidate must be licensed, or, be eligible for licensure in Maine and have successful completion of NBDE I & II. Candidates must also have completed advanced training in a CODA-approved prosthodontics program and be board eligible, or certified by the American Board of Prosthodontics. Candidates must demonstrate a passion for dentistry and a strong desire to teach students in a demanding, fast-paced, academic

environment. Candidates must demonstrate the ability to contribute to and participate in a humanistic environment of learning and discovery. The successful candidate is expected to be able to provide direct clinical supervision of predoctoral dental students and to provide clinical care in the group practice. Salary and rank will be commensurate with experience. Interviews of qualified candidates will begin immediately and continue until the position is filled.

Application Materials: Cover Letter, Curriculum Vitae. To apply please visit: <http://une.peopleadmin.com/postings/3200>. The University of New England is an Equal Opportunity/Affirmative Action employer and welcomes female and minority candidates.

Maryland (Baltimore) - Seeking Experienced Ceramist: Nationally known, state-of-the-art prosthodontic practice is seeking an experienced ceramist to grow with our team. An ideal candidate will have experience with all phases of fixed tooth-borne and implant restorations and possess extensive knowledge of all forms of porcelain fabrication—from a single unit aesthetically challenging anterior to full-mouth restorations. Proficiency in eMax press/CAD, zirconia, and feldspathic porcelain restorations required. Send resume to baltimore dentalpractice@gmail.com.



Missouri (University of Missouri-Kansas City) Clinical Assistant/Associate Professor, Restorative Clinical Sciences. General Dentist Position # 36648. The University of Missouri-Kansas City School of Dentistry is seeking a general dentist faculty member to fill a position in the Restorative Clinical Science department. The position is a 100% FTE, benefit eligible, full time, non-tenure track position at the rank of Clinical Assistant/Associate Professor. The faculty member will provide clinical instruction and oversight for pre-doctoral dental students.

This includes instruction and evaluation of students in diagnosis, treatment planning, restorative dentistry, removable and fixed prosthodontics, endodontics, and non-surgical periodontics. The faculty member is expected to provide didactic and preclinical lab instruction, as assigned. A DDS/DMD or equivalent is required. Advanced Education in General Dentistry/General Practice Residency training or equivalent is preferred. Interested candidates with Missouri licensure may be eligible to participate in faculty practice one day per week.

UMKC is part of the University of Missouri, with excellent fringe benefits package www.umkc.edu. Applicants should submit a letter of interest, a CV, names and contact information for three references in one document online to www.umkc.edu/jobs. Please direct inquiries and correspondence to: Dr. Pamela Overman, (overmanp@umkc.edu) Associate Dean for Academic Affairs, UMKC School of Dentistry. Equal Opportunity is and shall be provided for all employees and applicants for employment on the basis of their demonstrated ability and competence without discrimination on the basis of their race, color, religion, sex, sexual orientation, gender identity, gender expression, national origin, age, genetic information, disability status, protected veteran status or any other characteristic protected by law. All final candidates will be required to pass a criminal background check prior to beginning employment.

New York (Northshore Long Island) - Job Opportunity with buy-in and buy-out: Associate position leading to partnership/ownership in a lucrative 100% restorative practice in Northshore LI, NY. Spacious 4-operative state-of-art office on ground floor of a newly renovated professional building in prestigious "MIRACLE MILE" area. Excellent staff and highly satisfied patients. Send CV to seyfa1954@gmail.com.



Department of Prosthodontics – F50370

The School of Dentistry at Virginia Commonwealth University is seeking full-time faculty members in the Department of Prosthodontics. Responsibilities will include didactic and clinical teaching in fixed, removable, implant prosthodontics, and participation in service activities and research. Faculty practice is available and encouraged.

Applicants must have a D.D.S./D.M.D. degree and a certificate or advanced degree from an ADA accredited Prosthodontic Program, and be eligible for licensure in the State of Virginia. VCU is a premiere urban, research university with a richly diverse university community and commitment to multicultural opportunities. Demonstrated experience working in and fostering a diverse faculty, staff, and student environment or commitment to do so as a faculty member at VCU is required.

Salary and rank will be commensurate with experience and qualifications. For further information about this position contact David R. Burns, D.M.D., Professor and Chair of Search Committee, Department of Prosthodontics, VCU School of Dentistry at drburns@vcu.edu. Application review will begin immediately and will continue until the position is filled.

Candidates must apply to this faculty position through the university's career website at <https://www.vcujobs.com/postings/64316> to be considered for this position.

Virginia Commonwealth University is an equal opportunity, affirmative action university providing access to education and employment without regard to age, race, color, national origin, gender, religion, sexual orientation, veteran's status, political affiliation or disability.

New York (Syracuse) - Syracuse Prosthodontic and Implant Practice
 Leading to Ownership: Thriving 32 year old Prosthodontic practice looking for qualified candidate to buy in 6 months to 1 year. Gross revenues \$1.2 million on 25 hours per week with low overhead. 2000 sq/ft office with 4 fully equipped ops, all digital including Plan Meca CBVT, T-scan, TruDenta diagnostics, latest CEREC Acquisition unit and MCXL Milling unit, Piezosurgery, fully computerized office located in medical and hospital district. Good size lab fully equipped. Placing about 70 implants per year. Central New York has the beautiful Finger Lakes with the opportunity to live on the water and commute to work easily. We are surrounded by wineries, great hospitals with easy access to medical care, several major universities, medical school, VA hospital, and a vibrant downtown. The university has competitive Division I football and basketball programs. It is a great place to raise a family with affordable housing. Please send resume and cover letter to jbsprostho@gmail.com or call 315-447-3145.



Oregon (Beaverton) - Seeking Denturist: I have what it takes. My unique skills and knowledge give me the confidence and enthusiasm to face new challenges—in my career and beyond. At Kaiser Permanente, I work in an environment that encourages me to reach my potential. With the support of my colleagues and the organization, I am able to push myself to greater heights and grow in new ways every day. Being the best I can be motivates me to set and achieve new goals. Which is something I pass on to our members. If you believe in discovering your own limitless potential, join us at Kaiser Permanente in Beaverton, Oregon.
 Denturist – Dental: In this role, you will provide competent, high-quality prosthetic appliances to Kaiser Permanente Dental Care Program membership that is aesthetically, phonetically, and technically acceptable to the patient and PDA Peer Review.

Qualifications include: At least two years of previous experience as a Licensed Denturist; four years of experience preferred; A high school diploma or GED; Completion of all course and clinical requirements requisite for successful achievement of the Oregon Board Exams; Oregon and/or Washington State Certified Denturist License; Oral Pathology Certificate preferred; Basic Life Support (BLS) for Health Care Providers required upon hire/transfer; National Provider Identifier (NPI) required prior to employment start date; Nitrous oxide credentials and equipment knowledge; X-ray equipment-daily; Ultrasonic scalers-daily for deposit removal; Hand pieces-daily for polishing teeth and fillings; Basic knowledge of sterilization and infection control equipment preferred

For immediate consideration, please visit <http://jobs.kp.org> for complete qualifications and job submission details, referencing job number 595911. Equal Opportunity. Employer/Disability/Veteran. jobs.kp.org KAISER PERMANENTE

South Carolina (Medical University of South Carolina) - Department of Oral Rehabilitation Division of Removable Prosthodontics at the Medical University of South Carolina James B. Edwards College of Dental Medicine

The James B. Edwards College of Dental Medicine, Medical University of South Carolina is seeking applications for a full time faculty position in the Department of Oral Rehabilitation, Division of Removable Prosthodontics. The Division provides classroom and clinical instruction for pre-doctoral dental students and AEGD Residents in all areas of removable prosthodontics, to include digital design and prosthesis fabrication. The dentist will work collaboratively within all disciplines of the department and other departments of the College of Dental Medicine in a comprehensive care environment.

Qualified candidates must hold a DDS or DMD degree and Prosthodontics Residency training is preferred but not required. Experience in educational innovation, use of technology in education and computer skills are expected with preference given to those with previous teaching and research experience. Successful applicants should have a South Carolina Dental License or qualify

for a teaching license. Salary and rank will be commensurate with experience. Participation in the Dental Faculty Practice for private patient care is expected. MUSC is an EEO/AA employer—minorities and women encouraged to apply. Apply online at <http://academicdepartments.musc.edu/hr/>.

Texas (Dallas) - Modern office is seeking a motivated prosthodontist to join our practice. We offer state of the art technology and facilities: Modern office with fully equipped removable and fixed in-office labs, digital radiography, cone beam CT scan and great support staff. Being familiar with implant surgery procedures a plus. Purchase options will be available in the future. Email BCPDallas@yahoo.com.

Texas (San Antonio) - We are looking for prosthodontist for our new office Implants & Dentures near San Antonio, TX. This office will have its own in house full dental lab. We have 6 running general dentist offices. Guaranteed minimum of 800/-dollars a day. Great chance of making good salary. Please apply with updated resumes at sumeet76132@gmail.com or fax to 830-393-8323.

Texas (University of Texas Health Science Center) - The University of Texas School of Dentistry, a part of UT Health Science Center at Houston (UTHealth), is accepting nominations and applications for the full-time position of Chair, Department of Restorative Dentistry and Prosthodontics, at the associate- or full-professor level on the tenure or non-tenure track. The position will be available Feb. 1, 2018. The School of Dentistry seeks candidates whose experience, teaching, research and service have prepared them to contribute to our commitment to being a leader in dental education.

The Chair is an integral part of the School of Dentistry's administrative team and provides innovative leadership and advocacy in critical areas of predoctoral and postdoctoral education, patient care and research. The department has three critical areas of responsibility: Predoctoral education in Operative Dentistry and Prosthodontics, the Advanced Education

Program in Prosthodontics, and research. The ideal candidate will have experience working with students, faculty and staff from diverse backgrounds and have a demonstrated commitment to inclusion and equity. The Chair will provide vision, focus and mentorship to further develop a dynamic and growing department, and will identify, cultivate and pursue internal and external partnerships that lead to collaborative opportunities. Other duties will include administrative responsibilities, such as departmental planning and budgeting; staffing and supervision; plus departmental representation to the School of Dentistry, the health science center and the community. This position reports to the Dean of the School of Dentistry. Applicants must have a DDS/DMD degree or equivalent degree, advanced training in restorative dentistry or prosthodontics, and experience in the field. Board certification in prosthodontics is preferred. Additionally, a demonstrated record of teaching, academic leadership, successful research and/or involvement in dental education is required, as are credentials meriting appointment to the rank of associate or full professor on the tenure or non-tenure track.

The Chair of Restorative Dentistry and Prosthodontics will have the opportunity for faculty practice, and applicants must be eligible for licensure or faculty licensure in Texas. Academic rank and salary will be commensurate with qualifications and experience. UTHHealth is an Equal Opportunity/Affirmative Action employer dedicated to building a culturally diverse and inclusive faculty and staff in a non-smoking environment. UTHHealth does not discriminate on the basis of race, color, religion, gender, sexual orientation, national origin, genetics, disability unrelated to program performance, age or any other basis prohibited by law. Women, minorities, the disabled and veterans are encouraged to apply. This is a security-sensitive position and thereby subject to Texas Education Code #51.215. A background check and drug screening will be required for the final candidate.

Instructions to Applicants: The application and supporting documents (CV, statement of teaching/research interests, and names and addresses of three references) must be submitted online at: <https://jobs.uth.tmc.edu/applicants/Central?quickFind=116780>

Direct confidential inquiries to: Lynnette Lewis, Director of Administration UTHHealth School of Dentistry at Lynnette.Lewis@uth.tmc.edu. Application Deadline: Applications accepted until position filled.

Washington, D.C. - Opportunity Knocks But Once: We are looking for a motivated, personable individual to join our prosthodontic practice with a path to ownership in the future.

The practice is positioned in two separate highly sought after locations in the West End section of Washington, D.C. and in McLean, Virginia. It's a modern, state of the art Prosthodontic Practice with a 35+ year history. We are fully digital and paperless; CBCT, implant surgery, in-house lab with 3shape scanner and ceramist with 30 years of experience. All aspects of Prosthodontic therapy are active therapeutic features of this practice. We are a fee-for-service practice and our receivables are negligible. We are linked to multiple high level study clubs and have an outstanding position within the local community. Excellent compensation, 401K, health benefits and great working environment.

Interested candidates can send their CV letter/resume via email (doctors@smilesinternational.com) to set up a phone interview.

Wisconsin (Waukesha) - Perform all phases of prosthetic dentistry and related dental implant services to the appropriate standards as set forth by the practice. Ability to build good rapport with patients and staff and promote the success of the center. Be willing to take a leadership role in the center with an emphasis on driving center profitability. Possess a patient-centered mindset and approach to treatment planning and day to day center operations.

Job Requirements: Professional Degree: DDS/DMD; Certificate in Prosthodontics from an American Dental Association accredited program.; Licensed in Wisconsin. Salary and Benefits: Competitive salary and bonus based on production. Contact drsharma@eonclinics.com.

Practices for Sale

Arizona (Phoenix/West Valley) - Surgical Prosthodontic Practice AZT365 for Sale. Sales price: forthcoming. Annual Collections: 2016 = \$1033K. Completely fee for service; no contracted plans with insurance companies. Two locations: Central Phoenix high rise, 1750 sq ft with 5 ops. West Valley, 1200 sq ft with 4 ops. Both offices have dedicated laboratory, digital radiography and intraoral photography, and paperless technology, Dextrix. Provide full array of prosthodontic services along with surgery to include: dento-alveolar, perio enhancement, implant placement immediate and delayed, hard and soft tissue grafting, ridge and sinus augmentation. 3Shape lab scanner for design and off-site milling. Practice established since 1984. Please refer to listing AZT365. Contact Fred Heppner at 480-513-0462 or email FredH@arizonatransitions.com.

California (Escondido) - Prosthodontic practice in Escondido, CA (North San Diego County). Practice established in 1986, with current prosthodontist owner since 1999. 4 fully equipped operatories in 2200 sq ft, beautifully designed environment in a stand alone building, with ample parking and room for expansion. Large lab in house with highly qualified prosthodontic technician. 760-443-3603

California (Northern California) - Northern California Practice Sales currently has current prosthodontic opportunities available in San Jose, San Mateo, San Francisco, and Napa. For more information, please send a cover letter and current CV to molinelli@aol.com or call 650-347-5346.

Colorado (Southwest Denver) - Prosthodontic Practice collecting \$1.2 Million with a net profit of \$660,000. Very well established office with 3 OPS. Located in very desirable area. These practices rarely come available. Call Jerry and Tyler Weston at 303-526-0448 pma0448@yahoo.com, dental-trans.com

Florida (Jacksonville) - Premier 100% fee for service referral based Prosthodontic practice. Collections 1M/yr. The practice is primarily oriented toward implant dentistry, fixed, and removable prosthodontics. Available summer 2018. Owner will stay on as needed to facilitate transition. wrgdds@outlook.com

Michigan (Southeastern Michigan) - Highly profitable, 100% fee for service Prosthodontic practice for sale. Located in a very desirable area of Southeastern Michigan the office has four ops, dedicated lab area, digital radiographs, intraoral photography, digital impressions efficient floor plan occupying 2100 sq ft producing 1.6mm annually. Full complement of services including fixed and removable prosthodontics, implant, and hygiene. Well trained staff and flexible doctor ready to transition patients and referrers to a new owner. Practice proforma with after tax cash flow available. Contact: michigandentist2017@gmail.com.

Missouri (Springfield) - Successful Prosthodontic Office for Sale. Located in the 'Queen City of the Ozarks', Springfield, MO, this desirable location, in close proximity to lakes, streams, and National Wildlife Areas, is a delight for any family! The office is part of the vibrant 'Medical Mile' found on the southern edge of town. The practice is strictly 100% fee for service with no insurance assignment and has a \$550K gross on 3.5 days a week. This well appointed office includes 3 Ops, dedicated

lab area, Digital X-ray and more. There is potential for increased income with untapped hygiene service. Please contact Rebecca Bauer, Paragon Dental Transitions, 417-489-2713, rbauer@paragon.us.com.

Nevada (Las Vegas) - Las Vegas Prosthodontic practice cash flows better than most with 2015 collections exceeding \$1M. Fantastic building in highly desirable neighborhood with unprecedented curb appeal, giving your patients the feel of a luxury spa or weekend getaway. 2,100 sf w/ 4 fully equipped ops. \$550K excluding ARs. Call Tim 800-641-4179.

South Carolina (Hilton Head Island) - Boutique prosthodontic practice for sale on scenic Hilton Head Island SC outside Savannah GA. Three-day work week that generates over \$600K/year collections with low overhead rate. Only true prosthodontic practice in over a 100 mile radius that treats the local full time population and long distance referrals. Perfect for transition to a comfortable pace or potential to grow to larger practice. Call (843) 422-7602 for more details.

Texas (Houston) - Established Prosthodontic Practice for Sale: 2016 Collections - Over \$950K on 4 days/week. 100% Fee for service, prosthodontic practice available in free standing office building. The practice is primarily oriented in implant dentistry, fixed, and removable

prosthodontics. 5 fully equipped operatories w/ digital xrays. Available immediately & owner will stay on as needed to facilitate the transition. Contact: gwccdds@live.com.

Texas (West Texas) - Prosthodontic practice. Growing practice! Collecting \$732,000. Call Jerry and Tyler Weston at 303-526-0448, pma0448@yahoo.com, www.dental-trans.com

Virginia (Virginia Beach Area) - Prosthodontic/General Practice in Virginia Beach Area. This is a growing, active Prosthodontic/Implant/General Dentistry Practice. Six years old building with five operatories and full lab. Located in the middle of Virginia Beach, Norfolk, and Chesapeake, VA. The only Board Certified Prosthodontist in Chesapeake is retiring. Contact: (757) 718-5153 / mturck@cox.net.



Washington (Bellingham) - Adult restorative practice in busy location. 6 ops, 600K in collections and net at 190K. Doctor will stay for awhile to aid in transition, if asked. Offered at \$345,000. Email jessica@knutzenmcvaygroup.com for more details or call 425-489-0848.

Upcoming Events

47th Annual Session
Nov. 1-4, 2017
San Francisco
acp47.com

Digital Dentistry Symposium
Feb. 20-21, 2018
Chicago
Prosthodontics.org

National Prosthodontics
Awareness Week
April 8-14, 2018
Prosthodontics.org/NPAW

OUR WORLD IS NOT FLAT

Neither is the anatomy of your implant patients



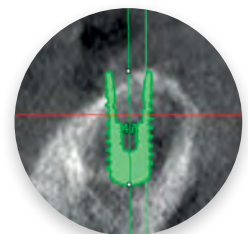
Astra Tech Implant System® OsseoSpeed® Profile EV – for sloped ridge situations

Your world is already full of clinical challenges so why work harder because of conventional thinking? Instead of augmenting sloped ridges to accommodate flat-top implants, it's time to discover a simpler solution by using an implant that follows the bone. Because sloped-ridge situations call for anatomically designed sloped implants.

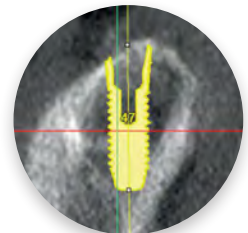
It's time to challenge conventional thinking



www.profiledentalimplants.com



Conventional vs innovative approach



Introducing PrograMill™ One



**THE ONE MILL
DESIGNED FOR
IPS e.max®**

Introducing PrograMill One, the compact, 5-axis milling machine designed to mill beautiful, esthetic IPS e.max restorations.

- Take control of your patient's restorations in a single visit.
- Innovative 5-Axis Technology provides short milling times.
- App driven for easy operation and high automation.
- Seamlessly auto connects with 3Shape Trios intraoral scanner*

Shape your dental future at www.ivoclardigital.com

For more information, call us at 1-800-533-6825 in the U.S., 1-800-263-8182 in Canada.
© 2017 Ivoclar Vivadent, Inc. Ivoclar Vivadent, IPS e.max, Ivoclar Digital and PrograMill are trademarks of Ivoclar Vivadent, Inc.
*Additional scan and design partners coming soon. 3Shape and TRIOS® are not registered trademarks of Ivoclar Vivadent, Inc.

**ivoclar
digital®**