



# NEWSLETTER

## THE AMERICAN COLLEGE OF PROSTHODONTISTS

AN ORGANIZATION OF SPECIALISTS  
DEDICATED TO SERVING THE PUBLIC

ISSN 0736-346X

VOLUME 18

Number 1

FEBRUARY 1988

Happy New Year! This is the time of year when we thank those who have served us well, take inventory of our strengths and blessings and set goals to meet the challenges of the future. I will share with you my feelings in these areas.

Collegiality has been given many definitions. The usual definition is the equal sharing of power by all members. Frequently, the term implies a much broader definition such as an atmosphere or spirit of mutual respect on a high intellectual plane with all working together in a congenial manner for common goals, openly sharing information and responsibility while accepting that varying opinions are desirable. In my opinion, the broad definition of "collegiality" is the best description of our annual meeting in San Diego. The **site**, the **program** and the **people** made this a memorable meeting. To recognize everyone who deserves thanks would fill this page; but, certainly our annual session chairman, Joel Martin, his advisory co-chairman, Steve Bergen, and our local arrangements chairman, Bob Hinman, deserve our special thanks.

While on the subject of annual sessions, start making your plans now for the next meeting in Baltimore on October 4-7, 1988. The Baltimore inner harbor area and a new hotel will provide an ideal **site**, Ken Stewart and Jim Fowler, annual sessions chairmen, are developing an outstanding **program**. John Burton, local arrangements chairman, is busy selecting the best of the many available activities for our leisure time; and, with your attendance, we will have the **people** to insure that "collegiality" will again abound.

We owe thanks to all our members who have given so much of their time, talent and energy in serving the College and its sections this past year. We owe special thanks to our past President, Cosmo DeSteno. Cosmo took strong positions on several controversial issues. Some would

## PRESIDENT'S MESSAGE



call this disruptive. I choose to characterize his term as the "spring tonic" this College needed to wake us up, to help us face the issues at hand and to make us look within ourselves to determine what we feel this College should be and where it should go. With this reawakening, we are better prepared to approach our goals and objectives workshop this June so we, as a College, can chart our course for the next five years.

### COLLEGE MEMBERSHIP GROWS

In taking inventory of our strengths and blessings, the quality and numbers of our membership deserve to be high on our list. Who, in 1978, could have dreamed that our membership would grow from 860 at that time to 1,846 just ten years later? We have been fortunate to attract a large percentage of those who have recently completed their postdoctoral education and those who have become Diplomates of the board. The energy, enthusiasm and commitment that comes with youth is the insurance that our College will continue to be a vital and growing organization in the future. This en-

sure that our patients and our specialty will be well served.

The willingness and eagerness to serve the College by so many of our members is almost unbelievable and in sharp contrast to many other organizations. The College now has nineteen standing committees and thirteen ad hoc committees. I expanded the membership of several committees to accommodate the many members who have volunteered to serve the College.

### SECTIONS ADD STRENGTH

We cannot discuss the strengths of the College without considering the Sections. I believe the sections are the backbone and the future of the College. I believe the sections must, in some way, become involved in the governance of the College and I have requested that the Sections Committee develop ideas on how this can be accomplished in preparation for the June goals and objectives meeting. The activities of the sections have ranged from education and exchange of information to the formation of state interspecialty groups. I encourage those of you in states who do not have sections to work with your colleagues to organize one. If the specialties, including prosthodontics, are to protect themselves from the forces attempting to infringe on our territorial rights, the specialties must become organized on the state level. Sections provide an excellent opportunity for this as well as for the exchange of information and the development of leadership. The number of members needed to start a section is variable, so please call Carl Schuller, or any member of the Sections Committee if there is interest in your state. See the Sections report in this issue.

### DUAL BOARD SPONSORSHIP

On December 16th, Alex Koper and Bill Laney, representing the FPO and Steve Bergen and I, from the ACP, were sche-



duled to meet with Dr. Mario Santangelo, the Secretary of the Council on Dental Education of the ADA. The purpose of the meeting was to discuss the possibility of ACP/FPO dual sponsorship of the Board. Unfortunately, weather in Chicago caused postponement of the meeting until January 4, 1988. I will report the results later in this message. In preparation for this meeting, a "fact sheet" about the College was assembled. With all the strengths and accomplishments of the College, this was a simple task. It seems appropriate to include this "fact sheet" in our inventory of strengths, so its contents follow.

#### Fact Sheet for the

#### American College of Prosthodontists

1. The American College of Prosthodontists has grown to be a large, active and mature specialty organization since its founding in 1970. It has 1,846 members who have completed an American Dental Association accredited formal prosthodontic training program, or who are currently enrolled in such a program. Over 85% of the Board Certified Prosthodontists are members of the College. Members reside in forty-eight of the fifty states, Washington, D.C. and Puerto Rico. Forty-three of the Associate Members reside in twenty-three foreign countries. The ACP is like the other specialty organizations who sponsor specialty boards.
2. The ACP meets all the requirements of a sponsoring organization and made a major contribution to the information included in the recent defense of the specialty.
3. The ACP has 17 state sections who are active in continuing education and in interspecialty/intraprofessional affairs. Several sections have a larger membership than a number of the member organizations of the Federation of Prosthodontic Organizations.
4. The ACP has nineteen standing committees and thirteen ad hoc committees with 221 members. The committees represent the energy and vitality of the College and are responsible for its many accomplishments.
5. The ACP is very active in encouraging its members to become Diplomates. The College:
  - a. publishes and updates a study guide for board certification;
  - b. publishes and updates an Index for the Journal of Prosthetic Dentistry;
  - c. publishes three volumes of Classic Prosthodontic Articles;
  - d. sponsors an annual Affiliate/Associate Seminar to encourage and aid in preparation for challenging the examination of the American Board of Prosthodontics;
  - e. will sponsor its first full-day course dedicated to preparation for the Board; the Course will be given in October at no cost to participants;
  - f. has a special category of membership

for Diplomates-Fellow;

- g. recognizes new Diplomates at the annual meeting;
  - h. conducted surveys to determine cost of certification and reasons why some have not attempted to become Diplomates.
6. The ACP has made major contributions in Peer Review. The College:
    - a. publishes a Peer Review Manual for prosthodontic procedures;
    - b. sponsors an annual Peer Review Seminar for learning procedures in peer review and the use of the manual;
    - c. has had ACP peer review accepted by several states;
    - d. encourages peer review of specialists by specialists.
  7. The ACP has developed and adopted a Code of Ethics. This code has been accepted by the FPO.
  8. The ACP sponsors an annual Mentor's Seminar for directors of prosthodontic postdoctoral programs.
  9. The ACP sponsors an annual Private Practice Seminar for members in private practice.
  10. The ACP sponsors an annual research competition and an annual essay competition, as well as table clinics and projected clinics, to encourage young prosthodontists and those enrolled in postdoctoral programs to share knowledge and information with their colleagues.
  11. The ACP encourages individuals in postdoctoral training to become involved in organized dentistry by subsidizing services provided to them. Affiliate members pay dues of \$25 per year and receive a subscription to the Journal of Prosthetic Dentistry, three issues of the Newsletter, free admittance to the annual meeting, free admission to the Affiliate/Associate Luncheon and Seminar, and may purchase several publications at production cost.
  12. The ACP has a growing public education program. It has recently completed a \$90,000 modular educational brochure project for educating the public about the types of prosthodontic services available.
  13. The ACP conducts a goals and objectives meeting every five years. Participation and input are derived from all levels of the membership. The next workshop is scheduled for June, 1988.
  14. The ACP sponsors an Annual Scientific Session at which the latest advances in prosthodontics are presented to the membership.
  15. The ACP is a growing organization. Membership for the past ten years indicates this growth as the College has more than doubled in size.
    - 1978 - 860 members
    - 1979 - 965 members
    - 1980 - 1,017 members

1981 - 1,103 members  
 1982 - 1,220 members  
 1983 - 1,322 members  
 1984 - 1,436 members  
 1985 - 1,593 members  
 1986 - 1,677 members  
 1987 - 1,747 members  
 1988 - 1,846 members

Currently there are 102 Life Fellows (Diplomates), 5 Life Associates, 544 Fellows (Diplomates), 986 Associates (Educationally qualified), and 209 Affiliates (Postdoctoral Prosthodontic students).

Fellows and Associates have voting rights. Only Fellows may hold office but a Constitution change approved by the Executive Council, which will be voted upon by the membership this year, will give Associates the right to hold office.

## GOALS AND OBJECTIVES

The College faces many short and long term challenges so it is appropriate that we have a Goals and Objectives meeting this June. Those invited to participate in the meeting will be the Executive Council, all the chairpersons of standing and ad hoc committees and a representative from each of the sections. All the members of the College have the opportunity and the responsibility to provide input for this meeting. The names of the officers, councilors and chairpersons are published elsewhere in this Newsletter. Provide these people with your thoughts and ideas.

The newly developed and revised goals and objectives will be published in the Newsletter prior to the October meeting so you will have an opportunity to evaluate them before we discuss and vote on the issues at the Annual Business Meeting.

### NEWSLETTER

#### The American College of Prosthodontists

#### Editor

Kenneth L. Stewart, D.D.S.

#### Publications Manager

Linda Wallenborn



#### MEMBER PUBLICATION

AMERICAN ASSOCIATION OF DENTAL EDITORS

ISSN 0736 - 346X

The **Newsletter** is the Official  
Publication of  
The American College  
of Prosthodontists

Please direct all correspondence to:

The Editor  
2907 Deer Ledge  
San Antonio, Texas 78230



## IMPORTANT MEMBERSHIP VOTE

We, as a College, are facing a major decision before June. We will vote on the South Carolina resolution which states: "That the eligible voting members of the American College of Prosthodontists shall be polled by mail in a manner which reflects time being of the essence and which assures the confidentiality of the ballots on the question: 'The American College of Prosthodontists shall withdraw from the Federation of Prosthodontic Organizations'."

The sequence of events leading to the balloting will include the ACP/FPO meeting with Dr. Santangelo on January 4th, continued negotiation with the FPO, the February FPO Executive Committee meeting and the February ACP Executive Council meeting. Our Executive Council will review the situation at the February meeting and will make its recommendation relative to the vote. Current planning calls for a special edition of the Newsletter containing pros and cons relative to the vote to withdraw. It will be published as early as possible in the March/April time frame, and will include a ballot for voting members. If you have an opinion on this motion and you would like to share it with your colleagues, send the information to our Newsletter Editor, Dr. Ken Stewart, by March 1, 1988. He will publish as many position statements as possible.

I believe it is the goal of most, if not all, of our membership, that the ACP be the organization representing the specialty of prosthodontics. Where some of us may differ is how to reach that goal. My personal opinion is that we should explore all alternatives to withdrawing from the FPO before we vote on this critical issue. ACP/FPO co-sponsorship was one of the alternatives. This was the reason for the meeting with Dr. Santangelo.

### January 4th Meeting Results

The ACP and FPO representatives met with Dr. Mario Santangelo, Secretary of the ADA Council on Dental Education. Mr. Peter Goulding, Executive Director of the FPO was also present.

Early in the meeting we had the opportunity to review the "Fact Sheet" prepared for the meeting and to present our reasons for requesting co-sponsorship of the Board. We also presented reasons often expressed by those of our members who feel the College should be the "sole" sponsor of the Board. During an open and frank one-hour discussion, Dr. Santangelo expressed his opinions relative to our

presentation and our questions. The following is my interpretation of what he said. He expressed the opinion that:

1. based on his communication with ADA legal staff, the "Requirements for Recognition of Dental Specialties and National Certifying Boards for Dental Specialists" do not allow co-sponsorship of a specialty board;
2. seeking approval of co-sponsorship would be ill-advised because of its effect on other specialties with similar problems;
3. co-sponsorship would be possible only if the "Requirements" for all specialties were changed by the ADA Council on Dental Education and the ADA House of Delegates; or, by convincing both groups they had made an error, either in their interpretation of the "Requirements" or, in their October, 1987, reapproval of prosthodontics as a specialty and the FPO as the sponsoring organization.
4. timing of our request was difficult to understand because objections were not raised relative to FPO sponsorship at the recent defense of the specialty;
5. the "Council" and the "House of Delegates" would likely be unreceptive to a request for changing the "Requirements" because of more pressing issues such as those relating to the Federal Trade Commission and its increasing "interest" in the dental specialties in the area of restraint of trade;
6. turmoil within the specialties should be avoided at a time when the ADA is working to protect the specialties from external pressures;
7. our best approach would be to settle the issue of sponsorship of the Board within the structure of the FPO;
8. and, in his response to our question concerning the position of the ADA if the FPO were to designate the ACP as the sponsor of the Board within the structure of the FPO, Dr. Santangelo indicated it would be an internal decision of the FPO and not of concern to the ADA.

I left the meeting feeling that it would be difficult, if not virtually impossible, to obtain ADA recognition of ACP/FPO co-sponsorship, or sole ACP sponsorship, of the Board without a protracted and bitter period of conflict during which prosthodontics would suffer. Considering the threats to our specialty from within and outside dentistry, I believe it is imperative that the College, the FPO leadership and the other member organizations of the FPO reach an agreement in which ACP sponsorship within the structure of the FPO can become a reality.

This issue of withdrawing from the FPO overshadows all other issues so it is appropriate we dispense with it as soon as possible. I pledge to you that I

will explore as many alternatives to withdrawing as I can before the vote. It will then be the responsibility of you, the membership, to carefully consider **all** the available information and to make **your** decision. This is "Collegiality" — in its purest form.

As you will read elsewhere in the Newsletter, the FPO House of Delegates, at its September meeting, approved an ACP proposal for changing the way delegates are allocated to member organizations. Even if the membership votes to withdraw, we will be a member of the FPO until the end of 1988. Therefore, **I urge you all to pay your FPO dues this year.** We have the possibility of having fifteen delegates instead of three as in the past.

And, finally, on a less serious note, the ACP will sponsor a "Cocktail Party" in Chicago at the Hyatt Regency Hotel on Saturday, February 20th at 6:30 p.m., in the "Captain's Walk." There will be a "cash" bar. This will give us a chance to greet old friends, meet new ones and discuss some of the issues we face together. Happy New Year!

## SPECIAL NOTICE

An extra edition of the Newsletter will be published in March prior to the membership vote on the motion by the South Carolina Section. As Editor I would like to have your opinion on whether the College should vote for withdrawal from the F.P.O. or should remain an active member.

The vote will definitely influence the future of the College so please share your thoughts with your colleagues. I will publish as many, pro and con, as space permits.

Your Editor

## No-Host Cocktail Party

In Hyatt Regency Hotel  
Chicago

Saturday, Feb. 20th, 6:30 P.M.

*Come and join friends  
and colleagues*

## FPO RESOLUTIONS IMPROVE COLLEGE REPRESENTATION


Two resolutions of critical importance to the College were passed by the 1987 FPO House of Delegates. An area of contention for many years has been the allocation of delegates. In 1987 820 ACP members paid dues accounting



for 31.3% of FPO revenue while receiving only 12.0% of the vote. The difference in cost per vote was unacceptable. The FPO Officers Committee proposed a new formula for allocating delegates which would have improved the situation. In the Proposed FPO House of Delegates, the ACP would have received about 18% of the vote for its 31.3% of the revenue, improving the cost per vote. The House of Delegates approved an ACP amendment allowing one delegate for each organization, a second delegate for 100-199 paid members and an additional delegate for each additional 100 paid members. This resolution brings our cost per vote in line with the other organizations and provides the opportunity to significantly increase the ACP's percentage of the vote in the House of Delegates. If all fellows and associates pay FPO dues this year, the ACP will have 15 delegates to the 1988 FPO House of Delegates Meeting.

The other issue of importance to the College was the approval of a resolution directing the FPO Central Office to refer all issues concerning the specialty of prosthodontics to the ACP as well as to sub-specialty organizations.

## FROM THE SECRETARY



As we look to the initiation of 1988 with great anticipation, perhaps we should also reflect on some of the significant College events and activities that occurred in 1987.

A. Our meeting in San Diego was a tremendous success owing to the effort expended by the Annual Session Committee chaired by Joel Martin and the local arrangements contingent led by Bob Hinman. As a past Annual Session Chairman, I can assure you that a multitude of kudos are in order for their diligence in providing us with a meeting that can only be described as an unqualified success. San Diego, the city that makes you "feel good all over" certainly did that and more. The comfor-

table accommodations offered a panoramic view of Mission Bay and the Pacific Ocean that was appreciated at all times but especially at sundown. The setting was captivating, the food was delectable, the planned activities were interesting, the scientific program stimulating, and the overall session was well orchestrated. Thank you, Joel & Bob!

- B. The College nominee for Board Examiner, Dr. Ronald A. Woody was elected by the Diplomates to replace Dr. William Pruden (deceased).
- C. Through the joint efforts of the Public and Professional Relations Committee and Lanmark, Inc., the new College logo has been developed specifically for the College and member identification. Although it has been formally adopted by the College, guidelines for its use are being developed. It can be used on professional stationery, business cards, information brochures, promotional materials and other personal media advertising that conforms to ACP, ADA, state and local society ethical guidelines.
- D. At the San Diego meeting the new ACP patient brochure marketing package, "Creating Smiles for Living" was introduced. This long awaited replacement brochure for the Pennsylvania public relations brochure is extremely well done and the package can be customized to reflect the scope of professional services offered. A mailing from the Central Office with samples of the brochure and an order form will be sent to every College member.
- E. The ACP Peer Review Committee has been actively promoting a motion to the ADA that would implement the concept that dental specialists should be peer reviewed by the appropriate specialty organization under the supervision and authority of the state dental associations and component dental societies. Action has been taken to expand the present ACP Peer Review Manual to include extra-oral and intra-oral maxillofacial prosthetics and implant prosthetics.
- F. A formal Code of Ethics and Guidelines for the use of FACP have been approved by the membership. At the 1987 FPO House of Delegates meeting, the FPO voted to accept the ACP Code of Ethics for their member organizations.

This column could not be considered complete without putting in a plug for our next Annual Session. It will be held

at the new Stouffer Hotel located in the recently developed inner harbor of Baltimore from October 4-7, 1988. Please mark the date on your calendar!

James A. Fowler, Jr., D.D.S., M.S.  
Secretary

## SPECIAL COMMITTEE REPORTS ON FUTURE ROLE OF THE COLLEGE

During his term of office Immediate Past President Dr. Cosmo DeSteno appointed a blue-ribbon committee to study the future role of the American College of Prosthodontists and to provide recommendations for possible routes to follow in developing to the fullest the role of the College in the future of the specialty.

The ad hoc committee was composed of five past presidents, Drs. Louis Boucher, Girard Dipietro, Dean Johnson, Keith Marcroft and Kenneth Rudd. To this distinguished group was added Dr. Leonard Moore for his expertise in specialty matters and Dr. James Fowler, current Secretary of the College, to provide resource support for the committee.

The committee members each received a copy of Dr. DeSteno's charge and a list of considerations to be used as a beginning platform. Each committee member was asked to independently submit a written report relating their opinions and the reasons for the opinions. These reports were then circulated to all committee members prior to the San Antonio meetings. It is interesting to note that on most basic issues, the committee's opinions were in agreement.

This report will be in the format of identifying the specific areas that were discussed and then will address the areas individually.

The committee met in San Antonio and submitted its report on September 15, 1987.

For purposes of discussion the following questions or propositions were considered.

1. If the ACP resigns from the FPO, what will be the effect?
2. If the FPO changes its position with reference to the ACP's role as the representative of the specialty within the FPO, do you think this change of posture would be beneficial?
3. If the ACP assumes the responsibilities of the FPO should the Federation cease to exist?



4. Do you think dissatisfaction with the FPO is based on a) performance or b) economics, or both?

A consensus of the committee's answers to these questions follows. The opinions expressed by the committee members is in no way binding on the College but will be considered along with many other factors in determining the future role of the College.

#### **IF THE ACP RESIGNS FROM THE FPO, WHAT WILL BE THE EFFECT?**

The College would immediately lose its direct influence for input to the Federation since it would no longer have representation to the House of Delegates and the Executive Committee. It would be unable to exert its influence on matters of policy making and decisions, it would lose the opportunity to submit nominations for the American Board of Prosthodontics and it would be unable to submit names of candidates to fill vacancies in the elective offices of the FPO. The ACP would lose its connection with the ADA and thus become disassociated with the mainstream of organized prosthodontics leaving a void that other groups would attempt to fill.

It is presumed that the College will continue to seek direct sponsorship of the American Board of Prosthodontics. It may not accomplish this project without the cooperation of the FPO.

The College would be forced to duplicate and pay for all the services which presently are performed by the FPO.

When the ADA requires the specialty of prosthodontics to justify its existence again in nine years, the FPO again may be the organization to defend the specialty. The College would not have direct input on the matter and would be represented by an organization in which it did not hold membership.

The Committee felt that there was much more to lose than to gain by resigning. It advises strongly against this action.

Historically, the FPO was chartered and functioned some 5 years before the inception of the College in 1970. In all probability it would continue to exist without the College's participation because of recently improved and dedicated leadership. There would be no reason for it to cease to exist.

#### **IF THE FPO CHANGES ITS POSITION WITH REFERENCE TO THE ACP'S ROLE AS THE REPRESENTATIVE OF THE SPECIALTY WITHIN THE FPO, DO YOU THINK THIS CHANGE OF POSTURE WOULD BE BENEFICIAL?**

At the present, the FPO does consult with the College on matters relating to the American Board of Prosthodontics and thus to the specialty as well. Although it is not mandatory for Board examiner selectees to come from the College, historically the Board selections have come from College membership. Logically, the ACP should administer the Board affairs because it represents the specialty which goes hand in hand with certification. Before the College further considers total sponsorship of the American Board of Prosthodontics, a determination of the ADA's guidelines must be clarified. The ADA requirements specify: "In the order for an area to be recognized as a specialty, it must be represented by a sponsoring organization whose membership is **reflective** of the special area of dental practice and is recognized by the profession at large for its contribution to the art and science of the **discipline.**" Because the words discipline and reflective are included in the guidelines, it would seem to imply a non-specialist category of membership.

The ad hoc Committee next addressed the issue of another level of membership to accommodate the non-specialist with a special interest in prosthodontics. If a third level of membership were to be established, the College would immediately lose its identity as the sole representative of the specialty; our entire rationale for requesting sponsorship of the Board would be meaningless. It also would require some rethinking concerning listing members under the heading of Prosthodontists in the classified section of the telephone directory. It would be awkward to accept dues from non-specialist members and then deny them the ability to advertise under the heading and logo of the American College of Prosthodontists. There could be legal implications in such a denial.

The Federation refers peer review matters to the College when it concerns prosthodontic disagreements.

The Committee is opposed to establishing a third level membership.

#### **IF THE ACP ASSUMES THE RESPONSIBILITIES OF THE FPO SHOULD THE FEDERATION CEASE TO EXIST?**

To provide operational funds, there would be an immediate need to generate more income which would require a dues increase or a third level membership. In the case of the latter, the College would then become another specialist - non specialist organization. Once established and if unsuccessful, it would be very difficult if not impossible to revert to

the College's original membership composition.

The College would have to assume the responsibility of bringing back to membership the four non-specialist groups that resigned.

If the College could financially assume the duties of the Federation without altering membership levels, then the College would have to deal with the ADA's Council on Dental Education as a specialty oriented organization which does not represent the discipline as well. At present the FPO represents both the specialty and the discipline.

The Committee is strongly opposed to the ACP assuming the responsibilities of the FPO.

#### **DO YOU THINK APPARENT DISSATISFACTION WITH THE FPO IS BASED ON A) PERFORMANCE OR B) ECONOMICS; OR BOTH?**

##### **A) Performance**

Communication between the College in particular and other member organizations in general has been minimal. The newsletter issues should be increased and include detailed reports by all the officers and standing committees. It should contain information on legislative affairs such as denturism activities, dental care matters, including insurance and peer review decisions throughout the country. The FPO should adhere more closely to its original charge of communication among member organizations and less to formulation of policy. The Colleges' membership level should entitle it to increased appointments on Standing Committees in the Federation and to an increase in the number of Delegates in the House.

##### **B) Economics**

The Committee recommends that the FPO change the Bylaws which mandates an assessment to increase dues payable by member organizations. It should seek other ways to increase income or re-evaluate its activities especially the more costly undertakings in an effort to implement budget reductions.

It behooves the Federation to initiate a positive movement toward addressing these considerations with all member organizations as soon as possible and explore those areas which would enhance improved relations and cooperation.

The Committee does not want to create the impression that the FPO has been fiscally irresponsible. In one in-



stance the Federation was compelled to spend \$42,000.00 because the House of Delegates, by a small majority, voted for a Public Affairs Program even though the Officers Committee unanimously voted against it as did the House Reference Committee. A Public Relations firm was hired to provide feature stories in magazines and newspapers. This program was halted after one year.

Another large expenditure was incurred last year because the ADA required justification for the specialty of prosthodontics. The cost was \$32,000.00 with some help from member organizations. The FPO was saddled with responsibilities for which it was never structured to perform.

These unusual expenses coupled with only 2/3 of the eligible members paying their dues severely compromised the normal activities of the Federation and made it necessary to increase the income.

The Committee composition is most unique. It consists of two charter members of the Federation both of whom served as its President and three Past Presidents of the American College of Prosthodontists. The deliberations of this Committee, drawing from their special experience, quickly extended beyond the original charge as each area was discussed in depth and in width. Aware of the importance of this report, every effort was made to evaluate the problems thoroughly and to suggest measures for the Executive Council's consideration. Special interests were set aside. Although the College was established to promulgate the tenets of the specialty of prosthodontics, the ultimate purpose of any health organization is to advance the best level of care to the public. Respectfully submitted for the Committee.

Dr. Louis J. Boucher  
Dr. Girard Dipietro  
Dr. Dean Johnson  
Dr. Keith Marcroft  
Dr. Kenneth Rudd  
Dr. Leonard R. Moore

## IN MEMORIAM


### ALLEN A. BREWER 1911 - 1987

Dr. Allen A. Brewer, a renowned researcher and teacher of prosthodontics, died suddenly Tuesday, October 27, 1987, at his home in Rochester, New York. He was 76 years old.

At the time of his death, Dr. Brewer was emeritus professor of clinical dentistry at the University of Rochester

School of Medicine and Dentistry.

A native of Chicago, Dr. Brewer graduated in 1934 from Loyola University College of Dental Surgery. He left private practice to serve in the U.S. Army during World War II and in 1949 he entered the U.S. Air Force and attained the rank of Colonel before his retirement in 1966.



In 1967 Dr. Brewer became the first chairman of the newly established department of prosthodontics at the Eastman Dental Center and remained in this position until his retirement in 1977.

Dr. Brewer's landmark contribution to prosthodontic research was his use of radio transmitters to study the contact of teeth during jaw function. In 1968 he received the Schweitzer Award for research and in 1977 he was the recipient of the Award for Research in Prosthodontics by the International Association for Dental Research.

Dr. Brewer is survived by his wife of 42 years, Brownie; five daughters, one of whom is a prosthodontist, Dr. Jane Brewer; Peggy Ann Henley and Margaret, Elizabeth and Mary Brewer; a son, Lt. Colonel Slade Brewer, and eleven grandchildren.

Dr. Brewer was a member of many professional organizations including the American College of Prosthodontists. He was co-author, with Dr. Robert Morrow, of the widely used textbook, *Overdentures*.

Dr. Brewer truly occupied a prominent place in the field of prosthodontics. He had an inquisitive and demanding mind and asked everyone to strive as intensely as he did for excellence.

He will be missed by his peers, students and friends.

## LOUIS S. BLOCK

**Louis S. Block** This is part of the eulogy by Dr. I. Kenneth Adisman, Chairman, Editorial Council of the Journal of Prosthetic Dentistry that appeared in that journal. Dr. Louis S. Block died peacefully in his sleep July 2, 1987, in his Louisville, Kentucky home. Scarcely weeks before, at the annual meeting of the Editorial Council of The Journal of Prosthetic Dentistry in Monterey, California, Louis Block retired after serving 37 consecutive years as Chairman. He was honored by the unanimous vote of the Editorial Council to the newly created position as Chairman Emeritus.

Dr. Block was a graduate of the University of Louisville, School of Dentistry. He completed his postgraduate education at New York University, College of Dentistry, and served on the faculty of the Department of Denture Prosthetics before returning to Louisville to resume his private practice.

Dr. Block had an illustrious professional career. He served as President of the American Denture Society (The American Prosthodontic Society), President of the Federation of Prosthodontic Organizations, was a Life Diplomate of the American Board of Prosthodontics, an Honorary Member of the American Academy of Craniomandibular Orthopedics, a Life Fellow of the Academy of Denture Prosthetics, and a Charter Fellow of the American College of Prosthodontists.

To his many personal friends and colleagues, Louis Block was known as "the great arranger". His entire life was devoted to satisfying the needs of others. He gave and received love, loyalty, respect, and understanding to his family, friends, neighbors, patients, professional colleagues, and the many individuals who benefited from his involvement with his community social work. Dr. Block is survived by three sons and wife Betty who also served as secretary and bookkeeper for the Editorial Council. As Dr. Adisman stated, Louis Block, rest in peace. Your work is done. So long as we shall live, so will Louis Block.

### BERNARD JANKELSON, D.M.D. 1902 - 1987

Dr. Bernard Jankelson, an internationally known and honored researcher, clinician and educator, died April 13 in Seattle, Washington.

"Dr. J", as he was affectionately known to his many friends and associates, was born September 8, 1902 in Bloemfontien, South Africa in the



Orange Free State. With his family he moved to Saskatchewan where he received his early education. He received his dental degree at North Pacific College (University of Oregon) in 1924.

At the time of his death, he was Chairman of the Board and Director of Research for Myotronics, Inc., of Seattle, and was International President and Chancellor of the International College of Cranio-Mandibular Orthopedics.

Throughout his career, he was devoted to the alleviation of pain and human suffering. At age 67, after 45 years of successful practice in prosthodontics, Dr. Jankelson applied his pioneering research of the head and neck to the development of electronic devices which relax muscle tension and instrumentation which measure muscle status and occlusal malrelationships. These instruments introduced, for the first time, modern electronic modalities into the clinical diagnosis and treatment of occlusal dysfunction and head and neck pain. He had traveled throughout the world lecturing on these techniques at dental societies and major universities.

Dr. Jankelson was a Diplomate of the American Board of Prosthodontics, and was a Fellow of the International College of Dentists, American College of Prosthodontists, and the Academy of General Dentistry (Honorary) as well as many international associations. He was listed in Marquis "Who's Who in Frontier of Science and Technology," and "Who's Who in the World."

Dr. Jankelson is survived by his wife Agnes (Cherub), sons Dr. Robert Jankelson of Seattle and Roland Jankelson of Tacoma, sister Cecilia Magnuson of Seattle, and four grandchildren.

A Memorial Fund has been established in his honor at his alma mater, the University of Oregon School of Dentistry.

#### JOHN A. OSTER

**Dr. John A. Oster** was born September 18, 1925. He died May 8, 1986. Dr. Oster graduated from Aquinas Institute, in Rochester, N.Y. in 1943. He served in the Pacific theatre with the U.S. Navy from 1944-1947. He received his D.D.S. from the University of Michigan in 1952 followed by private practice in General Dentistry from 1952-1968. In 1970 he received his certificate in Prosthodontics at the Eastman Dental Center and in 1971 completed his M.S. degree at the University of Rochester.

In addition to his private practice limited to Prosthodontics from 1970 to 1986 Dr. Oster taught part time and was very active in organized dentistry. Besides belonging to several dental organizations Dr. Oster served as President of the Seventh District Dental Society, former President of the Monroe County Dental Society, and former Chairman of the Council on Dental Trade and Lab Relations for the New York State Dental Society.



Dr. Oster published numerous papers on prosthodontics, gerodontology and dental-laboratory relations. He participated in and helped organize many continuing education programs, as well as serving as editor of "The Articulator" newsletter for the 7th District Dental Society of New York for 13 years.

An accomplished jazz musician, primarily on the tenor saxophone, he sailed his 30-foot cat rigged "Ost Boat" around the Great Lakes. He loved sporty cars, scuba diving and golf. He was also very active in and dedicated to his church. Dr. Oster is survived by his wife Patricia and children John, Charles, Lisa, Robert, Joseph and Matthew. We will miss his dedication, enthusiasm and his friendship.

#### ROBERT LLOYD PEARCE

**Dr. Robert Lloyd Pearce** was born December 15, 1908. He died February 25, 1986 in New Port Richey, Florida. Dr. Pearce grew up in Altoona, Pennsylvania and received his D.D.S. from the University of Pittsburgh in 1930. Following dental school he went into private practice in General Dentistry in Altoona. His military service was from 1942-1946 in the United States Army where he received the following awards: the Bronze Star, the Purple

Heart, three Battle Stars, the Meritorious Service Wreath and the Victory Medal. His postdoctoral education was at Tufts College, School of Dental Medicine from 1952-1953, and he became a Diplomate of the American Board of Prosthodontics in 1955.

Dr. Pearce had a distinguished career with the Veterans Administration starting in the VA Regional Office in Pittsburgh.

In addition to giving numerous papers and clinics before national and international meetings, Dr. Pearce held membership in several dental societies. These included being a Charter Member of the O.R. Hardy Prosthetic Conference, a Charter member of the Carl O. Boucher Prosthodontic Society, Fellow-International College of Dentists, Fellow-American College of Dentists, and a Life Fellow in the American College of Prosthodontists.

Dr. Pearce was active in both his church and community serving as Charter Director of his Condominium Association and Chairman of several committees in the Community United Methodist Church where he was a member.

He is survived by the former Helen Edgecombe, and was a beloved and respected member of the College who will be missed.

## GUEST EDITORIAL "Yes, I Have Paid My FPO Dues!"

### Immediate Past President Cosmo V. De Steno, D.M.D., Ph.D.

The most asked question of me in the past few months has been, "Did you pay your FPO dues?" The answer is **yes** much to everyone's surprise. The next question is, "Why?" The answer to that question, however, is more complex and does require an explanation.

Since my President's Message in the Fall Newsletter, significant advances have been made in FPO-ACP relations. The FPO House of Delegates meeting this past September was very productive and the major reason for improved relations. A major accomplishment of the College during that meeting was the adoption of a resolution which significantly changes the number of delegates the College can send to the FPO House of Delegates. In previous years we were allowed only three delegates based on a very inequitable formula. The new resolution allows one delegate per member organization and one additional delegate for each one-hund-



red members who have paid FPO dues.

Last year 820 College members paid their FPO dues. Under the new resolution, this will give the College nine delegates to the FPO. However, if all our Associates and Fellows pay their FPO dues, we will have 16 delegates (based on current Fellows, 544 and Associates, 986). With 16 ACP delegates and delegates from other member organizations who are in agreement with the views of the ACP, we will have the ability to influence the voting in a positive way.

The potential to significantly increase the number of delegates is critical to achieving our goals. Our ultimate objective is not the demise of the FPO, but becoming the sponsor of the American Board of Prosthodontics. Although some of the past and present officers of the FPO would like everyone to believe the College expends all its energies and resources these days undermining the FPO, this cannot be further from the truth. We feel the FPO serves a definite purpose. However, this purpose can be more efficiently served with a restructured FPO. We have been working diligently during the past few months to help the FPO with this restructuring.

If negotiations between the ACP and the FPO are not productive and the ACP membership votes to withdraw from the FPO (the vote to be taken sometime in March or April) the College's membership in the FPO will not be affected until 1989. The College will still participate in the FPO House of Delegates Meeting in September of 1988. With our 16 delegates and support from other delegates, we will have one last opportunity to pass a resolution that will allow the College to assume sponsorship of the American Board of Prosthodontics. If this attempt fails, we will have exhausted all avenues to achieve sponsorship of the Board from within the FPO structure. We will be forced to pursue sponsorship as an independent specialty organization representing Prosthodontics but not affiliated with the FPO.

If you have not yet paid your FPO dues, please do so as soon as possible. We need your support during this next year. If the College rallies around this all-important cause, we are sure to emerge the winners.

Send your check today to: (Be sure to note you are a member of the ACP)  
Federation of Prosthodontic  
Organizations  
211 East Chicago Avenue  
Suite 948

Chicago, IL 60611  
ATTN: Mr. Peter C. Goulding  
See you in Chicago!

## LETTER TO THE EDITOR

### How the FPO Works

This past September the Federation of Prosthodontic Organizations distributed the 1987 President's Report to all Individual Members of Member Organizations. In his report President Rudd was critical of the American College of Prosthodontists for inaction when no criticism was due. His memory was too short and his remarks were self-serving.

In this report President Ken Rudd cited the FPO's action concerning two resolutions presented in 1986 to the American Dental Association's Trustees and House of Delegates. To review, one resolution (60-1985) called for the ADA to establish a policy of equal pay (to the specialist and to the general practitioner) for the same service; and the other resolution (22-1986) wanted the ADA to oppose any type of separate fee schedule for reimbursement of general practitioners and specialists for the same or similar services.

The American College of Prosthodontists recognized that these resolutions, if passed, would affect the specialist adversely. The College wrote the American Dental Association's President, the President Elect, the Executive Director, each Trustee, and each Delegate stating our position and our opposition to the resolutions. Further, we were in direct contact with the FPO Central Office in order to gain their insight, to offer our assistance to them, and to keep them fully informed of the College's actions. As your President, I personally lobbied the Executive Director of the ADA, Tom Ginley; the President-Elect, Joe Devine; and many Delegates. These same gentlemen along with the President of the ADA were again lobbied in the meeting of the Dental Specialties Group which I attended and which met before the Reference Committee. Lastly, Larry Churgin, an ADA Delegate and an active participant in College business, was tasked to be the College's "internal" lobbyist, carrying our position to all Delegates on the floor as the House of Delegates met.

The College's position was well known and well publicized. The College did its homework, notified responsible parties in the ADA of our position in writing, went to Miami Beach and personally lobbied, and kept the FPO continuously informed of our actions. Each Delegate had the College's position before them in writing as they went to vote in Miami

Beach.

No President Rudd, the problem isn't that we, the College, act as you say like "spoiled children." The problem is that the FPO still treats us like children — it has failed to recognize that we are a mature organization acting in a mature manner.

President Rudd has served up a beautiful example of how one specialty issue was handled by the "good old boys". I'll guarantee that it wasn't one man's appearance before a reference committee making a short oral statement from "prosthodontics" that made any difference. The issues are **NOT** as President Rudd would have them — differences, jealousies, territorial rights, worries about who gets credit. The issue is that the spokesman for the specialty of Prosthodontics must be the organization which knows the issues best, which has the resources to conduct business in a businesslike manner, which has outstanding individuals operating in the private sector of the specialty — "the real world", and which looks to the future for opportunity to advance the **specialty** — rather than "to compromise and work out solutions to differences" of the past.

We see once again that the organization which must represent the **specialty** of prosthodontics is the American College of Prosthodontists.

Noel D. Wilkie, D.D.S.

## LETTER TO THE EDITOR

Dear College Members:

We had very successful commercial exhibits in San Diego. I have heard some good comments.

Our exhibit space in Baltimore is adjacent to the room to be used for the scientific presentations and we have space for 30 exhibitors. We would appreciate if each of you keep Baltimore in mind and talk to as many exhibitors as possible when you go to various meetings. If you find any potential exhibitors and need any information, please have them contact me.

Thank you.

Sincerely,

M. Mazaheri, D.D.S., M.Sc.  
Chairman, Exhibit Committee

Please **Remember** that the Central Office moved. The new address is:

**1777 N.E. Loop 410  
Suite 904  
San Antonio, Texas 78217**

Please use **ONLY** the above address for mailings to the College.




## ADDITIONAL NEW DIPLOMATES

In the September issue of the Newsletter names of three new diplomates were inadvertently omitted from the list that was published. The error is regretted and heartiest congratulations from the College is extended to these successful candidates of the American Board of Prosthodontics.


Dr. L. Robbin Henderson  
Dr. William A. Krantz  
Dr. Darrel L. Mooney

## NEW DIPLOMATES WELCOMED INTO COLLEGE



The newly recognized diplomates gathered in San Diego.

At the Business Luncheon during the Annual Session of the College in San Diego the new diplomates of the College (see accompanying photo) were recognized. Each person attending was introduced to the audience and received a suitable certificate acknowledging this important step in their professional career.



HAPPINESS IS - getting the recognition of peers and friends for gaining diplomate status.

**QUESTIONS?  
IDEAS?  
PROBLEMS?  
Call the  
Central Office  
(512) 829-7236**

## WINNERS SELECTED IN THE JOHN J. SHARRY PROSTHODONTIC RESEARCH COMPETITION

Three investigators were honored for outstanding and original research in Prosthodontics at the 18th Annual Official Session of the American College of Prosthodontists on October 8, 1987, in San Diego, California.

Dr. Ronald G. Verrett of the University of Texas, Health Science Center at San Antonio, received the first place award of \$1000. for his paper entitled "The Effect of Sprue Attachment Design on Castability and Porosity". He was sponsored by Dr. E. Steven Duke.

Dr. Ana M. Diaz-Arnold, University of Iowa College of Dentistry, received the second place award of \$500. for her research entitled "Bond Strengths of Intra-Oral Porcelain Repair Systems". She was sponsored by Dr. Robert L. Schneider.



Mrs. Rachel Sharry and Dr. Noel Wilkie congratulate the winner of the John J. Sharry Research Competition, Dr. Ronald Verrett.

Dr. Hussein E. Charkawi, University of Minnesota School of Dentistry, won the third place award of \$250. for his investigation of "The Effect of Resilient Layer Distal Extension Partial Denture on Movement of Abutment Teeth". He was sponsored by Dr. Richard J. Goodkind.

The three winners were selected as finalists in the John J. Sharry Research Competition and presented their findings to over 500 prosthodontists who attended the Annual Official Session. All three received a recognition plaque, a pocket patch and study guide for certification, and all volumes of classic prosthodontic articles.

## TABLE CLINIC COMPETITION FINALISTS

Dr. Michael S. Jacobs won first place for his table clinic entitled: "The Soft Tissue Cast" at the 18th Annual Official Session of the American College of Prosthodontists in San Diego, California. He received a check for \$200., a

wooden plaque, pocket patch, and study guide for certification.

Dr. Nai-Huei Wang placed second in the competition by presenting, "Magnetically Retained Dentures". He won \$100., a wooden plaque, pocket patch, and study guide for certification.

Dr. Michael T. Potter won third place for his table clinic entitled "The Use of Stereo Microscope in Prosthodontics". Dr. Potter won \$50., a wooden plaque, pocket patch, and study guide for certification.

All eleven table clinicians who presented in the competition are to receive a certificate of appreciation by the Annual Sessions Program Committee.



The table clinics, moderated by Dr. Lee Jameson, attracted overflow crowds. Dr. Theresa Seget explains her esthetic alternative.

## ESSAY AWARD WINNER

The winner of the newly-established essay award competition at the 18th Annual Official Session of the American College of Prosthodontists in San Diego, California, was Dr. John E. Zurasky. Dr. Zurasky received a check for \$1,000. and a plaque for his essay entitled "Improved Adhesion of Dental Acrylic Resin to Metal Base Alloys".



The second Presidential Award was presented to Dr. Robert Morrow by President Cosmo DeSteno.

## THE AMERICAN COLLEGE OF PROSTHODONTISTS EDUCATION FOUNDATION

**We need your support!**

The Education Foundation is a non profit corporation organized for the purpose of:

- Educating the general public with regard to prosthodontic care.
- Prevention and correction of prosthodontic problems.
- Improving dental health and prosthodontic care to the general public through dissemination of information and education activities.



The Foundation was granted a provisional tax exempt status as a 501-(c)-(3) corporation. The final and formal approval from IRS should be in our hands any day. Our tax exempt status is based on a number of factors including the Foundation's purpose as stated above. To qualify for tax exempt status, the Foundation must also function as an independent agency with no ties to the American College of Prosthodontists. This independence from the College is the essence of our appeal.

The Foundation cannot utilize the financial resources of the College. We must raise our own money through independent resources. We are in contact with Mr. Malachy M. Glynn of Brakeley, John Price Jones Inc. a major fund raising firm. Mr. Glynn feels the Foundation has the potential to raise millions of dollars from private and corporate resources. A campaign of this

magnitude requires careful planning and direction. A feasibility study is necessary before the Foundation makes a decision to learn how the related professional organizations would view our proposed campaign and its purposes, what could be expected in gifts from the members of the College and what companies and foundations with an interest in dentistry would be disposed to give.

A study conducted by BJPJ to prepare for a possible campaign would cost about \$30,000 plus expenses for travel etc. The study should give us key information about the size, purpose, time period and direction for a campaign.

The Foundation is making an appeal to all College members for contributions. Monies received will be used to support the Foundation's daily activities as well as partially fund the feasibility

study by BJPJ. Contributions of any amount will be welcome. In addition, Tom Balshi has organized a fund raiser which will include the raffling of a 1989 Mercedes Benz. The program developed by Tom should raise at least part of the \$30,000 needed for the BJPJ feasibility study.

You will be receiving details regarding this fund raiser in the mail and in this Newsletter. Please keep an eye open for this information.

For now, all checks for contributions or memorials should be made payable to the American College of Prosthodontists Education Foundation.

Let's make this campaign a success.

Cosmo V. De Steno D.M.D., Ph.D.  
President, Education Foundation

## SERVING YOUR COLLEGE

President William Kuebker recently announced committee appointments for the coming year. College business is accomplished by the work of active committees. The College has always been fortunate to have a vast pool of talented, motivated, informed and dedicated men and women to voluntarily chair and serve on these many committees. There are currently 40 committees with nearly 250 members actively participating.

If you would like to serve on a College committee next year, write to President-Elect Steve Bergen telling him of the capacity in which you would like to participate.

If you have an idea or an opinion you feel should be heard, convey it to a member of the Executive Council or to a committee member listed below. Addresses may be found in the College Roster. Do it now! No thought or opinion, however small, should go unanswered.



Leading the activities of the College for 1988 will be the new slate of officers. From top left, David Eggleston, Executive Councilor; Kenneth Turner, Executive Councilor; Thomas Balshi, Executive Councilor; Ronald Woody, Treasurer; lower left, James Fowler, Secretary; President William Kuebker; Stephen Bergen, President-Elect; John Holmes, Vice-President.



A Mercedes Benz could be in your future. The ACP Education Foundation offers you the chance to ticket your way to happiness.

## ACP EDUCATION FOUNDATION IS HOLDING A FUND RAISER DURING THE ANNUAL SESSION OF THE ACP MEETING IN OCTOBER OF 1989 IN BALTIMORE, MARYLAND

Buy stock in the future of the Specialty of Prosthodontics through a donation and an investment in the American College of Prosthodontists Education Foundation.

Invest \$100 and insure the growth and continued success of the ACP Education Foundation and its public educational programs.

This investment earns you a chance to win a 1989 Mercedes Benz 190 (valued at over \$30,000) or \$20,000 in cash and multiple opportunities for additional prizes. The winning ticket will be drawn at the 19th Session of the American College of Prosthodontists meeting to be held in Baltimore, Maryland, October 4-7, 1988.

All donations are charitable and tax deductible. The fund raising program will be limited to 1250 donations at \$100 per donation. The proceeds benefit the ACP Education Foundation. The winner assumes all responsibility for Federal and State taxes. The drawing will be cancelled and all donations returned if 350 shares have not been sold by October 4, 1988. The winner need not be present at the drawing.

For more shares, or information about this investment in prosthodontics, contact the Fund Raising Committee for the ACP Education Foundation, c/o Dr. Thomas J. Balshi, Prosthodontics Intermedica, 467 Pennsylvania Avenue, Fort Washington, PA 10934, 215-646-6334.



**COMMITTEES FOR 1987-88****Constitution and Bylaws**

Dr. Richard R. Seals, Chr.	3 years
Dr. James R. Holtan	1 year
Dr. Gordon E. King	1 year
Dr. Barry D. McKnight	2 years
Dr. James L. Lord	2 years
Dr. Michael J. McGowan	3 years

**Education and Advancement**

Dr. Peter F. Johnson, Chr.	2 years
Dr. Kenneth A. Malament	1 year
Dr. Michael G. Wiley	1 year
Dr. Paul Hansen	2 years
Dr. Vartan Ghugasian	2 years
Dr. Stephen M. Schmitt	3 years
Dr. Garrett Hartman	3 years
Dr. Robert L. Schneider	3 years
Dr. Williams E. Smith, Jr.	3 years

**Affiliates/Associates Seminar**

Dr. Dale L. Cipra, Chr.

**Educators/Mentors Seminar**

Dr. Richard J. Grisius, Chr.

**Membership and Credentials**

Dr. Ann Sue von Gonten, Chr.	1 year
Dr. Michael J. Maginnis	1 year
Dr. Robert E. Gillis, Jr.	2 years
Dr. Mickey J. Calverley	2 years
Dr. Altug G. Kazanoglu	2 years
Dr. Bryce C. Dorrough	3 years
Dr. Ivy S. Schwartz	3 years
Dr. Dennis A. Runyan	3 years

**Research**

Dr. Joel O. Martin, Chr.	3 years
Dr. David F. Pascoe	1 year
Dr. Richard A. Hesby	1 year
Dr. James H. Doundoulakis	2 years
Dr. John E. Ward	2 years
Dr. Richard R. Seals	2 years
Dr. Richard Bauman	3 years
Dr. Donald C. Kramer	3 years
Dr. John A. Sobieralski	3 years

**Public and Professional Relations**

Dr. Thomas J. Balshi, Chr.	2 years
Dr. Wayne Simmons	1 year
Dr. Roy T. Yanase	1 year
Dr. Jon M. Finley	2 years
Dr. Keith A. Robinson	2 years
Dr. Kim A. Laurell	2 years
Dr. Noel D. Wilkie	2 years
Dr. Kenneth L. Stewart	3 years
Dr. John F. Burton	3 years
Dr. David J. Crozier	3 years

**Memorial Committee**

Dr. John D. Jones, Chr.	3 years
Dr. John R. Agar	1 year
Dr. Dale Cipra	2 years
Dr. John A. Sobieralski	2 years

**Ceremonies and Awards**

Dr. George E. Monasky, Chr.	1 year
Dr. Arthur Nimmo	1 year
Dr. Asha Samant	2 years
Dr. Richard T. Brown	2 years
Dr. Meade C. van Putten, Jr.	3 years
Dr. David M. Bohnenkamp	3 years
Dr. Robert W. Hinman	3 years

**Color and Color Matching**

Dr. Richard J. Goodkind, Chr.	2 years
Dr. Don R. Morris	1 year
Dr. E. Richard McPhee	1 year
Dr. David A. Felton	2 years
Dr. Bruce G. Valauri	3 years
Dr. William N. Nagy	3 years
Dr. F. Michael Gardner	3 years

**Prosthetic Dental Care Programs**

Dr. Paul P. Binon, Chr.	2 years
Dr. Lee M. Jameson	1 year
Dr. Philip W. Strauss	1 year
Dr. Roger E. Johansen	2 years
Dr. Thomas J. Martin	2 years
Dr. Douglas W. Goff	2 years
Dr. Robert A. Foster	3 years
Dr. Rolando Bernui	3 years
Dr. William G. Kaylakie	3 years

**Nominating Committee**

Dr. Cosmo V. DeSteno, Chr.	
Dr. Stephen F. Bergen	
Dr. Robert M. Morrow	
Dr. Peter F. Johnson	
Dr. Carl W. Schullter	

**Private Practice of****Prosthodontics Committee**

Dr. Francis E. Clark, Chr.	3 years
Dr. Thomas J. Martin	1 year
Dr. Carl W. Schullter	1 year
Dr. George J. Schuetz	2 years
Dr. Thomas J. McGarry	2 years
Dr. Paul P. Binon	3 years
Dr. Gerald M. Barrack	3 years
Dr. Bruno E. Schiffleger	3 years
Dr. Garrett D. Barrett	3 years
Dr. Carolyn K. Parker	3 years

**Site Selection**

Dr. Mohammad Mazaheri, Chr.	3 years
Dr. Gerald W. Eastwood	1 year
Dr. Dorsey J. Moore	1 year
Dr. E. Grant Eshelman	2 years
Dr. S. George Colt	2 years
Dr. Ronald D. Woody	3 years
Dr. John F. Burton	3 years
Dr. William E. LaVelle	3 years

**Budget**

Dr. Stephen F. Bergen, Chr.	
Dr. John B. Holmes	
Dr. Ronald D. Woody	
Linda Wallenborn, Advisor	

**Sections Committee**

Dr. Carl W. Schullter, Chr.	3 years
Dr. Earl E. Feldmann	1 year
Dr. Robert W. Allen	1 year
Dr. Jack D. Gerrow	2 years
Dr. C. Wayne Caswell	2 years
Dr. Steven A. Aquilino	3 years
Dr. George R. Troendle, Jr.	3 years
Dr. William F. Bowles, III	3 years

**Prosthodontic Nomenclature Committee**

Dr. John A. Sobieralski, Chr.	3 years
Dr. Lawrence Gettleman	1 year
Dr. Stephen F. Bergen	1 year
Dr. Aaron H. Fenton	2 years
Dr. Joseph P. Janosek	3 years
Dr. Lily Garcia Bohnenkamp	3 years

**Central Office Advisory Committee**

Dr. Edmund Cavazos, Chr.	3 years
Dr. Conrad E. McFee	1 year
Dr. Richard R. Seals	1 year
Dr. Robert A. Saporito	2 years
Dr. Robert J. Cronin	2 years
Dr. George R. Troendle	3 years
Dr. L. W. Carlyle, III	3 years

**Peer Review Committee**

Dr. David E. Eggleston, Chr.	1 year
Dr. S. George Colt	1 year
Dr. Carl J. Andres	2 years
Dr. Dale E. Wilcox	2 years
Dr. Harold Litvak	3 years
Dr. James L. Lord	3 years

**Ethics Committee**

Dr. Robert Elliott, Jr. Chr.	3 years
Dr. Robert Brady	1 year
Dr. Richard Cunningham	1 year
Dr. Richard J. Grisius	2 years
Dr. Ray A. Walters	2 years
Dr. Harold Crosthwaite	3 years

**Annual Session Committee - 1988****Baltimore, Maryland**

Dr. Kenneth L. Stewart,  
Annual Session Chr.

Dr. James A. Fowler,  
Advisory Co-Chr.

**Essay Program Subcommittee**

Dr. Kenneth L. Stewart, Chr.	
Dr. James A. Fowler, Jr.	
Dr. James L. Lord	
Dr. Richard J. Goodkind	
Dr. S. George Colt	

**Local Arrangements Subcommittee**

Dr. John F. Burton, Jr., Chr.	
Dr. Dale L. Cipra	
Dr. Wendi A. Levine	
Dr. Marvin L. Baer	
Dr. Russell G. Jumbelic, Jr.	

**Exhibits Subcommittee**

Dr. Mohammad Mazaheri, Chr.	
Dr. Joseph J. Berte	
Dr. C. Wayne Caswell	
Dr. Niles F. Guichet	
Dr. Vernon Y. Kwok	

**Table Clinics**

Dr. Carl J. Drago, Moderator

**Projected Clinics**

Dr. Robert F. Baima, Moderator

**Historian**

Dr. Robert J. Sarka	1 year
---------------------	--------

**Associate Editor to the J.P.D.**

Dr. Noel D. Wilkie	2 years
--------------------	---------

**Parliamentarian**

Dr. Richard R. Seals	1 year
----------------------	--------

**AD Hoc Committee on the International College of Prosthodontists**

Dr. Jack D. Preston, Chr.	
Dr. Thomas J. Balshi	
Dr. Nicholas V. J. Barrett	

**Ad Hoc Committee on the Review and Revision of Goals and Objectives**

Dr. John B. Holmes, Chr.	
Dr. Stephen F. Bergen	
Dr. Robert J. Everhart	



Dr. Ivy S. Schwartz  
Dr. Richard R. Seals

**Ad Hoc Committee on Dental Laboratory Service**

Dr. Martin C. Comella, Chr.  
Dr. Edward J. Billy  
Dr. Terry Eggleston  
Dr. Ronald H. Jarvis  
Dr. Frank E. Pulskamp  
Dr. Patrick W. Seely  
Dr. Thomas Striano  
Dr. Thomas D. Taylor

**Ad Hoc Committee on Geriatrics**

Dr. Patrick M. Lloyd, Chr.  
Dr. Stephen J. Ancowitz  
Dr. David S. Clary  
Dr. Stephen R. Gordon  
Dr. Charles F. Hertzog, Jr.  
Dr. Robert E. Ogle

Dr. Joyce F. Palik  
Dr. Warren S. W. Yow

**Ad Hoc Committee on the Care of the Maxillofacial Patient**

Dr. Clifford W. Van Blarcom, Chr.  
Dr. Michael A. Carpenter  
Dr. Verdi F. Carsten  
Dr. James H. Doundoulakis  
Dr. John D. Piro  
Dr. Thomas J. Vergo

**Ad Hoc Committee on Computer Utilization**

Dr. Stephen F. Bergen, Chr.  
Dr. Paul P. Binon  
Dr. Carl V. Mazzocco  
Dr. Ernst Schelb  
Dr. Leonard B. Zaslow

**Ad Hoc Committee on Liaison to the ADA House of Delegates**

Dr. Lawrence S. Churgin, Chr.  
Dr. Bill Lefler

**Ad Hoc Committee for Interspecialty Relations**

Dr. Howard M. Landesman, Chr.  
Dr. Albert J. Gosen  
Dr. Carl A. Hansen  
Dr. Thomas J. McGarry  
Dr. Frank E. Seaman

**Ad Hoc Committee on Implant Prosthetics**

Dr. Charles E. English, Chr.  
Dr. Thomas J. Balshi  
Dr. Robert J. Chapman  
Dr. Carl J. Drago  
Dr. James Doundoulakis  
Dr. Robert J. Flinton  
Dr. Barry M. Goldman  
Dr. Yahia H. Ismail  
Dr. Paul S. Schnitman

Dr. Roy T. Yanase

**Ad Hoc Committee to Select an Editor of the J.A.C.P.**

Dr. Cosmo V. DeSteno, Chr.  
Dr. Noel D. Wilkie  
Dr. Girard J. DiPietro  
Dr. John B. Holmes  
Dr. Gordon E. King  
Dr. Robert M. Morrow

Dr. Robert C. Sproull

**Ad Hoc Planning and Presidential Advisory Committee**

Dr. Robert A. Saporito, Chr.  
Dr. Stephen F. Bergen  
Dr. Cosmo V. DeSteno  
Dr. David W. Eggleston  
Dr. James A. Fowler, Jr.  
Dr. John B. Holmes


**Ad Hoc Committee for Fixed and Removable Prosthodontics**

Dr. William A. Welker, Chr.  
Dr. William B. Akerly  
Dr. Harold J. Crosthwaite  
Dr. Roland W. Dykema  
Dr. Earl E. Feldmann  
Dr. Jerry D. Gardner  
Dr. Ernest B. Mingleddorf

**Ad Hoc Committee for Corporate Support**

Dr. Joel O. Martin, Chr.  
Dr. Thomas J. Balshi  
Dr. Gerald M. Barrack  
Dr. Cosmo V. DeSteno  
Dr. Peter F. Johnson  
Dr. Kenneth L. Stewart  
Dr. Ronald D. Woody

**PUBLIC RELATIONS COMMITTEE REPORTS GREAT STRIDES AT ANNUAL MEETING**



Dr. Thomas Balshi, Chairman of the Public and Professional Relations Committee, presents his annual report.

During the Annual Official Business Meeting of the ACP, Dr. Thomas J. Balshi, Chairman of the Public and Professional Relations Committee, reported on giant strides made by the Committee during the past year. Several long standing goals assigned to the Committee have been accomplished. In general, these goals focused on the concept that

the Committee is charged to promote the specialty of prosthodontics to the dental profession, as well as the general public, and to increase the clinical utilization of the specialty of prosthodontics through professional referral and increased public awareness.

To achieve these goals, several objectives and specific chores have been charged. These include several projects which have been completed this year:

**LOGO**

The new ACP logo has been completed and is ready for use. The logo was used on hats and shirts available at the Annual Session in San Diego. Guidelines will be developed shortly for further logo use.

**PATIENT COMMUNICATION PROGRAM:**

The **CORNERSTONE** of the ACP's Public Education and PR effort is the Patient Communication Program. The **TOOL** for this program is the new ACP Clinical Capabilities Brochure. The **SUCCESS** of this program will be directly related to the membership's use of the brochure.

Partial funding of this brochure has come from five corporate sponsors, each sponsor paying \$5,000. The five companies are Nobelpharma USA, Inc., L.D. Caulk Company, Block Drug Company, OTC America and RMO Diagnostic Services, Inc. One sponsor is identified on the back of each module.

The brochure consists of a heavy weight, high gloss pocket folder entitled **CREATING SMILES FOR LIVING**. It is printed with full color photos of happy smiling "patients". Inside, 5 subject modules are available for either packaged or individual distribution. A mailing envelope, complete with ACP logo is also available. A special feature of this program is the availability of custom personalized printing on the mailing envelope and the individual subject brochures. The imprinting of each insert module includes the ACP member's name on the front and name, address and phone number on the back. Bulk mailing registrations can be added to the envelope of even the individual modules.

Considered use of this brochure include:

1. Mail distribution to:
  - Existing Patient base, perhaps with letter suggesting that patient pass the brochure to a friend.
  - Current referral base
  - Direct mail marketing to local groups
  - Advanced mailing to new patients, before their first appointment



## HISTORY ACP

Do you know Baltimore and its unique history? This puzzle will give you a chance to review some local history as we will be enjoying our next Annual Meeting in October, 1988 in Baltimore. You can also perhaps have your memory jolted a bit by some interesting facts on the development of the College.


Good luck and a tip of the hat to Fellow Bill Welker of Ohio State fame for submitting this challenging puzzle.

### WORD LIST:

BABE	MAZAHERI
BALTIMORE	MARCROFT
CASH	MCCASLAND
CONSTELLATION	MCHENRY
CRAB	MONTELEONE
DISC	MONDAVI
FIVE	NATCHEZ
FIFTEEN	ONE
FOUR	PICKERSGILL
FOWLER	PIMLICO
FOUR	PROS
FUN	RUDD
GATES	SIXTEEN
HOLMES	SIMON
INSULIN	THREE
KEY	TRAINS
LARKIN	WASHINGTON
	WEST

### ACROSS CLUES

3. Name of first ACP President's award winner.
6. These "houses" are famous in Baltimore and have tables equipped with mallets & newspapers.
7. Prosthodontics (abbrev.)
8. Sternwheeler we cruised on at the New Orleans meeting.
12. Fellow who was chairman of the program committee for the first annual session.
13. What some patients take to control their disease.
15. Number of times the annual meeting has been held in California.
16. America's oldest warship is the U.S. Frigate \_\_\_\_\_.
19. The Baltimore-\_\_\_\_\_ Airport is about 10 miles from downtown Baltimore.
22. Volume & number of the Newsletter in which the first Mini Test was printed.
23. There were \_\_\_\_\_ papers presented at the first scientific session of the College.
25. Last name of man to present the first paper at first scientific session of the College.
27. What everyone should have at the Baltimore meeting.
28. This famous Ruth was born in Baltimore in 1895.



30. Francis Scott \_\_\_\_\_.
31. Number of years the newsletter has been published.
32. Name of the famous Fort that guards Baltimore's inner harbor.

### DOWN CLUES

1. Fellow who was the chairman of the first College nominating committee.
2. The American flag that inspired the writing of our Nat. Anthem was made by Mary \_\_\_\_\_.
4. Past Treasurer of the College.
5. Famous pianist at the Mid-winter College cocktail parties in Chicago.
7. Maryland's oldest race track.
9. Number of standing committees authorized by College By-laws.
10. Present secretary of the College.
11. Name of headquarters hotel when the annual meeting was in New Orleans.
14. Those driving to Baltimore meeting from the \_\_\_\_\_ will use I-70 and U.S. 40.
16. Bring this with you to Baltimore for Atlantic City is not far.
17. The Baltimore & Ohio railroad ran the \_\_\_\_\_ in this country.
18. City where the 18th annual meeting of the College will be held.
20. The winner of the 3rd Annual ACP research competition was Dr. Robert T. \_\_\_\_\_.
21. At the San Francisco meeting we enjoyed dinner at the \_\_\_\_\_ winery.
24. The winner of the 4th annual ACP

26. One of these might slip in your back. Or you might use one in your PC.
27. Number of printed pages in the first College Newsletter.
29. In a chronological listing of dental schools The Baltimore College of Dentistry is # \_\_\_\_\_.

## GETTING STARTED FOR THE BOARD EXAMINATION

The Education and Advancement Committee of the American College of Prosthodontists has formally established a course entitled, "Getting Started for Examination by the American Board of Prosthodontics." This will be given the day before the official meeting of the College in Baltimore in October 1988. Dr. Kenneth A. Malament is responsible for the course and working with him will be Drs. Carl Andrus and Arthur Nimmo.

The course will give the prospective candidate the overall picture of their study responsibilities and many of the properties of the exam itself. The study guide has been greatly upgraded and will be thoroughly discussed. Each exam part will be discussed and specific exam strategy outlined.

It is hoped this course will be well attended and will be a valuable asset to the goals of the College.











2. In-office distribution:

- To patients under current treatment
- As a supplement to the Treatment Plan presentation
- All hygiene recall patients

3. To be included in interviews with media regarding the specialty of prosthodontics

**T.V. PRODUCTION**

A human interest documentary on the benefits of prosthodontic specialty treatment is currently under investigation. This T.V. show will also provide the viewer with the #800.

**NEWS RELEASE PROGRAM WITH PHOTOGRAPHS**

The News Release Program with photography by Drs. Jack Crozier and Dave Eggleston will include The ACP Annual Session. Anyone wishing individual publicity of News Releases sponsored by the College should fill out the release form and return it with a good quality 5 x 7 black and white glossy portrait photograph. Be sure to include your name and address on back of photo. Releases will be sent to all the media publications, both dental and lay publications. This initial program will be continued if the membership takes advantage of the system and it proves successful. All new Fellows are urged to send the forms in as soon as possible. Release forms and photos go directly to Lanmark Group Inc., 766 Shrewsbury Avenue, Tinton Falls, NJ 07724.

I would like to express my personal gratitude to all the hard working members of the Committee. These include Drs. Burton, Landesman, Stewart, Yanase, Simmons, Finley, Robinson, Laurell and Wilkie.

A special "Thank You" to Drs. Jack Crozier and Dave Eggleston for their excellent photographic coverage of the San Diego meeting.

I would also like to acknowledge the special encouragement and support of our Officers and Executive Council who continually challenged the Committee. And lastly, I must applaud our past President, Dr. DeSteno, for his direct involvement with Committee activities and his relentless insistence that the goals be achieved without delay.

**ESSAY AWARD COMPETITION FOR 1988**

The College has established an Essay Award for outstanding articles published by an advanced Prosthodontic student.

The article, submitted for the Essay Award, must be written while the author was an advanced Prosthodontic stu-

dent and must be published in a referred journal within four (4) years of completion of the training program.

Any member of the American College of Prosthodontists, who is in good standing, may nominate a qualified candidate.

Nominations, with the published article, will be submitted to the Central Office no later than 1 May, of the year in which the nominee will be considered.

Articles submitted for the John J. Sharry Research Competition Award are not eligible.

The nominee selected to receive the award will be presented a plaque of the College and a monetary award of one thousand dollars (\$1,000).

The second award will be presented at the 1988 annual meeting in Baltimore, Maryland.

**REAR ADMIRAL ROBERT W. ELLIOTT, JR., ASSUMES PRESIDENCY OF AMERICAN COLLEGE OF DENTISTS**



Dr. Robert Elliott assumed Presidency of the American College of Dentists in Las Vegas in October 1987. The College congratulates him.

Rear Admiral Robert W. Elliott, Jr., DC USN (Ret), former Chief of the Naval Dental Corps and former Associate Professor at Georgetown University School of Dentistry, was inducted as President of the American College of Dentists. The ceremony was held before more than 1100 dinner guests at the College's Annual Meeting and Convocation in Las Vegas, Nevada in October, 1987.

The American College of Dentists is a national organization of over 5,000 dentists, whose goal is to promote and foster the highest ideals of professional conduct and practice in the delivery of den-

tal care to the public. Membership in the College is by invitation based on contributions to society in the areas of research, education, journalism, delivery of care, civic responsibility and/or religious efforts in the community.

In his pre-inaugural address, Dr. Elliott stressed that dentistry is a changing dynamic profession and that the profession will be as different tomorrow as it appears to current practitioners since they were students. He noted that those attending were the leaders of the profession. Dr. Elliott urged them to encourage qualified young men and women to investigate dentistry as a life work and apply to dental school — if they would enjoy a life of service to mankind in a profession being manifestly influenced by the high tech achievements in our society.

Admiral Elliott predicted that in 15 to 20 years there would be a shortage of dentists as the American population grows and the number of dental practitioners decreases.

Admiral Elliott is a native of Ashtabula, Ohio, married to Carolyn Blaser and has two married children, Robert W. Elliott, III, and Janis Elliott Sonley.

The Elliotts make their primary residence in Key West, Florida.

**MAXILLOFACIAL SYMPOSIUM**

The 5th International Symposium on Maxillofacial Surgery will be held on March 24, 25, and 26, 1988 at the Hyatt Regency Hotel in Kansas City, Missouri.

The theme of the symposium will be the "Interdisciplinary Care of the Cleft Palate Patient."

The fee for the symposium is \$300. For further information or reservations write or call:

Mr. Harry Kuba  
Truman Medical Center  
Kansas, City, Missouri 64108  
(816) 556-3595

**BLOCK DRUG COMPANY HELPS SEMINAR**

Block Drug Company of Jersey City, New Jersey, contributed \$2,500. to help in funding the private practice seminar on October 7, 1987 in San Diego, California. Their generous support, along with the excellent program decided upon by the Private Practice of Prosthodontics Committee of the College, contributed to the greatest attendance for this session in college history.



## SECTIONS

The Sections meeting in San Diego was very informative and set the pace for the coming years. The College continues to grow each year as do the Sections. Because of the wisdom and insight of the Executive Council, Sections may now grow with international sections and multiple intra-state sections. The Southeast Texas section was officially accepted as the first multiple intra-state section. Congratulations, Southeast Texas! This category of sections will continue to grow allowing for extended representation of the specialty by the College.

The Executive Council has also approved a model for Sections Constitution and By-laws. This will allow each section to conform to the accepted guidelines for formation, organization and operation of a section. It will also permit effective and quicker formation and acceptance of new sections. Each section can modify its by-laws to efficiently operate their sections within their individual state. Any modification must be submitted and approved by the Sections Committee and the Executive Council.

Updated guidelines for organizations and operation of sections has been approved and can be obtained from the Central Office or this committee. The most important changes have been in the number of members needed to form a section. Only three members are needed to form a state section and ten members are needed for each multiple intra-state section and for any international section. These changes will allow new sections to form within many states and nations.

A new format for sections' annual reports will be mailed to each section and must be returned to this committee by a set date one month before each annual meeting. Each section is requested to unify their fiscal year to correspond with that of the College. The College's fiscal year runs from July 1st of one year to June 30th of the following year. This is necessary to allow an orderly and efficient collection of annual reports. Failure to file an annual report can result in loss of official status as a section.

President, William A. Kuebker has appointed new committee members to keep abreast with the growth and operations of the Sections. Each committee member has been assigned a region of the United States and one international. These regions and committee members assignments are:

Northeast - George R. Troendle, Jr.  
Southeast - C. Wayne Caswell  
Central States - William Bowles  
Northwest - Steven A. Aquilino  
Southwest - Earl Feldmann  
Westcoast - Robert Allen  
Internationally - Jack D. Gerrow

Each of these committee members should be contacted or will be contacting you to form new sections within these regions.



The Sections are growing in importance to the future of the College. Dr. Carl Schullter moderated the meeting.

There are currently eighteen sections and many in the planning state. The new presidents of the sections are:

California - Dr. Richard A. Fitzloff  
Georgia - Dr. Charles L. Abney, Jr.  
Iowa - Dr. Steven A. Aquilino  
Maryland - Dr. Ray A. Walters  
Missouri Valley - Dr. Richard E. Coy  
National Capitol Area - Dr. John F. Burton  
New England - Dr. Kenneth A. Malament  
New Jersey - Dr. David Schwartz  
New York - Dr. Kenneth I. Adisman  
North Carolina - Dr. Richard D. Jordan  
Ohio - Dr. William A. Welker  
Pennsylvania - Dr. Mohammad Mazaheri  
South Carolina - Dr. Robert Strohaber  
Tennessee - Dr. William Bowles  
Texas - Dr. Edmund Cavazos, Jr.  
Southeast Texas - Donald C. Kramer  
Virginia - Dr. John B. Rose, III  
Wisconsin - Joseph W. Lasnoski

The Sections meeting at San Diego was attended by twenty-seven members plus committee members. Sections and States represented were: Sections - Texas, New York, National

Capitol Area, Iowa, California, Southeast Texas, Pennsylvania, New Jersey, South Carolina, Ohio, and Tennessee; States - Nevada, Illinois, Nova Scotia Canada. The previously mentioned topics were discussed in detail and handouts were given as guides for each section to follow in updating their constitution and annual reports.

There was much discussion concerning the status of guests at section meetings. At this time, there is no membership classification for non-specialist or for non-ACP members and therefore, sections should follow the same format. These guests must be considered as just guests until a classification is approved by the Executive Council and membership.

As we all know, the sections are the grass roots of the College and represent the College and the specialty within each state. Therefore, it is vitally important that each state should have a section.

The benefits of a section far exceed the social and education meetings. It allows you to represent your specialty within your state and allows your state to have a voice in the affairs of the College. It is through these interplays that the College will continue to grow and represent Prosthodontics as its specialty and continue its leadership in the discipline of Prosthodontics.


Any special meetings, social or educational should be reported to this committee to allow other sections and members to read about section activities.

## INFORMATION ON GERIATRIC DENTISTRY FROM THE VETERANS ADMINISTRATION

The Executive Council of the American College of Prosthodontists, in cooperation with the Veterans Administration will make available *Geriatric Dentistry Update* to the general membership. This quarterly publication contains a variety of information important for the uneventful management of the geriatric dental patient. In addition, it reports upcoming conferences and seminars concerning issues in geriatrics and gerontology pertinent to the dental profession. It is hoped that this sharing of information between the Veterans Administration and the American College of Prosthodontists will advance efforts in this rapidly expanding area of health care.



## NEW DIRECTOR NAMED



Dr. Robert Baima, new Director of Prosthodontic Programs at Wadsworth VA Medical Center, Los Angeles.

Robert F. Baima, D.D.S., was recently named Director of the Advanced Prosthodontic Residency Program at Wadsworth (West Los Angeles) VA Medical Center in Los Angeles, California and Assistant Professor in Residence at UCLA School of Dentistry in Los Angeles.

Dr. Baima completed training at Marquette University School of Dentistry in Milwaukee, Wisconsin in 1975. He completed a Certificate of Proficiency in Periodontics from the Medical College of Virginia in Richmond, Virginia, in 1979 and he completed a Certificate of Proficiency in Prosthodontics from Wadsworth VA Medical Center in Los Angeles in 1982. Dr. Baima has attained Certification by the American Board of Periodontics in 1986 and by the American Board of Prosthodontics in 1984.

Dr. Baima has been on the staff of Dental Schools at the University of Southern California, Marquette University, Medical College of Virginia, University of Medicine and Dentistry of New Jersey, and Loyola University of Chicago. He is involved in several Dental and Specialty organizations, and has given lectures nationally and in Europe.

### **PUBLIC AWARENESS GOAL WITH PUBLIC EDUCATION ACP 800 NUMBER**

The establishment of the #800 has been completed and is to be installed momentarily. An automated information distribution via the 800 number will be forthcoming. Data based system to refer patients to College numbers in their geographic area is also being developed.

## AFFILIATES-ASSOCIATES SEMINAR WELL ATTENDED



Dr. Crystal Baxter moderated the Associate/Affiliate Seminar in San Diego.

The Affiliates-Associates Seminar at the San Diego Session was well attended. Approximately one hundred attended the seminar and more than that participated in the luncheon. The seminar program was designed to offer information to assist potential board candidates in making their decision to, or preparations for, challenging the Board.

Dr. Cosmo V. DeSteno, recent Past President, opened the seminar with a statement reviewing his involvement with the Education and Advancement Committee and the development of the Affiliates-Associates Seminar. He noted the continuing increase in attendance at the seminar and the valuable assistance it offers to potential board candidates.

Dr. J. Crystal Baxter, Moderator, started the seminar by introducing Dr. Brien Lang, President of the American Board of Prosthodontics. Dr. Lang addressed a number of issues that he felt were on the minds of those in attendance. Among those were: 1) listing the members of the Board, how the selection process for new Board examiners is accomplished, and what training the new member must go through before taking part in the examination process; 2) He sited the changes in the board case patient selection criteria and explained why they were made; 3) Dr. Lang presented the various criteria that are employed in the different parts of the examination and answered numerous questions about the examination procedure. For those attendees yet to take any part of the examination, the information and the concerned manner in which it was given, could not help but shed a lot of light on the examination process and the sincerity of the examiners.

Dr. Holcomb discussed the development of the board case. He felt that completing the case while in one's residency was the best way to complete that phase of the examination. He explained that finding a good board

patient and the necessary time to treat him/her in private practice was very difficult. Dr. Holcomb expressed his feelings about the benefits of board certification for the private practitioner and addressed the economic impact of the examination. He concluded his remarks with suggestions for patient and time management, which he felt could directly affect the outcome of the clinical examination.

Dr. Peter F. Johnson, Chairperson, Education and Advancement Committee, acknowledged the exceptional job that Dr. Baxter had done in her multiyear role as moderator of the seminar. He explained that she would be leaving the position to take on other committee duties and thanked her, on behalf of the College, for her hard work in preparation and presentation of these seminars. Dr. Baxter will continue to organize and oversee the social hour, sponsored by the College, which is held at the Drake Hotel after the written examination each February. Dr. Dale L. Cipra will take over as moderator at the 1988 Session in Baltimore.

The remaining presentations dealt with varying aspects of the board examination and were given by four new diplomates; Dr. Curtis L. Barmby, Dr. Dale L. Cipra, Dr. David G. Holcomb, and Dr. Keith S. Smith. Dr. Barmby, as a private practitioner, presented his views on why being boarded is important in private practice. Within that context he related that he had to retake Phase II in June of 1987, and detailed the costs, his studying habits, and mental attitude associated with successfully completing the examination. Dr. Barmby also offered tips for the examination. After the seminar, Dr. Barmby displayed his Board Case for those who wished to see one and talk about the various aspects of it.

Dr. Cipra explained some of the methods he used in preparing for Phase I, Parts 1 and 2. He detailed how he studied for the written examination and the oral examination and handed out a copy of his case presentation write up. His handout also related to his board case; a reconstructed transcript of his oral exam, which offered an idea of how similar his preconceived study questions were to the actual questions of the examiners; and a list of what supplies the removable candidate would need for Phase II. Dr. Cipra also discussed the impact of board certification within the Veterans Administration.

Dr. Keith Smith flew in from Okinawa, Japan, where he is currently stationed with the Air Force, and took the Phase II exam in fixed. Quite appropriately he




talked about logistical considerations in challenging the board. He emphasized the need to see the school that is hosting the exam firsthand, before going for the exam. This will help the candidate determine what supplies and equipment are necessary to take to the site. Dr. Smith discussed what to look for in selecting a board patient for the fixed examination and emphasized the need to know how much time is needed for each step during the examination. He also gave a short presentation on the "extrusion pontic" which he used and which he felt saved him some time.

The final speaker was Dr. Joseph R. Cain, a longstanding Diplomate of the Board and faculty member of the University of Oklahoma, site of the 1988 Phase II examination. Dr. Cain did a superb job in his presentation of the facilities at the Oklahoma Dental School. His slide presentation listed all possible travel modalities into Oklahoma City. Using maps, he showed where the Dental School was located relative to the airport. He presented a slide tour of the very modern Oklahoma facility and highlighted each area that the board candidates would use. Lastly, he showed the selected hotel, inside and out, and how closely it was situated to the school. All candidates that are planning to take Phase II in Oklahoma had to appreciate Dr. Cain's presentation.

The seminar presented much useful information for candidates in all stages of board preparation. A sincere thank you to all of the presenters, especially Dr. Lang. Should there be any suggestions for future seminars, now is the time to make them. Please send them to:

Dr. Dale L. Cipra  
426 Ridgeview Court  
Arnold, Maryland 21012

## ACP PEER REVIEW WORKSHOP



Approximately 50 members attended the workshop which was conducted in a seminar format on October 8, 1987. ACP Peer Review Manuals were distributed to the participants for use during the workshop. A hypothetical case was "worked up" using the manual as a guide to progress, in a very organized fashion, from the initial complaint registered by the patient to the final distribution of the resolution letter.

The participants became familiar with the "Peer Review Screening Form" which was used to determine if the hypothetical complaint was within the purview of the Peer Review System. Any variation from the realm of the Peer Review System was accompanied by a reference on the screening form to a form letter in the Manual to deal with the circumstance.

Our hypothetical case passed the "Peer Review Screening Form" and we proceeded with the "Initial Patient Response Letter" and the accompanying forms to gather the necessary information and permission from the patient. The "Initial Patient Response Letter" introduced the patient to the peer review system and established its limitations as well as its purpose.

Participants were informed that some courts have upheld "Patient Agreement Form" and some courts have not. Most court decisions state that a patient cannot give up their right to sue.

The importance of the "Peer Review Checklist" was stressed as a mechanism to guide the Peer Review Committee through each step of the peer review process and ensure the performance of

each critical procedure. This gave our hypothetical case an audit trail to substantiate the resolution decision if it were to be legally challenged by a disgruntled patient or prosthodontist.

Our hypothetical prosthodontist received a "Prosthodontist Notification/Response Request Letter" and "Treating Prosthodontist Reply Form". These forms explained the peer review process to the prosthodontist and gave him/her a format to respond with the needed information regarding the case.

The hypothetical patient received an "Initial Patient Examination Letter" which explained the patient examination procedure and confirmed an appointment for examination.

The grading system described in the **Guidelines for the Assessment of Clinical Quality and Professional Performance** was discussed at length. Four grades were used for each category of each restoration. Two grades were satisfactory; "R" (Range of Excellence) and "S" (Range of Acceptability). Two grades were not acceptable; "T" (Not Acceptable but could be corrected) and "V" (Not Acceptable, iatrogenic).

The workshop reviewed examples of resolution letters in favor of the patient and examples in favor of the prosthodontist. The resolution letter was written in a manner that would help to mollify the party with the adverse decision and explain, in somewhat general terms, all of the procedures that were undertaken to determine the resolution.

The ACP National Peer Review Committee has embarked upon development of a video on the peer review system. The video will be available to ACP Sections and individual members.

### ANNOUNCEMENT

The Midwinter Private Practice Seminar scheduled for May, 1988 has been cancelled due to lack of response.


### NEED TO CONTACT AN OFFICER OF THE COLLEGE?

Phone or Write	Phone	Address
President William A. Kuebker	512/567-6400	4311 North Westberry San Antonio, TX 78228
President-Elect Stephen G. Bergen	212/951-3255	1 Colonial Woods Drive West Orange, NJ 07052
Vice President John B. Holmes	415/476-2098	279 Sandringham North Moraga, CA 94556
Secretary James A. Fowler, Jr.	512/567-6460	12519 Chateau Forest San Antonio, TX 78230
Treasurer Ronald D. Woody	214/828-8376	Baylor College of Dentistry 3302 Gaston Avenue Dallas, TX 75246

Executive Councilors

David W. Eggleston, Thomas J. Balshi and Kenneth A. Turner

### ANSWERS:





## SAN DIEGO PRIVATE PRACTICE SEMINAR EXCEEDS EXPECTATIONS



Mr. Joseph Lancelotti spoke on marketing strategies for prosthodontists at the Private Practice Luncheon.

The Private Practice Seminar which opened the official session in San Diego proved to be a portent of the quality and excitement of the entire meeting. A record attendance of 235 members gathered in the morning to hear Dr. L. Donald Guess, Founder and President of **Xelan** provide a stimulating and provocative philosophy of cash flow management and accumulation tailored specifically for physicians and dentists. The duration of post-presentation questions attested to the high interest level of our audience.

The entire group returned in the afternoon for Mr. Joseph Lancelotti, President and Founder of Lanmark, Inc. who gave an excellent presentation on what is a Prosthodontist from a patient marketing stand point. He unveiled many marketing tools for our use including the college logo and new patient education brochures.

I sincerely appreciated the attendance and response of our members.

Francis Clark, Chairman

## MEMBERS IN THE NEWS

Dr. Gerard J. DiPietro has been appointed as the National Consultant in Prosthodontics to The Surgeon General USAF.

## JOHN J. SHARRY PROSTHODONTIC RESEARCH COMPETITION FOR 1988

The John J. Sharry Prosthodontic Research Competition sponsored by the American College of Prosthodontists will be held in Baltimore, Maryland in 1988. The Prosthodontic Research Competition is held to stimulate and acknowledge original research in prosthodontics by students.

Persons are eligible for competition if they are currently enrolled in post-doctoral prosthodontic programs or have completed their programs less than 3 years from the date of the competition. Other authors are limited to the student research advisor. Papers must not have appeared in print or been presented at a major meeting.

Abstracts must be submitted to the Chairman of the Research Committee, American College of Prosthodontists, no later than April 15, 1988. Please note the following:

1. Title of paper followed by the abstract of 500 words or less.
2. On a separate sheet include name of author, address, and phone number. Title of paper should also be on this separate sheet. Abstracts are sent to the selection committee without identification (for obvious reasons).
3. Letter of recommendation from research advisor must accompany the abstracts.

Six abstracts will be selected by June 1, 1988, and all authors will be informed of the decision on or about June 15, 1988. The six semifinalists will be required to submit manuscripts upon notifications of their selection. The Research Committee members will select three manuscripts from the semifinalists to compete for the first place award. The manuscripts of the six semifinalists will be forwarded to the Editor of the Journal of Prosthetic Dentistry for consideration of publication.

The three candidates selected to present their papers at the annual meeting will receive travel and one-day per diem expenses. Air transportation will be funded by the American College of Prosthodontists based on the closest normal U.S. Port of Entry from the foreign country to the annual meeting site and return to the port of entry. The first place award will be \$1,000, second

place, \$500, third place \$250. All three finalists will receive a plaque and all volumes of Classic Prosthodontic Articles. For further information, please contact Dr. Joel Martin, Chairman, Research Committee, UMDNJ-NJDS, Office of Academic Affairs, Rm. B-812, 110 Bergen Street, Newark, New Jersey 07103-2425.

## COLOR AND COLOR MATCHING COMMITTEE TO CONDUCT SURVEY

At the Executive Council Meeting in San Diego, the College approved funding for a survey to assess to what extent color concepts are taught at the undergraduate and graduate level in dental education. The in depth study will evaluate classroom teaching, clinical applications and physical facilities of the responding institutions. An educational psychologist from the University of Minnesota, Dr. Michael J. Loupe, has been enlisted to participate and coordinate this important study.

In addition, the Color and Color Matching Committee is examining and measuring the color of E. Bruce Clark's original shade guides used in fixed and removable prosthodontics, which were graciously given to the committee by Dr. Robert C. Sproull. The committee is looking forward to a very productive and fruitful year.

Richard Goodkind, Chairman

## BOUCHER CONFERENCE TO MEET IN APRIL

The twenty-third annual meeting of the Carl O. Boucher Prosthodontic Conference will be held in Columbus, Ohio on April 22 and 23, 1988.

Speakers will be: Dr. Gerald Niznick, "The Core-Vent System," Dr. John A. Sorensen, "Minimization of Plaque, the Key to Esthetic Crowns," Dr. Robert A. Strohaber, "Murphy's Law and Complete Dentures," Dr. William J. Pagan, "RPD Design: Theory and Practice," Dr. W. Brock Love, "The Realities of Denturism," and presentations by graduate students in the Ohio State University College of Dentistry Advanced Prosthodontic Program.

A table clinics session and reception will be held the evening of April 21. Interested dentists may contact Conference Secretary Dr. Ernest Svensson c/o the OSU College of Dentistry, 305 West Twelfth Avenue, Columbus, Ohio 43210.



# SYNOPSIS OF PAPERS PRESENTED AT THE SAN DIEGO ANNUAL OFFICE SESSION by POSTGRADUATE STUDENTS IN PROSTHODONTICS

## **Title: Computer Applications in Clinical Research**

**Lecturer: Dr. Brien R. Lang**

**Reviewer: Dr. David Borba**


Dr. Lang stated that the use of various treatment modalities in dentistry, especially prosthodontics, must be supported by basic research. As data base samples increase in size and rapid turnover of information is essential, the computer naturally lends itself to use in clinical research.

One of the biggest concerns to all dentists, according to Dr. Lang, is the way the surface characteristics of the materials that are placed in the dental arch respond over time. This concern introduced the lecturer to the need of investigating in vivo wear processes. In the past, wear processes were evaluated by looking at surface contours of a specific material using a planometer. This was time consuming, and, although more accurate than other non-parametric studies, this method was not without flaws. Therefore, the computer was the logical alternative to help investigators in observing wear processes.

In their specific research, Dr. Lang and his colleagues used a coordinate measuring system from Japan called the MX 203. When coupled with a computer and the appropriate software, X, Y, and Z coordinates of a surface can be measured to within .01 mm and compared to baseline measurements.

The initial study to which Dr. Lang referred utilized an artificial medium (a denture) which allowed for precise control of occlusion. The maxillary denture was constructed with posterior teeth containing chrome-cobalt cusps in order to induce occlusal wear from the weaker occlusal forces of the edentulous patient. The mandibular denture contained carriers which accommodated four different restorative materials in a given patient. The carriers could be removed and rotated so that each restorative material could occupy a different location in the denture. The patients wore the denture for 1 year, and digitized measurements of occlusal wear were taken at baseline, 3, 6, 9, and 12 months. Without going into detail, Dr. Lang's data suggest that wear is not a linear phenomenon, and that the location of the restorative material with respect to wear is significant. Also, the complexities of wear proved to be far greater than had been previously thought.

Dr. Lang then spoke of another dental application of this computer system. The accuracy of die replication can be observed by digitizing an extracted tooth for baseline, making an impression of this tooth, and fabricating various types of die systems. These die systems were then digitized on the computer. Silver plated die systems proved more accurate, whereas epoxy die systems proved least accurate.



Dr. Brien Lang spoke on Computer Applications in Research at the scientific session.

Finally, Dr. Lang stated that the most recent project utilizing this computerized coordinate measuring system involves trying to define the specific range of the primordial form for patients. In other words, what is the three dimensional geographic configuration of opening, closing, working, and balancing movements? This information will give all dentists an opportunity to learn more about the correlates of motor function and the influences of treatment in terms of these movements.

## **Title: Biomechanics of Dental Implants and Interfacial Tissues**

**Lecturer: Dr. John B. Brunski**

**Reviewer: Dr. David Borba**

Dr. Brunski began his presentation by speaking on the relevance of biomechanics in design. In terms of engineering design, there is a certain process through which one must proceed. There must be: 1) a need; 2) goals of design; 3) creativity; and 4) analysis, evaluation, and decision making.

The lecturer then discussed forces generated on implants in vivo. He stated that forces and moments are generated and passed on to the implant which, in turn, effects the interfacial load.

The lecturer then discussed forces generated and the tissue response. To evaluate this pathway of force transmission on the implant, Dr. Brunski revealed some models he has developed using animal and human subjects.

The first system discussed utilized dogs as subjects. A transducer was placed onto an implant which served as

a fixed partial denture abutment. The dogs were fed various diets, and the forces exerted on the fixed partial denture while eating were recorded. An analogous experimental design has been developed using human subjects. In this model, the transducer is fit into the abutment screw, and the forces generated are recorded.

Dr. Brunski then focused his lecture on the interfacial tissue response to loading. To understand this response, three variables must be addressed: 1) the biomechanical state of the interface; 2) the reactions of tissues to the biomechanical state; and 3) the mechanisms of tissue reactions. In his research, the lecturer found that dogs who had implants functionally loaded with force immediately developed fibrous connective tissue around the implants. On the other hand, the dogs whose implants were loaded with force six months after surgical implantation exhibited osseointegration. Apparently, early motion between the implant and bone strongly correlates with development of fibrous connective tissue at the implant-bone interface.

Dr. Brunski closed his lecture with some insights being done on the Branemark implant system. The methodology involves a six month healing period after surgical insertion of the Branemark implant in dogs. After this time, the implants are either loaded or not loaded. Computer based image analyses are then used to measure the amount of osseointegration at the implant's perimeter. The soft tissue percentage at the interface is also measured. The preliminary results have revealed no statistically significant differences between the loaded and non-loaded groups, but further studies will be undertaken.

## **Title: Ultra-thin Ceramics Veneers: Maximum Esthetics Minimum Iatrogenics**

**Lecturer: Dr. Mark J. Friedman**

**Reviewer: Dr. Robert Lazaroff**



Dr. Mark Friedman offered a new dimension to conservative esthetics.



Porcelain veneers were developed as an improved method of achieving esthetics for anterior restorations. These veneers are now used to change form and function of teeth, as well as being esthetically pleasing. They exhibit excellent tissue response, since margins are usually not subgingival, and the veneers are resistant to abrasion and fracture. According to Dr. Friedman, excellent function and esthetics at a 4-year recall exists, although there is some staining at the composite margins.

Composite resins are still a viable option when changing a particular form

of a tooth is necessary. One such example is closing small diastemas between anterior teeth.

Unfortunately, there still exist some misconceptions about porcelain veneers. These restorations are not substitutes for crowns and they are not totally reversible. Porcelain veneers are indicated when:

1. A patient's teeth are severely discolored.
2. Extension of incisal edges is necessary.
3. Multiple teeth are being restored.
4. There has been composite resin failure.

5. Esthetic restorations of lower incisors are necessary.

Porcelain veneers are contraindicated when:

1. A patient desires a restoration which is totally reversible.
2. Minimal amount of enamel is present.
3. Only minor changes are necessary.

This technique is relatively new and some problems still exist. First of all, determining who should receive porcelain veneers is not always clear. Secondly, shade selection is influenced by many factors; therefore, producing the correct shade via mixing the various cements can be difficult. These veneers can be difficult to handle and cement. Should conventional porcelain, high fusing porcelain, or glass be used?

Prior to treatment, a patient's needs, via an interview, must be determined, and pre-op records such as an FMX, study casts and photos, must be obtained. The photos are extremely important to establish a baseline of the patient's appearance at the time of treatment. These photos can then be shown to the person to visualize the dramatic improvement in their appearance.

The preparation of teeth to receive porcelain veneers includes the three — plane concept, which ensures a flat emergence profile. Utilizing depth cuts, the preparation should be no deeper than .5mm and should end at or above the gingival crest. The preparation can end at the labial incisal line angle or it can wrap over the incisal edge. There must be adequate reduction interproximally and frequently the contacts are slightly broken. This will allow removable dies to be separated without affecting the margins. It is important to note that the distal contact of the cuspid and all teeth beyond should not be broken.

While preparing teeth, try not to expose dentin, but at times this cannot be avoided. If dentin is exposed, Dr. Friedman recommended utilizing a clear polyurethane liner.

Temporization, when required, can be accomplished by making a labial core prior to preparation. Once the teeth are prepared, an alginate impression can be made and a plaster cast poured. Indirect composite veneers can be fabricated from this model and these veneers can be placed on the prepared teeth with denture adhesive.

No one at this time knows the limitations and longevity of porcelain veneer restorations. They may be a long-term temporary, but after four years, cases which Dr. Friedman demonstrated still functioned and were as esthetic as when they were first placed.

## BOOKS AVAILABLE

The "Study Guide for Certification", "Classic Prosthodontic Articles" and the "Index to the Journal of Prosthetic Dentistry" are available. To get your copy(ies) of these valuable books, complete the form below and mail to the Central Office Director, 1777 N.E. Loop 410, Suite 904, San Antonio, Texas 78217.

Name \_\_\_\_\_

Address \_\_\_\_\_

City \_\_\_\_\_

State \_\_\_\_\_

Zip \_\_\_\_\_

1.  I would like \_\_\_ copy(ies) of the "Classic Prosthodontics Articles" Volume I (Price Members \$20.00; Non-members \$25.00)
2.  I would like \_\_\_ copy(ies) of the "Classic Prosthodontics Articles" Volume II (Price Members \$20.00; Non-members \$25.00)
3.  I would like \_\_\_ copy(ies) of the "Classic Prosthodontics Articles" Volume III (Price Members \$20.00; Non-members \$25.00)
4.  I would like \_\_\_ copy(ies) of the 1985 EDITION of the "Study Guide for Certification". **Includes 1981-1985 Questions and Answers and 1986 Questions.** (Price Members \$25.00; Non-members \$30.00) (Includes new Board guidelines.)
5.  I would like \_\_\_ copy(ies) of the "Index To The Journal of Prosthetic Dentistry". **Bibliography spans 1960 to June 1984.** (Price Members \$35.00; Non-members \$45.00, plus \$3.00 postage for out of the country mailings)
6.  I would like \_\_\_ copy(ies) of the 1987 Phase I, Part 1 Q & A for the American Board of Prosthodontics. (Price \$2.00).

## SUPPLEMENTS

(Do not order if you purchased any of the above items)

1.  I would like \_\_\_ copy(ies) of the 1981, 1982 and 1983 Phase I, Part I Questions and Answers for the American Board of Prosthodontics as a Supplement to the Study Guide (Price \$5.00)
2.  I would like \_\_\_ copy(ies) of the 1984 and 1985 Phase I, Part I Questions and Answers for the American Board of Prosthodontics as a Supplement to the Study Guide (Price \$3.00)
3.  I would like \_\_\_ copy(ies) of the 1986 Phase I, Part I Questions (no answers) for the American Board of Prosthodontics as a Supplement to the Study Guide (Price \$2.00)
3.  I would like \_\_\_ copy(ies) of the "Index To The Journal of Prosthetic Dentistry Update". **Includes 1980 to June 1984.** (Price \$10.00)

## DAMAGED CLASSIC VOLUMES 1-3

Damaged Classic Volumes 1-3 may be purchased at half price (\$7.00). These books are damaged, discolored, or the wrong size. The covers only, not the text inside.

1.  I would like \_\_\_ copy(ies) of Number 1 volume.
2.  I would like \_\_\_ copy(ies) of Number 2 volume.
3.  I would like \_\_\_ copy(ies) of Number 3 volume.

Amount enclosed \$. \_\_\_\_\_

Make checks payable to:

**The American College of Prosthodontists**



# AN NIH CONSENSUS DEVELOPMENT CONFERENCE: DENTAL IMPLANTS

Sponsored by  
The National Institute of Dental Research, the Food and Drug Administration, and the NIH Office of Medical Applications of Research

A consensus development conference on the newest approaches to dental implants will be held June 13-15, 1988, in the Masur Auditorium of the NIH Clinical Center and is open to the public.

Discussion will center on whether there is an implant device appropriate for every patient's condition and on the long-term efficacy and safety of the most widely used implants.

This meeting will bring together dentists — including oral surgeons, prosthodontists, and periodontists — and pathologists and experts in orthopedics, bone biology, statistics, biomaterials science, bioengineering, and members of the public. Following 2 days of presentation by medical experts and discussion by the audience, a Consensus Panel will weigh the scientific evidence and formulate a draft statement in response to several key questions:

1. What is the evidence that dental implants are effective for the long term?
2. What are the indications and contraindications of various types of dental implants?
3. What are the requirements for surgical, restorative, and periodontal management of patients with dental implants?
4. What are the health risks of dental implants?
5. What are the future directions for research on materials and designs of dental implants and on clinical management?

On the final day of the meeting, the Consensus Panel Chairman will read the draft statement before the conference audience and invite comments and questions.

To register for the Dental Implants Consensus Development Conference, or to obtain further details, contact: Conference Registrar, Prospect Associates, Suite 500, 1801 Rockville Pike, Rockville, Maryland 20852, (301) 468-MEET, between the hours of 8:30 a.m. and 5:00 p.m., EST.

# ASDA PUBLISHES HEALTH AND SAFETY MANUAL FOR DENTAL STUDENTS

The American Student Dental Association has just published the **ASDA Guide to Occupational Health and Safety** for dental students. Funded in part by a grant from the American Fund for Dental Health, the new guide is being distributed to all dental students in the country.

Christopher Gayde, DDS, 1984-85 ASDA vice-president and now a general practitioner in Monroe MI, conducted the research and wrote the guide. Gayde graduated from the University of Detroit School of Dentistry in 1985.

"The idea came from Stu Ginsberg," Gayde said. (Stuart Ginsberg, DMD, was president of ASDA in 1980-81.) "Stu recognized that the potential hazards in the dental school environment were a very tangible problem that ASDA should address. He gave me the idea, and I ran with it."

"The real point was to highlight the fact that dental students work in an environment that's different from the average dental practice," Gayde said. "For one thing, the students in lab are working with materials that dentists who send work out to dental laboratories don't encounter regularly."

"For another, many students are working in one room at the same time with the same potentially hazardous chemicals and materials. And some students will be relatively inexperienced in working with those materials," said Gayde.

"Then too, there's the whole question of the patient pool that dental students treat in clinic, and how it differs from the average dentist's patient pool. It just seemed clear to us that the occupational risks to dental students were greater."

## ANNOUNCEMENT DENTAL IMPLANT SEMINAR

A hands-on seminar on dental implant prosthodontics dedicated to "simplifying the task" will be presented March 11-12, 1988 at the Alameda Plaza Hotel, Wornall Rd. at Ward Parkway, Kansas City, Missouri 64112.

The emphasis of the course will be on how prosthodontic reconstruction is achieved after the implant has osteointegrated. Patient evaluation and treatment planning will be included.

The faculty includes Dr. D. Greg Seals, ACP member and Dennis L. Purinton, a private prosthodontic laboratory manager.

For further information contact New Horizons in Dental Education, 2440 Pershing Rd., Suite 260, Kansas City, MO 64108.



Item

## ACADEMIC ROBES

To obtain order forms and material samples complete the form below and mail to: Central Office Director, 1777 N.E. Loop 410, Suite 904, San Antonio, Texas 78217.

Name \_\_\_\_\_

Address \_\_\_\_\_

City & State \_\_\_\_\_ Zip \_\_\_\_\_

### DOCTOR'S GOWN

(with lilac front panels and sleeve bars outlined with gold nylon braid)

Regular Material #1119  
\$201.81

Deluxe Material #87  
\$251.18

### SQUARE STIFF MORTARBOARD CAP

(with gold nylon tassel)

\$ 17.00

\$ 21.50

### REGULAR DOCTORAL HOOD

(with dental school colors)

\$ 68.35

\$ 85.17

Please send order form and material samples




**NEWSLETTER**  
**THE AMERICAN COLLEGE**  
**OF PROSTHODONTISTS**  
 Dr. Kenneth L. Stewart, Editor  
 2907 Deer Ledge  
 San Antonio, Texas 78230  
 Address Correction Requested  
 Forwarding & Return Postage Guaranteed



**BULK RATE**  
**U.S. POSTAGE**  
**PAID**  
 Permit No. 1001  
 San Antonio, Texas

## ARTICLES BEARING COLLEGE SEAL



The following are available. To obtain the items desired, please complete the form below and mail to the Central Office Director, 1777 N.E. Loop 410, Suite 904, San Antonio, Texas 78217.

NAME \_\_\_\_\_  
 ADDRESS \_\_\_\_\_  
 CITY & STATE \_\_\_\_\_ ZIP \_\_\_\_\_

**CHECK ITEMS  
 YOU WISH  
 TO ORDER**

Jewelry (ea)	14K	10K	1/10 DRGP	(Plate) Number		Jewelry (ea)	14K	10K	1/10 DRGP	(Plate) Number
Pinette	<input type="checkbox"/> \$ 67.50	<input type="checkbox"/> \$ 50.50	<input type="checkbox"/> \$20.50	_____		College Key	<input type="checkbox"/> 69.50	<input type="checkbox"/> 51.50	<input type="checkbox"/> \$26.00	_____
Tie Bar	<input type="checkbox"/> 72.50	<input type="checkbox"/> 55.50	<input type="checkbox"/> 26.50	_____		Lapel Pin	<input type="checkbox"/> 67.50	<input type="checkbox"/> 50.50	<input type="checkbox"/> 20.40	_____
Cuff Links	<input type="checkbox"/> 143.50	<input type="checkbox"/> 110.50	<input type="checkbox"/> 39.00	_____		Ladies Charm	<input type="checkbox"/> 67.50	<input type="checkbox"/> 50.50	<input type="checkbox"/> 20.30	_____
Tie Tacs	<input type="checkbox"/> 67.50	<input type="checkbox"/> 50.50	<input type="checkbox"/> 20.45	_____						_____

OTHER ITEMS (ea) —  Blazer Pocket Patch—Old \$9.00 Number \_\_\_\_\_  Wall Plaque (ceramic) \$26.00 Number \_\_\_\_\_  
 Blazer Pocket Patch—New \$16.00 Number \_\_\_\_\_

In ordering 1/10 DRGP (Plate) Jewelry, Blazer Patches and Wall Plaques, please enclose check to cover costs, which includes mailing, payable to the American College of Prosthodontists.

**\*Note:** 14K and 10K jewelry are special order items and prices fluctuate with the costs of gold. You will be billed for the items you order on receipt by the Central Office of the manufacturer's invoice. Do not send check with order for 14K or 10K items.