

# ACP MESSENGER


THE NEWS SOURCE FOR MEMBERS OF THE AMERICAN COLLEGE OF PROSTHODONTISTS

## IN THIS ISSUE



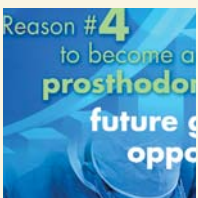
### President's Message

The wow factor  
PAGE 3



### Foundation News

ACPEF works hard to advance specialty  
PAGE 6



### Promoting Prosthodontics

Top 10 reasons to become a prosthodontist  
PAGE 8



### Member News

Latest news from your colleagues  
PAGE 11

## College and Foundation engage dental students

With generous support from the ACP Education Foundation, the College launched a campaign to attract dental students to the prosthodontic specialty. This effort included advertising in dental student publications, attending meetings and connecting with dental students, all focused on the Top 10 Reasons to Become a Prosthodontist. Most recently, the ACP exhibited at an American Student Dental Association annual meeting in early fall. As a dental constituent and component society sponsor, advertiser, exhibitor and refreshment break sponsor, ACP President Dr. Stephen Campbell and President-Elect Dr. David Pfeifer were introduced and recognized during the meeting's Opening Ceremonies. Dr. Campbell, Dr. Pfeifer and Ms. Lauren Dethloff, director of communications and marketing, had an opportunity to enter the ASDA House of Delegates meeting as guests. Issues such as the association's strategic plan and financial report were discussed, as well as presentations from ASDA Executive Officer candidates.

"We were well received, appreciated and recognized throughout the course of the meeting," said Pfeifer. "The



ACP President Dr. Stephen Campbell (left, front) greets ASDA Annual Session attendees at the ACP Exhibit Hall booth. Dr. Sharon Siegel, Nova Southeastern University College of Dental Medicine Prosthodontics Department chair, (left of Dr. Campbell) and ACP President-Elect Dr. David Pfeifer (left of Dr. Siegel), also talked with students.

members of this organization are individuals who distinguish themselves as the most potentially recognizable future leaders in dentistry and, as such, made this visit an extremely worthy investment for the College."

During breakout workshops, attendees selected one of five presentations, which included sessions with the American Association of Oral and Maxillofacial Surgery, American Association of Orthodontists, the U.S. Army Dental Recruiting and the Academy of General Dentistry. Dr. Campbell, Dr. Pfeifer and Ms. Dethloff each attended a

workshop to gauge the potential for ACP to sponsor a workshop during a future meeting. Depending on the budget and overall plans to continue undergraduate outreach support in 2008, presenting a workshop may be another excellent opportunity to connect with dental students and educate them about the benefits of becoming a prosthodontist.

The meeting also featured an Exhibit Fair and Reception, where the ACP hosted a booth. Armed with local support from

*See ASDA on Page 4*

## UIC-ACP Center for Prosthodontic Education Implant course accolades



With sponsorship from Astra Tech Dental, the Implant Therapy – A Comprehensive Live Patient Course allowed participants to experience a hands-on environment for practicing techniques learned during the three-day course.

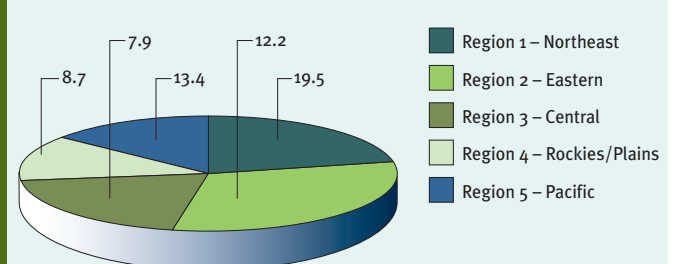
Participants enjoyed three days of learning and networking at the University of Illinois at Chicago College of Dentistry in mid-September. This Part I of a two-part course was both didactic and provided participants with the hands on simulation and live patient care essential for optimizing success in implant therapy. The course laid the foundation for implant therapy from diagnosis to placement.

UIC School of Dentistry Director of Advanced Prosthodontics Kent L. Knoernschild, D.M.D., M.S.

*See UIC on Page 4*

## Professionally Active Prosthodontists

Number per million population by proposed ACP regions



Source: ADA, 2005 Distribution of Dentists in the United States by Region and State, Survey Center, 2007.

American College of Prosthodontists  
211 E Chicago Avenue, Suite 1000  
Chicago, IL 60611

PRESORTED  
FIRST CLASS MAIL  
U.S. POSTAGE  
PAID  
PERMIT 624  
LONG PRAIRIE, MN





## Simply Precise Again!

The MOST interfaces in ALL the materials you want

**Atlantis  
Abutments  
in Zirconia delivered  
faster  
to meet your  
needs**

- Peace of Mind – *Every* Atlantis product has been granted commercial clearance through the FDA
- Esthetics – Atlantis patient-specific abutments provide optimal interproximal support for ideal esthetics
- Simplicity – Atlantis is available for more implant interfaces than any other manufacturer to simplify treatment
- Precision – Atlantis' VAD™ System ensures your abutment margins are precisely where you want them
- Flexibility – Available in zirconia, titanium, or gold-shaded surface

Call Atlantis today to move ahead with the leader!





STEPHEN D. CAMPBELL,  
D.D.S., M.M.S.C.

## The WOW Factor

It seems that everyday brings a new WOW. I can't walk into our specialty clinic without having something that just makes me step back and just say... WOW. I know it must be like this in your lives as well. What a wonderful specialty we have. The evolution in the past 10 years has just been incredible. Being able to care for individuals and change their lives while having fun... WOW.

The same can be said about the present and future of OUR College... WOW. Even the other specialties are saying it. As we travel to represent and advocate for OUR specialty and prosthodontics, we have the opportunity to interact with individuals from all backgrounds and walks of life. I hear it over and over again – prosthodontics is where it is at... If I had it to do over, I would have chosen Prosthodontics. WOW.

We have always known this, and now everyone else is starting to figure it out. We heard it at our recent visit to the American Student Dental Association (ASDA) Annual Session that had 300 student leaders representing every dental school in the U.S. We actually spoke to every single one of them, as they visited our ACP Booth in during the Exhibit Hall to participate in our raffle. The response to our specialty was incredible. You can feel the excitement level. WOW.

The Prosthodontic Forum will soon consist of 16 organizations representing some 25,000 members. What an incredible opportunity this provides to address common issues and initiatives that will advance prosthodontics. WOW.

The College has exceeded 3,000 members for the first time! This is up from 2,650 just three years ago. We have more than 500 graduate student members, representing more than 95 percent of our students. This is twice the number from just two years ago. Nearly 300 of them will be at our Annual Session in Scottsdale. This is in part due to the support of OUR Foundation. All of our Program Directors are now members of the College. WOW... WOW... WOW.

Our core focus on Growth, Education Innovations, and Science and Technology are beginning to pay off. We have set the direction... we have established the pathway for a new future for OUR specialty. We have the most incredible, professional and caring staff. We are all part of this. WOW.

Now that it is my turn to fade into the background... My challenge for each of you is to become involved, and to keep dreaming BIG, and I mean really BIG. Reach out for those dreams to realize them. We can do it. WOW.

What an incredible honor it has to been to serve you, our patients, our profession and OUR future. My mom and dad would have been proud... what more can any of us ask for in our lives... Thanks!

## ACP Meeting Calendar

### ▶ January 2008

Jan. 18-19 – Restoration of Implants  
Part II of II, Chicago

### ▶ August 2008

Aug. 15-16 – Esthetic Continuum 2008  
Seattle

### ▶ October 2008

Oct. 28 – Nov. 1 – Annual Session 2008  
Nashville

### ▶ October 2009

Oct. 29 – Nov. 1 – Annual Session 2009  
San Diego

### ▶ November 2010

Nov. 2-6 – Annual Session 2010  
ACP's 40th Anniversary  
Orlando

### ▶ November 2011

Nov. 1-5 – Annual Session 2011  
Las Vegas

**Connected**

Get

SAVE THE DATE

ACP ANNUAL SESSION  
OCTOBER 29 TO NOVEMBER 1, 2008  
NASHVILLE, TENNESSEE  
[WWW.PROSTHODONTICS.ORG](http://WWW.PROSTHODONTICS.ORG)

**ACP**  
AMERICAN COLLEGE OF  
PROSTHODONTISTS®



Nova Southeastern University College of Dental Medicine, the ACP Booth was a crowd pleaser. The hook was a sticker asking “What is a Prosthodontist?” and Dr. Campbell and Dr. Pfeifer judged students’ responses and determined if their Exhibit Hall prize pass should be stamped. Each attendee had a pass that required one stamp from each booth to qualify for a raffle entry. Several exhibitors including the ACP donated prizes, each \$300 or more in value. Popular during ACP booths at ASDA Regional Meetings earlier in the year, the College once again raffled an iPod, which was a student favorite. With Dr. Sharon Siegel, Nova Prosthodontics Department chair; Dr. Brian Bray, Nova prosthodontic resident; and Dr. Gabriella Bozzuti, Nova prosthodontic resident, on hand to speak one-on-one with dental students, the activity at the ACP Booth was buzzing. Brochures, articles and other giveaways piqued curiosity as students viewed the ACP Web site including list of Prosthodontic Graduate Programs; before and after pictures of prosthodontic procedures; and a Top 10 Reason to Become a Prosthodontist presentation.

For more information about ASDA visit [www.asdanet.org](http://www.asdanet.org). To download resources to promote prosthodontics as a specialty, visit the Dental Educators & Students section of [www.prosthodontics.org](http://www.prosthodontics.org).



ACP President-Elect Dr. David Pfeifer (top left photo, left) and President Dr. Stephen Campbell (top left photo, right) mix and mingle at the ASDA Annual Session.



ACP CPE implant course attendees experience hands-on training at the UIC School of Dentistry.



UIC continued from page 1

hailed the implant course an incredibly positive experience.

“It built enthusiasm for all aspects of implant therapy among the participants and among the UIC Advanced Prosthodontics students who assisted throughout the three days,” Knoernschild said. “Planning efforts with such favorable results were a great team building opportunity for Prosthodontic and Periodontic faculty who were engaged in the course and in live patient surgical instruction.”


Participants walked away with the proficiency in:

- Listing prognostic factors that influence dental implant therapy success;
- Applying knowledge learned toward diagnosis and treatment planning patient scenarios;
- Applying knowledge learned to simulated implant placement in the maxilla and mandible; and
- Applying knowledge and skills involving the placement of dental implants to patients.

Attendee evaluations boasted, “This course gave me enough confidence about placing implants for selective patients” and, “I have a much better foundation and respect for the detail necessary to optimize success.” Course sponsor Astra Tech Dental was also on hand to share new product information.

Part II: Restoration of Implants is slated for January 18-19 at the UIC School of Dentistry. Participants will complete restorations on the patients who began treatment in September. “We’re all looking forward to the next course,” Knoernschild said.

For more information about upcoming ACP Center for Prosthodontic Education courses, click on the Meetings & Events link from any page of the [www.prosthodontics.org](http://www.prosthodontics.org) Web site.



## Register now for August esthetic course in Seattle

Register now online at [www.prosthodontics.org](http://www.prosthodontics.org) for Esthetic Continuum 2008, on Aug. 15-16 in Seattle. Co-sponsored by the ACP Center for Prosthodontic Education and the University of Washington School of Dentistry, this two-day comprehensive program will provide clinicians and laboratory technicians with a unique update in esthetic dentistry.

Esthetic experts will present a variety of technology and techniques in topics including: predictable anterior implant esthetics; ceramic restorations (inlays, onlays, crowns and

bridges) and concepts in ceramics science and fracture; an update on porcelain laminate veneers; the role of orthodontics in successful restorations in the esthetic zone; the role of periodontal surgery in facilitating esthetic results; the role of gingiva-colored ceramics in esthetic dentistry; and an update on zirconia-based restorations.

Preview the complete course agenda, including speaker line-up online by clicking the Meetings & Events link from any page of the ACP Web site.



PLAN • TO • ATTEND

THE ACADEMY OF OSSEOINTEGRATION  
**Implant Dentistry:  
A Trip Up The Implant**

Co-Sponsored by:  
American Association of Oral & Maxillofacial Surgeons  
American Academy of Periodontology  
American College of Prosthodontists



FEBRUARY 28 – MARCH 1, 2008  
23RD ANNUAL MEETING  
THE HYNES CONVENTION CENTER

The meeting will feature three days of scientific sessions. Highlights include:

- Opening Symposium: "A Trip Up the Implant"
- Round Table Clinics
- Limited Attendance Lectures
- Team Treatment Planning Session
- Two Track Program
- Commercial Exhibits
- Social Events
- and more...

Registration packets will be mailed in December.

For further information, visit the Academy's web site at [www.osseo.org](http://www.osseo.org) or e-mail your request to [academy@osseo.org](mailto:academy@osseo.org)

A multidisciplinary meeting  
co-sponsored by:




ACP

ADAC•E•R•P®



ACADEMY OF OSSEOINTEGRATION



## With programs supporting research, education and innovation the ACPEF continues to fulfill its promise to advance prosthodontics. Since 2004, the ACPEF has...



- Awarded \$280,000 in scholarships to dentists pursuing prosthodontics as a specialty.
- Welcomed more than 500 residents to ACP student membership in 2007.
- Sponsored nearly 300 ACP Student members' attendance at the 2007 ACP Annual Session, covering registration fees and providing a stipend to cover airfare and lodging expenses.
- Hosted a meeting of the Prosthodontic Program Directors in May 2007 to help establish a forward looking specialty and accreditation standards that promote the continued growth of the specialty and programs.
- Provided support for a campaign to work with the American Student Dental Association as part of an initiative to attract the best and brightest of undergraduate dental students to prosthodontic specialty careers.
- Added more than \$320,000 to the ACP's public relations outreach promoting the specialty to patients and consumers.
- Funded start up costs for a new post-graduate prosthodontic program at Queens Hospital New York.
- Paid for equipment that will enhance dental technology students' experience preparing them to better serve the needs of prosthodontists.
- Contributed to the Graser Fellowship fund designed to recruit and retain qualified prosthodontic faculty.
- Supported a 2004 pre-ADEA seminar, Creating a New Vision for Prosthodontic Education aimed at strengthening post-graduate prosthodontic programs.
- Supported a 2005 pre-ADEA seminar, Enhancing Learning Through an Electronic Prosthodontic Curriculum.
- Sponsored the ADEA Summit on Advanced Dental Education.
- Funded prosthodontic-related research through the ACP Research Fellowship program, the John J Sharry Awards Competition and Table Clinics.
- Aided graduate students, faculty and ACP members displaced by Hurricane Katrina.
- Created an endowment fund that exceeds \$1 million.
- Co-hosted the inaugural Scope of Prosthodontic Research Symposium with UNC School of Dentistry.
- Sponsored the ACP Summit on Reframing the Future of Prosthodontics, that carefully measured our successes, reassessed our vital position in dentistry and revealed three goals that require a stronger and responsive ACP to meet our established vision:

Growth of the specialty to improve the quality of life by advancing prosthodontics

Education Reform and Innovation – enhancing the resources and opportunities

Science and Technology – leading and innovation and the use of emerging science and technologies

*The ACP and ACP Education Foundation greatly appreciate the generous support of the following sponsors of the 2007 ACP Annual Session:*





# IPS e.max<sup>®</sup>

IPS

IPS e.max<sup>®</sup>

all ceramic  
all you need



IPS e.max delivers the ultimate in metal free esthetics and strength utilizing both pressable and CAD/CAM technologies.

**IPS e.max offers:**

- Outstanding esthetics
- Conventional cementation
- Choice of high strength materials including zirconia and high strength glass ceramic
- Press and CAD/CAM fabrication techniques optimizing both strength and fit
- Single overlay ceramic delivering one smile chemistry

IVOCLAR VIVADENT  
**thankyou**  
REWARDS

Contact Ivoclar Vivadent  
at 800-533-6825 to learn more.

100% CUSTOMER SATISFACTION  
GUARANTEED!

[www.ivoclarvivadent.us](http://www.ivoclarvivadent.us) Call us toll free at 1-800-533-6825 in the U.S., or 1-800-263-8182 in Canada  
© 2007 Ivoclar Vivadent, Inc. IPS e.max is a registered trademark of Ivoclar Vivadent, Inc.

ivoclar  
vivadent  
passion vision innovation

# HEARD HERE

## Annual Session wrap-up ahead in winter issue

A record number of attendees traveled to Scottsdale to participate in the ACP's 2007 Annual Session from October 30 to November 3. Read the latest news and reports from the meeting in the winter 2008 Messenger. Coverage includes conference highlights, award winners, ACPEF Vision 2012 news, events and photos.

## ABP reviews exam process

The American Board of Prosthodontics has undertaken an extensive review of the examination process for certification with the intent to increase the objectivity and scientific evidence basis of the examination process, to ultimately reduce the cost and inconvenience of examination, and to improve the overall rate of participation in the examination process with an eye toward strengthening the specialty.

In the past six years the focus has been on the written Part 1 examination and the Board feels that the product of those efforts has been an objective, criterion referenced testing vehicle that has enhanced the validity and discrimination capability of that examination tremendously. The recent shift from a localized written examination given in February in Chicago has been replaced with the examination being given at remote testing centers throughout the country. This shift has dramatically decreased the expense of this portion of the examination for candidates by eliminating the need for travel and lodging and minimizing the time out of the office.

The next phase of review and restructuring will involve what to date have been the three-patient presentation examinations with the goal of improving the objectivity and relevance of the examination. The Board has retained a professional test construction consultant to assist it in generating criterion referenced, objective, evidence based scenario type examinations to partially replace (at least initially with the possible ultimate complete elimination of) individual candidate generated patient presentations. This restructuring of the examination process, for obvious reasons, must be done carefully and with close support from our testing consultant. Changes will be introduced gradually during the next few years. For this reason, candidates for examination must make sure that they frequently review the Guidelines for Certification document available on the ABP Web site: [www.prosthodontics.org/abp](http://www.prosthodontics.org/abp), so that they are aware of the most current changes. It is the intent of the Board to create a highly discriminating, valid, objective and reasonable examination that will reduce the time and expense to the candidate involved in completing the process.

The Board currently does not have the resources to completely fund this restructuring. In the past several years the Board has increased annual diplomate dues from \$100 to \$200 annually (during a three-year period through 2009). This dues increase is still below the dues level of other dental specialty boards. The fees for examination have also been increased in an attempt to offset the increasing costs of the examination as well as the new costs of restructuring. Unfortunately, these increases have only partially offset the increasing costs of test construction and evaluation. At a recent meeting the Board felt that additional increases in dues and examination fees beyond these new levels would be inappropriate as it should not be solely dependent on current diplomates to fund future examination changes. A request for financial assistance to accomplish the restructuring has been made.

— Dr. Tom Taylor, Executive Director, American Board of Prosthodontics, [ttaylor@nso.uchc.edu](mailto:ttaylor@nso.uchc.edu).

## Washington awards two prosth fellowships

The University of Washington School of Dentistry was pleased to announce the choice of Dr. Jennifer Emerson and Dr. Madelyn Fletcher, both of whom are ACP student members, as the 2007 David H. Wands Fellows in Graduate Prosthodontics. This year's decision was unique because of the committee's decision to split the award between two applicants, rather than choosing one over the other, as in previous years.

David H. Wands, D.D.S., M.S.D., and a former UW School of Dentistry faculty member in the Department of Prosthodontics, established a \$500,000 David H. Wands Endowment Fellowship in Graduate Prosthodontics in appreciation of his prosthodontics alma mater. The intent of the fellowship is to provide financial support for graduate students enrolled in the UW Graduate Program in Prosthodontics, leading to the award of a Certificate in Prosthodontics and/or a Master of Science in Dentistry.

"The demand for educators in Prosthodontics is immense," said ACP Member Ariel J. Raigrodski D.M.D., M.S., Associate Professor and Director, Graduate Prosthodontics, Department of Restorative Dentistry UW School of Dentistry. "Consequently, the Wands Fellowship committee determined that it was appropriate and necessary to share the 2007 Wands Fellowship with both Dr. Emerson and Dr. Fletcher in hopes of making a more substantial impact on the future of dental education and on the lives of our graduate students with Dr. Wands' generous gift."

## ACP staff welcomes director of education




The ACP is pleased to announce the appointment of a new Director of Education and Meeting Services, Melissa Kadian. She has nine years of association management experience focusing in the area of continuing education and conference planning. In her most recent position, she was Manager of Education at the Healthcare Information Management Systems Society (HIMSS), where her responsibilities included planning and oversight of large educational meetings and continuing education credentialing. Prior to working at HIMSS, she was the Education Program Manager for the Society for Vascular Surgery where she established a successful continuing education program.

She has also served as a Project Manager at the American Hospital Association, as Manager of Development at the American College of Foot and Ankle Surgeons, and held several positions in continuing education at the American Association of Diabetes Educators. Melissa has B.S. from Fitchburg State College in Fitchburg, Ma. and a M.A. in Counseling Psychology from Boston College in Chestnut Hill, Ma. She is an active member of the Chicago Area Runners Association and recently completed her first marathon in Chicago. She is excited to be with the ACP in her new role.

## Dental student outreach

The Public and Professional Relations Division launched a campaign to attract dental students to the prosthodontic specialty. An ad campaign including placements in publications of the American Student Dental Association featured illustrations of the Top 10 Reasons to Become a Prosthodontist.

1. Become a single care provider.
2. Be part of the heart of dentistry.
3. Lifestyle rewards.
4. Future growth opportunities.
5. Cutting-edge technology.
6. Become a diagnostic expert.
7. Master skills to treat complex patients.
8. Become an opinion leader.
9. Achieve esthetic excellence.
10. Combine the art and science of dentistry.



The list is featured on [www.prosthodontics.org](http://www.prosthodontics.org), and PDF versions of the ads are also available along with other program director resources in the Dental Educators & Students section of the Web site.



# Making Your Money Last

JEFFREY E. WHERRY, CFP, CLU  
T&H FINANCIAL GROUP

As retirement approaches the attitude of an investor often changes from making money into making their money last. "How much income can I safely draw from my portfolio?" is a complex and important question.

Society's concept of retirement has evolved over the last few decades, driven by an increase in living standards demanded by baby-boomers. To understand how long money might last at retirement, it's important to understand the new reality of retirement planning.

## New retirement reality

The concept of retirement is a virtually new phenomenon. A hundred years ago, a person worked until the body broke down then spent the remaining few years of life in the care of their children or grandchildren. Only the fabulously wealthy had an opportunity to enjoy leisure in their later years. The advent of Social Security in 1935 eventually created the "retirement state" in America.

Retirement has since evolved from a short, end-of-life experience to an active time of life discovery. Age 65 is the new "middle age." However, lurking demographic and economic changes may have a negative impact on retirement income.

## Mitigating factors

Three highly unpredictable factors impact a retirement income portfolio – inflation, investment returns and age of death. Inflation dictates that income must grow in order to maintain living standards during retirement years. At an average inflation rate of 3 percent, income must double in order to maintain purchasing power over 25 years.

Advances in medical care, healthier lifestyles and other factors help to prolong life. A couple at age 65 might anticipate a 33 percent chance that one will live into their 90s<sup>1</sup>. Naturally this longevity will require better fiscal responsibility.

Furthermore, retirees today live active lifestyles. Travel, winter homes, gifting and affluent living often means that post retirement income needs often do not decrease significantly from pre-retirement expenses.

## The basic 4 percent solution

As the baby-boom generation crests into retirement, the financial services industry has started researching the best methods of creating retirement income. Multiple studies using different metrics and assumptions have concluded that a "safe" annual withdrawal number is about 4 percent of the capital available in the first year of retirement plus inflation<sup>2</sup>.

This 4 percent figure is just the starting benchmark to determine the "First Year Income." Each year thereafter, withdrawals are based upon increases in the "First Year Income."

For example, let's assume a person retires at age 65 with \$3,000,000. Then, 4 percent of \$3,000,000 is \$120,000, which becomes the "First Year Income"

withdrawal in year one. In year two, assuming a 4 percent inflation rate, the retiree draws \$124,800 (\$120,000 "First Year Income" plus \$4,800 to cover inflation). In year three, the retiree draws \$124,800 plus inflation for that year and so on.

These studies indicate that with a 60 to 70 percent allocation to equities the 4 percent withdrawal rate has a high chance of lasting 30 years or more.

## Beyond the 4 percent solution

Unfortunately, these studies ignore that retirees have some discretion over their annual standard of living. Retirement often encompasses three phases, an active phase that requires higher income, a sedentary stage when spending decreases and the final end-of-life when expenditures may again increase.

Furthermore, retirees may adjust living expenses based upon annual investment cycles. For instance, the big vacation or home improvement project may be scaled back in a year of poor market returns.

Recent studies suggest that the 4 percent initial withdrawal rate may be increased to between 5 to 7 percent subject to certain "withdrawal rules" with a 90 to 100 percent probability of the portfolio lasting 40 years. These rules are complex in nature so we will only review the basic parameters<sup>3</sup>.

## Withdrawal rules

An initial withdrawal rate of about 6 percent may be sustainable for 40 years (assuming an asset allocation of 65 percent diversified equity and 35 percent diversified fixed-income) based upon the following rules<sup>4</sup>:

- If any investment has grown beyond its intended portfolio allocation, draw income from this investment first.
- Do not make a withdrawal from an investment that had a negative return. Instead draw income from cash.
- Increase income each year by inflation but with a cap of 6 percent.
- Do not increase your income if your total portfolio had a negative return in the previous year.
- A Capital Preservation Rule and Prosperity Rule, which are beyond the scope of this report, should also be applied to conserve assets during market contractions or enhance income available during market booms.
- No amount of planning or research can accurately predict exactly how much income a portfolio will provide and these rules should only be followed as a guideline. Retirees should employ the services of a financial professional with an understanding of retirement income portfolio design.
- At the T&H Financial Group, we stay current on the evolving academic research in this particularly important area of financial management to help our clients make sound money decisions before and after retirement.

<sup>1</sup> Society of Actuaries, RP-2000 Table<sup>2</sup> Bengen, William P. "Determining Withdrawal Rates Using Historical Data." Journal of Financial Planning January 1994. Cooley, Philip L., Carl M. Hubbard and Daniel T. Walz. "Retirement Savings: Choosing a Withdrawal Rate That is Sustainable." AAI Journal February 1998. Schlegel, Jeff. "Time and Money." Financial Advisor March 2005. <sup>3</sup> Guyton, Jonathan T. "Decision Making Rules and Portfolio Management for Retirees: Is the 'Safe' Initial Withdrawal Rule Too Safe?" Journal of Financial Planning October 2004. Guyton, Jonathan T., Klinger, William J. "Decision Rules and Maximum Initial Withdrawal Rates." Journal of Financial Planning March 2006. <sup>4</sup> Ibid.

Jointly Sponsored by the American College of Prosthodontists and the University of Washington School of Dentistry



## Esthetic Continuum 2008

August 15-16, 2008

Experience a unique update of esthetic technology and techniques in beautiful Seattle, Washington.



Visit [www.prosthodontics.org](http://www.prosthodontics.org) for more information and to register.





NANCY "DEAL" CHANDLER,  
MA, RHIA, CAE

**Executive Director's Corner**

## Following the North Star

As I reflect on the College's accomplishments this past year, I am reminded of all the groundwork laid by so many of the College's past leaders and volunteers. This became readily apparent when your Board of Directors reconsidered and updated the ACP's Strategic Plan at its June Board meeting. At that time, the Board approved a revised Strategic Plan for 2007-2011, which will guide our College into the future. A critical component of this plan began to develop last December and has grown into a living document that now complements the ACP's Strategic Plan. It is a new multi-year Action Plan which details the key tasks that must be done if we are to achieve our ambitious goals for growing the workforce, leveraging science and technology, and leading innovation in prosthodontic education.


As part of the planning process this year, your Board leaders engaged in what strategic planners call "North Star" thinking. This "North Star" thinking permits us to dream lofty, audacious goals and encourages us to reach toward what many would consider the impossible. Some skeptics might declare that our goals and timetable are too ambitious – but we know that we are one year closer to achieving them based on what has been accomplished so far and because of this "North Star" thinking.

*As part of the planning process this year, your Board leaders engaged in what strategic planners call "North Star" thinking.*

I have had the privilege of working closely and being mentored by many superb leaders over my career, and I want to recognize one person this year who has been the driving force behind our "North Star" thinking. Like Plato needed Socrates to guide his musings, like Harry Potter leaned on Dumbledore's vast cauldron of knowledge, and like Luke Skywalker depended on Obi-Wan Kenobi's guidance and counsel, your President, Dr. Steve Campbell, has turned our vision to the North Star.

It's been a great year for the ACP and the ACPEF – Here's to all the contributions of our ACP leaders of the past, our leaders of today, and our leaders of the future – building on the past, we are forging a new future for the specialty and discipline of prosthodontics. And thank you, Obi-Wan.

# Families *rely on* good foundations;



# Specialists *rely on* Specialists<sup>SM</sup>

Non-Cancellable  
Disability Income Insurance and  
Business Overhead Expense Insurance

**with NEW increased limits to qualifying specialists**

- Life Insurance • Disability Buy/Sell
- Long-Term Care Ins. • Professional Liability
- Business Owners Coverage • Auto/Home

**Insurance Plans at Discounts for ACP Members\***

\*Not all products and/or discounts are available in all states or on all products.

# ACP

AMERICAN COLLEGE OF  
PROSTHODONTISTS®

# Treloar & Heisel, Inc.

Since 1959

*Professional Association Insurance Administrators*

1-800-345-6040

www.treloarandheisel.com



# MEMBER NEWS

## Woody named distinguished alumnus



ACP Fellow Dr. Ronald D. Woody, who is a professor and the Director of Implant Dentistry at Baylor College of Dentistry, received the Distinguished Alumnus in Dentistry Award from Marquette University School of Dentistry. A 1963 graduate, he accepted the award in the spring in Milwaukee at the dental school's awards dinner.

"It is a most humbling and rewarding experience to be recognized by the university, which provided the foundation for my accomplishments over the past 48 years," Woody said.

The award recognizes a Marquette University dental graduate who has shown extraordinary lifetime professional achievement in the areas of dental education, dental research or community service at a local, state, national and international level.

After graduating from dental school, Woody completed an internship and graduate studies in oral biology, a residency in fixed prosthodontics and a postdoctoral fellowship in biomaterials research in the U.S. Army Dental Corps.

During his 21 years in the Army he held a number of important military and academic appointments and was awarded numerous military honors and medals. For the past 23 years Woody has served on the faculty of Baylor College of Dentistry. He has trained more than 100 residents at the college and in the Army, been a journal editor, published numerous journal articles and abstracts and presented more than 200 lectures nationally and internationally.

Woody is a Diplomate of the American Board of Prosthodontics and a Fellow of the ACP, the American and International College of Dentists and the International Team of Implantology. He is past president of the ACP, American Board of Prosthodontics and the American Academy of Fixed Prosthodontics.

He currently serves as a commissioner on the ADA Commission on Dental Accreditation and chairs the ADA Prosthodontic review committee.

## New Members

*(Approved by the Board of Directors during the August and September conference calls)*

### Student Members

Dr. Tamer Abdel-Azim  
Dr. Riad Almasri  
Dr. Ibrshim Al-Munif  
Dr. Diane Antoniu  
Dr. Khalil H. Benkhaial  
Dr. Peter Benson  
Dr. Nihal Bicakci  
Dr. Steven M. Branberg  
Dr. Ada Brincefield  
Dr. Matthew Scott Bryington  
Dr. Emily C. Carter  
Dr. Kelly Cassels  
Dr. Edgar Mauricio Castellanos  
Dr. J-Chieh Chen  
Dr. Kathryn L. Conard  
Dr. William D. Gates  
Dr. Halder Ghloom  
Dr. Christopher M. Hamlin  
Dr. Vinay Jain  
Dr. Matthew B. Kahn  
Dr. Seho Ki  
Dr. Dong Kgung Kim  
Dr. Ahmad M. Kutkut  
Dr. Nathan J. Lewis

Dr. Anfal Mandekar  
Dr. Joseph Pierse  
Dr. Hashem M. Ridha  
Dr. Kevin A. Scotti  
Dr. Panagiota-Eirini Spyropoulou  
Dr. Rosemarie Tan  
Dr. Carlos F. Villanueva  
Dr. Yi-Ming Yang  
Dr. Joon Soo Yi

### Members

Dr. Khanh Chu  
Dr. Ngoc Chu  
Dr. R. Troup Davis  
Dr. Kathryn Shroyer  
Dr. John J. Wahle  
Dr. Jennifer Wiens

### International Members

Dr. Tarek El-Kerdani

### Dental Technician Alliance

Mr. Terry J. Fitzgerald  
Ms. Kimiyo Sawyer

### Academic Alliance

Dr. Luis Grisolia

### Reinstated Members

Dr. Stephen Alfano  
Dr. Beverly K. Attaway  
Dr. Tim R. Avedovech  
Dr. Joo Sung S. Chung  
Dr. Jordan Gray  
Dr. Joseph J. Kravitz Jr.  
Dr. Dan E. Okero  
Dr. Michael Tai  
Dr. Gerald Trkula  
Dr. Judy Chia-Chun Yuan

### Reinstated Student Members

Dr. Diana Lee



ACP President-Elect Dr. David Pfeifer (front row, second from the left) joins members of the ACP Pennsylvania Section during a summer meeting of group.

## ACP Fellow lectures internationally



Dr. S. George Colt, Diplomate of the American Board of Prosthodontics and Fellow of the ACP, gave a presentation on "The Impact of Titanium Root Form Implants in Dentistry Today" at the first ever Global Hellenic Medical Network Conference held in June 7-10, 2007 on the island of Kos, Greece, the home of Hippocrates, "The Father of Medicine."

More than 300 physicians and dentists from around the world attended this conference under the auspices of the Greek Minister of Health and Social Solidarity, and the Federation of Hellenic Medical Societies of North America. The purpose of the conference was to form a base and support system regarding medical science, research, related institutions, as well as to promote the exchange of knowledge and update members on new developments in the diagnosis and treatment of illness.

Dr. Colt said that this conference was an excellent beginning in forming a dialogue between the Diaspora and the Greek State. Dr. Colt has a private Prosthodontic practice in Boston and is also a member of the New England Hellenic Medical and Dental Society.



## Proths partner with dental techs on NYC College of Tech Advisory Board

The New York City College of Technology's Restorative Dentistry Department Advisory Board, which convened in early fall, included three prosthodontists, who are also ACP members — Dr. Stephen Bergen, Dr. Burnie Croll and Dr. Len Kobren. Each contributes valuable information and suggestions to the committee, which strives to develop the interdependent relationship between dentists and dental technicians. The advisory board also has greatly advanced student training and externship opportunities.

The dedicated service of these prosthodontists is greatly appreciated by the staff at City-Tech, including Restorative Dentistry Department Chair Nicholas Manos.

— Submitted by Professor Avis J. Smith, NYC College of Technology; ACP Dental Technician Alliance Member



# Calendar of Events

## JANUARY 2008

**Hawaii Dental Association  
The Hawaii Meeting**  
Honolulu, HI  
Jan. 17-18, 2008  
www.hawaiidentalassociation.net

**Dallas County Dental Society  
2008 Southwest Dental  
Conference**  
Dallas, TX  
Jan. 17-19, 2008  
www.swdentalconf.org

**Metropolitan Denver Dental  
Society 2008 Rocky Mountain  
Dental Convention**  
Denver, CO  
Jan. 17-19, 2008  
www.rmdconline.com

**Missouri Dental Association  
2008 Winter Session**  
Columbia, MO  
Jan. 18-19, 2008  
www.modental.org

**American Academy of  
Craniofacial Pain 16th Annual  
Mid-winter Meeting**  
Tucson, AZ  
Jan. 18-19, 2008  
www.aacfp.org

**American Academy of Dental  
Group Practice 2008 Annual  
Conference and Exhibition**  
Las Vegas, NV  
Jan. 23-26, 2008  
www.aadgp.org

**South Florida District Dental  
Association Miami Winter Meeting**  
Miami, FL  
Jan. 25-26, 2008  
www.sfdda.org

**American Dental Association  
American Dental Political  
Action Committee**  
Chicago, IL  
Jan. 25-27, 2008  
www.ada.org

**Indian Dental Association 61st  
Indian Dental Conference**  
Mangalore, Karnataka, India  
Jan. 25-28, 2008  
www.ida.org.in

**National Association of Dental  
Laboratories NADL 2008  
Vision 21 Meeting**  
Las Vegas, NV  
Jan. 27-29, 2008  
www.nadl.org

**Massachusetts Dental Society  
2008 Yankee Dental Conference 33**  
Boston, MA  
Jan. 30-Feb. 3, 2008  
www.yankeedental.com

## FEBRUARY 2008

**Egyptian Clinical Dental  
Society 13th International  
Dental Congress**  
Cairo, Egypt  
Feb. 1-3, 2008

**Utah Dental Association  
UDA Convention**  
Salt Lake City, UT  
Feb. 14-15, 2008  
www.uda.org

**Academy of Operative Dentistry  
2008 Annual Meeting**  
Chicago, IL  
Feb. 20-22, 2008  
www.operativedentistry.com

**American Equilibration Society  
2008 Annual Meeting**  
Chicago, IL  
Feb. 20-21, 2008  
www.occlusion-tmj.org

**Sacramento District Dental  
Society Annual Mid-Winter  
Convention**  
Sacramento, CA  
Feb. 21-22, 2008  
www.sdds.org

**Chicago Dental Society  
Chicago Midwinter Meeting**  
Chicago, IL  
Feb. 21-24, 2008  
www.cds.org

**American Academy of Fixed  
Prosthodontics Annual  
Scientific Session**  
Chicago, IL  
Feb. 22-23, 2008  
www.fixedprosthodontics.org

**American Academy of Restorative  
Dentistry Annual Meeting**  
Chicago, IL  
Feb. 23-24, 2008  
www.restorativeacademy.com

**Second District Valley Forge  
Dental Conference**  
King of Prussia, PA  
Feb. 27-29, 2008  
www.vfdc.org

**Academy of Osseointegration  
Annual Session**  
Boston, MA  
Feb. 28-Mar. 1, 2008  
www.osseo.org

**MidSouth Dental Congress**  
Memphis, TN  
Feb. 29-Mar. 2, 2008  
www.midsouthdentalcongress.com

## MARCH 2008

**American Academy of Dental  
Practice Administration  
Annual Meeting**  
Santa Ana Pueblo, NM  
Mar. 5-9, 2008  
www.aadpa.org

**Pacific Dental Conference  
at Vancouver**  
Vancouver, BC, Canada  
Mar. 6-8, 2008  
www.pacificdentalonline.com

**Dayton Dental Society Annual  
Clinic Meeting**  
Dayton, OH  
Mar. 12, 2008  
www.daytondentalsociety.com

**Hinman Dental Society Thomas  
P. Hinman Dental Meeting**  
Atlanta, GA  
Mar. 13-15, 2008  
www.hinman.org

**Greater Houston Dental Society  
Star of the South Dental Meeting**  
Houston, TX  
Mar. 27-29, 2008  
www.starofthesouth.org

**American Academy of Esthetic  
Dentistry Esthetic & Restorative  
Update 2008**  
Boston, MA  
Mar. 28-29, 2008  
www.estheticacademy.org

**International College of  
Dentists Continuing Education  
Conference**  
Phoenix, AZ  
Mar. 29-31, 2008  
www.usa-icd.org

**American Dental Education  
Association Annual Session**  
Dallas, TX  
Mar. 29-April 2, 2008  
www.adea.org

## APRIL 2008

**American Association for Dental  
Research Annual Session**  
Dallas, TX  
April 2-5, 2008  
www.dentalresearch.org

**UMKC Dental Alumni Association  
Midwest Dental Conference**  
Kansas City, MO  
April 2-6, 2008  
www.umkc.edu/dentistry

**Oregon Dental Association  
Dental Conference**  
Portland, OR  
April 3-5, 2008  
www.oregondental.org

**Arizona Dental Association  
Western Regional Dental  
Convention**  
Phoenix, AZ  
April 3-5, 2008  
www.westernregional.org

**Arkansas State Dental Association  
121st Scientific Session**  
Hot Springs, AR  
Apr. 4-5, 2008  
www.dental-asda.org

**American Association of  
Endodontists Annual Session**  
Vancouver  
April 9-12, 2008  
www.aae.org

**Academy of Laser Dentistry  
Annual Session**  
San Diego  
April 9-12, 2008  
www.laserdentistry.org

**Minnesota Dental Association  
Star of the North Meeting**  
Saint Paul, MN  
April 10-12, 2008  
www.starofthenorthmeeting.org

**New Orleans Dental Association  
Dental Conference**  
New Orleans, LA  
April 10-12, 2008  
www.nodc.org

**Louisiana Dental Association  
Annual Session**  
New Orleans, LA  
April 10-12, 2008  
www.ladental.org

**American Academy of Orofacial  
Pain 32nd Annual Meeting**  
Los Angeles, CA  
April 10-13, 2008  
www.aapop.org

**Pennsylvania Dental Association  
Annual Session**  
Hershey, PA  
April 10-13, 2008  
www.padental.org

**American Cleft Palate - Craniofacial  
Association Annual Session**  
Philadelphia  
April 14-18, 2008  
www.acpa-cpf.org

**Greater Long Island Dental  
Meeting GLIDM 2008**  
Melville, NY  
April 15-16, 2008  
www.glidm.org

**Michigan Dental Association  
Annual Session**  
Grand Rapids, MI  
April 16-19, 2008  
www.smilemichigan.com

**Alliance of the American Dental  
Association Conference 2008**  
St. Louis, MO  
April 16-19, 2008  
www.ada.org

**Nebraska Dental Association  
Annual Session**  
Omaha, NE  
April 17-20, 2008  
www.nedental.org

**Indiana Dental Association 150th  
Annual Session**  
Indianapolis, IN  
April 23-26, 2008  
www.indental.org

**South Carolina Dental Association  
139th Annual Session**  
Myrtle Beach, SC  
April 23-27, 2008  
www.scdca.org

**District of Columbia Dental  
Society Nation's Capitol  
Dental Meeting**  
Washington, DC  
April 24-26, 2008  
www.dcdental.org

**American Association of Public  
Health Dentistry National Oral  
Health Conference**  
Miami, FL  
April 28-30, 2008  
www.aaphd.org

**American Board of Public Health  
Annual Meeting**  
Miami, FL  
April 28, 2008  
www.aaphd.org

# Classifieds

## PRACTICE FOR SALE

**Arizona (Phoenix/Scottsdale)** – Seeking enthusiastic, caring, success oriented Prosthodontic associate leading to ownership in progressive prosthodontic practice. Enjoy living and working in paradise. Great office with 4 operatories and ideal location with established referral base. State-of-the-art equipment in beautiful, modern, digital 2,150 SF office with option to buy real estate. Nice combination of dental implants, cosmetic dentistry, fixed/removable prosthodontics. 2006 collections \$742K. Serious inquiries to az.dental@yahoo.com.

**Canada (Vancouver, BC)** – Three operatorial referral practice in modern office in heart of the

medical and dental center of Vancouver. Highly skilled staff. Flexible transition. Contact Manfred Purtzki, CA at (888) 668-0629 or manfred@purtzki.com.

**Indiana (Chicagoland)** – Well known practice for sale. Limited to the full scope of complex and challenging prosthodontics for 29 years. 35 miles from ACP Headquarters. Upscale suburban town with excellent school system. 120 mile dia. referral base. Contact: Dr. Richard E Jones 219-644-6651 INJones@aol.com. View: www.ChicagoProsthodontist.com.

**Maryland (Salisbury / Eastern Shore)** – High profit margin prosthodontic specialty practice for sale. Retiring dentist with 35-

year-old practice. Large patient backlog and low competition in the area. Corner the market. High volume implants, dentures, crown and bridge. Call for information (410) 742-4048 (evenings).

**Michigan (Grand Rapids)** – Outstanding fee-for-service prosthodontic practice. Grossed 7 figures in 2005 on four days per week. New building, 2,650 sq. ft. office, five high-tech operatories; digital cameras, digital pano, computerized Dentrix Management Software. One-third fixed, one-third removable, one-third implants. Full service dental lab on premises. Transition to early buyout. Dr. will stay as long as desired. Great community. Rapidly developing medical service/research corridor. 200

research scientists at the Van Andel Institute (600 additional research scientists planned); Michigan State Medical School, numerous local colleges, minor league sports (hockey, arena football and baseball). Close to Lake Michigan beaches, skiing, hunting, fishing. Great place to raise a family. Call Dr. Tim Moore in evenings at home: (616) 942-6838.

**Pennsylvania (Meadville)** – FOR SALE: Board certified Prosthodontist is looking to cut back or completely retire and sell a well established, fee for serviced prosthodontics practice with a large referral base. The practice is located in a small college town in northwestern Pennsylvania, equidistance from Pittsburgh,

Cleveland and Buffalo. The practice includes all areas of prosthodontics and has its own in-house laboratory and is located in its own free standing building. It is in a great recreational area that offers an excellent quality of life. Please call: Office (814)724-4408 or Home (814) 763-3908.

**Virginia (Newport News)** – \$424,000 annual production with low overhead and high net income. Prosthodontic practice. 1,275 square feet, 5 Ops (3 active). Outright sale or Associate with option opportunity. Beautiful, historic Williamsburg / Yorktown / Chesapeake Bay area. DMS: Dental Management Services since 1976. Call: (512) 864-1628.



# Classifieds

## EMPLOYMENT OPPORTUNITY

**California (El Dorado Hills)** – Associate Dentist/Prosthodontist needed in El Dorado Hills, California. State-of-the-art, gorgeous facility – high tech, digital, paperless office. Practice has in-house laboratory and educational training center. We offer high-end esthetic dentistry, implants, and reconstructive services. Affluent community with upscale clientele. Possible partnership in future. Contact Dr. Gene Gowdey, Institute of Esthetic Dentistry, phone (916) 941-2333. Please fax CV to (916) 941-6366.

**California (Roseville)** – Well-established, thriving prosthodontic practice is seeking an associate with partnership buy-in. Modern, 1900 sq. ft. facility with 5 operatories and spacious in-house laboratory with excellent referral base. Gross annual income exceeds 1.1 million. Roseville is a rapidly growing city near Sacramento. Board eligible/certified preferred. Please e-mail resume to jsobieralski@surewest.net.

**Florida (Gainesville)** – Prosthodontics Vacancy Announcement: Assistant/Associate/Full Professor Position Number #00002528

The Department of Prosthodontics is seeking applications for a tenure-track or clinical-track (non-tenure) full-time Assistant/Associate/Full Professor position. Responsibilities will center on predoctoral and graduate level, didactic, preclinical and clinical instruction, participation in intramural faculty practice, and include opportunities for research collaboration. Minimum requirements include a DDS, DMD or equivalent degree. Participation in a postgraduate prosthodontics program which includes surgical implant placement experience is desirable. Certificate from an ADA-accredited postgraduate prosthodontics program, board certification in prosthodontics or active progress toward board certification is preferred. Salary and academic rank is commensurate with credentials and experience.

The University of Florida is an Equal Opportunity Institution dedicated to building a culturally diverse and inclusive faculty and staff. The selection process will

be conducted in accord with the provisions of Florida's "Government in the Sunshine" and Public Records Laws. Search committee meetings and interviews will be open to the public, and all applications, resumes, and other documents related to the search will be available for public inspection.

As part of the application process, applicants are invited to complete an online confidential and voluntary self-disclosure card. This information is stored within GatorJobs and is accessible by job number to Faculty Development (when needed to fulfill reporting obligations). The self-disclosure form can be found at: <http://www.hr.ufl.edu/job/datacard.htm>.

Initial review of applications will begin on December 3, 2007 and will continue until an applicant pool is identified. Applicants should send curriculum vitae, a statement describing their interest in the position, referencing requisition #0704047, and at least three letters of recommendation to:

Luisa F. Echeto DDS, MS  
Clinical Assistant Professor  
Search Committee Chair  
Department of Prosthodontics  
P.O. Box 100435  
Gainesville, Florida 32610-0435

Or, the information can be sent electronically to: [lechetod@dental.ufl.edu](mailto:lechetod@dental.ufl.edu).

Any questions regarding the position may be directed to Dr. Echeto at (352) 273-6907.

For more information about the UF College of Dentistry, visit: [www.dental.ufl.edu](http://www.dental.ufl.edu).

**Illinois (Chicago)** – The Department of Restorative Dentistry at the University of Illinois at Chicago, under the leadership of Stephen D. Campbell, DDS, MMSc, is seeking applications for three full-time faculty positions (non-tenure track) at the Clinical Assistant/Associate Professor levels. Responsibilities include preclinical and clinical instruction in all aspects of Prosthodontics and Restorative Dentistry. Opportunities for teaching exist at the Pre-doctoral and Advanced Program level and include implant prosthodontics. Qualifications include a DDS/DMD degree and advanced training in Prosthodontics (board

eligibility desirable, but not required). Candidates with training and/or experience in research will be preferred.

For fullest consideration, applications should be received by December 1, 2007. Review of applications will begin immediately and continue until the positions are filled. Salary and academic rank commensurate with experience and qualifications. The positions will begin August 16, 2008. Applicants should forward a cover letter, C.V. and names of three references to Ms. Kimberly Taylor, UIC College of Dentistry (M/C 621), 801 S. Paulina Street, Chicago, IL 60612 or e-mail [kitaylor@uic.edu](mailto:kitaylor@uic.edu). Please reference Job Code: RDCAPCL in your cover letter. AA/EOE.

**Ohio (Columbus)** – The Ohio State University College of Dentistry, Section of Restorative and Prosthetic Dentistry, is seeking applications for a full-time tenure or clinical track position at the assistant/associate professor level in prosthodontics. Duties to begin as soon as possible and include preclinical and clinical teaching. Advanced training in prosthodontics is preferred. Applicants must be eligible for licensure in Ohio. An intramural practice opportunity is available for up to one day per week. Salary and rank are set commensurate with the candidate's qualifications and experience. The Ohio State University is an Equal Opportunity Affirmative Action Employer. Qualified women, minorities, Vietnam-era Veterans, disabled veterans and individuals with disabilities are encouraged to apply. Send supporting documents to Dr. Stephen F. Rosenstiel, Section Head, Section of Restorative and Prosthetic Dentistry, Postle Hall, 305 W. 12th Avenue, Columbus, Ohio 43218-2357. Phone: (614) 292-0941 or E-mail: [rosenstiel.1@osu.edu](mailto:rosenstiel.1@osu.edu).

**Maine (Portland)** – Quality oriented prosthodontic / restorative practice seeks an experienced practitioner with advanced prosthetic training for associateship leading to future partnership. Practice with a highly motivated staff of professionals in a modern facility complimented by an in-house, nationally recognized laboratory in one of the most

beautiful, rapidly growing coastal areas of New England. Call: Prosthodontics Associates, P.A. @ (207) 775-6348.

**Massachusetts (Wellesley Hills)** – Well-regarded suburb west of Boston - Internationally recognized prosthodontic and implant practice devoted to excellence and leading edge care seeks prosthodontic associate. Ultra-modern office with internal lab and implant surgical OR. Candidate should have interest in becoming or be board certified. Opportunity for growth and ownership. Please e-mail cover letter and resume/curriculum vitae to: [pschnitman@aol.com](mailto:pschnitman@aol.com)

**Texas (Houston)** – The University of Texas Dental Branch at Houston invites applicants for a full-time faculty position in the Department of Prosthodontics. Responsibilities include clinical and pre-clinical teaching to undergraduate dental students, scholarly activity, and service including participation in a new intramural faculty practice. Candidates should also be qualified to obtain a license to practice dentistry in Texas. The applicant must have a DDS/DMD degree recognized by the Commission on Dental Accreditation of the American Dental Association and be eligible for licensure in the State of Texas or practice under a Faculty License through the Dental Branch.

Previous teaching or private practice experience preferred. Advanced training in Prosthodontics is required. The appointment is expected to be the Clinical Assistant or Clinical Associate Professor level. The University of Texas Health Science Center at Houston is an equal opportunity employer, M/F/D/V, and a non-smoking environment.

Women and minorities are encouraged to apply. This is a security sensitive position and thereby subject to Texas Education code #51.215. A background check will be required for the final candidate. Please submit a letter of application, curriculum vitae and list of three references to: Dr. Thomas L. Huff, The University of Texas Dental Branch at Houston, 6516 M.D. Anderson Blvd., Suite 422, Houston, TX 77030.

## At Your Service...

For questions regarding your membership, ACP programs and events or general inquiries, please contact the ACP headquarters at 800-378-1260; fax: 312-573-1257 or visit our Web site at [www.prosthodontics.org](http://www.prosthodontics.org).

**Nancy "Deal" Chandler, MA, RHIA, CAE, Executive Director** Ext. 230 or [dchandler@prosthodontics.org](mailto:dchandler@prosthodontics.org)  
*Management of overall College and Foundation operations.*

**Carla Baker, MBA, Associate Executive Director, Membership Services and Outreach** – ext. 222 or [cbaker@prosthodontics.org](mailto:cbaker@prosthodontics.org)  
*Membership benefits, state sections, database administration and any membership-related inquiries.*

**Lauren Dethloff, Director, Communications and Marketing** – ext. 223 or [ldethloff@prosthodontics.org](mailto:ldethloff@prosthodontics.org)  
*ACP marketing materials and products, media and public relations, Messenger newsletter, Web site, and other College communications.*

**Jennifer Jackson, Administrative Coordinator** – ext. 221 or [jjackson@prosthodontics.org](mailto:jjackson@prosthodontics.org)

*Receptionist and administrative support for all College departments and staff.*

**Melissa Kabadian, Director, Education and Meeting Services** – ext. 227 or [mkabadian@prosthodontics.org](mailto:mkabadian@prosthodontics.org)  
*Information on continuing education programs and the ACP Annual Session.*

**Jack Kanich, Manager, Finance and Administration** – ext. 228 or [jkanich@prosthodontics.org](mailto:jkanich@prosthodontics.org)


*Financial and account payable/receivable.*

**Pamela Insley Krueger, MS, Director, ACP Education Foundation** – ext. 226 or [foundation@prosthodontics.org](mailto:foundation@prosthodontics.org)

*Oversees ACEPF programs and fundraising including corporate partnerships and individual donor relations. Also handles ACP sponsorship opportunities.*

**Nathalie Williams, Sections Manager** – ext. 229 or [nwilliams@prosthodontics.org](mailto:nwilliams@prosthodontics.org)  
*Supports Sections including Regional Director Elections and online resources.*

## Membership participation: key to success



BY DAVID L. PFEIFER, D.D.S., M.S., M.ED., EDITOR-IN-CHIEF

All members of the American College of Prosthodontists will need to play a primary role to ensure our future success. It's a fabulous opportunity. In years past, many Sections have suffered or reduced activity as evidenced by a lack in meetings, poor responsiveness to required annual reports and a decline in leadership roles noted by the lack of participation in our House of Delegates. While this is not representative of all the ACP Sections, clearly it remains an indication of the need for change that was considered by the House of Delegates during this year's Annual Session.

It's time for a grass roots awakening and I am confident it will all evolve providing the appropriate strategy is applied to rejuvenate our activities at the local level. The centerpiece of any positive movement must appeal to the individual members and let them become more involved... and yes, it requires some volunteerism and enthusiasm on behalf of everyone. When I speak of grass roots, it should not be in terms of a central meeting gathering of all available prosthodontists for a given state. While this is certainly desirable, it is not always practical.

I realize Northern California may not be the typical representation of other Sections but it happens to be my local experience and allows me to make the point. Centralized Section meetings have occurred in the past but not consistently. Communication prevailed via e-mail but the main event of activity in Northern California has been with Chapters. Traditionally we have held an annual Chapter meeting sponsored by the California Section and hosted by the University of California at San Francisco. The event attracts prosthodontists from Northern California to enjoy a social evening and become familiarized with current academic information provided by the prosthodontic residents' presentations.

*The centerpiece of any positive movement must appeal to the individual members and let them become more involved... and yes, it requires some volunteerism and enthusiasm on behalf of everyone.*

Approximately three years ago, we decided to organize a local meeting creating another ACP Chapter in the Walnut Creek Area located east of the San Francisco Bay. This is a meeting of local ACP prosthodontists, dental technicians of the ACP Alliance, and the addition of several interested prosthodontic residents from the USCF program. While the evening program could have guest speakers similar to a study club, the preference was a social dinner evening with informal discussions ranging from new practice opportunities to common problems encountered in private practice such as dental laboratory activity. When this group was initially asked if they would like an annual meeting, a resounding request for a quarterly gathering ensued and the pattern followed since inception. I share the story as it is something that has worked and in some form will probably work in many other locations.

This example may differ depending on community memberships but ties are very strong with local groups regardless if they are located within an institutional setting, or either a rural or urban private practice setting. Granted some areas in the U.S. where members are sparse in number, it may require marketing efforts to new prosthodontists or enticement by a simple telephone conversation. Remember, it only takes two or three to have a meaningful evening and don't forget to include our Alliance partners along with the fact that we are growing. I think we all agree there will be a continued demand for our services but look at how great that need was just a couple years ago. With the assistance of Dr. Kent Nash, I have shared some regional population/prosthodontists ratios to realize the demand is enormous.<sup>1</sup> (See Did You Know illustration on the Cover of this issue.) We will continue this representation of the regions in future issues of the *Messenger*.

Our Central Office Staff is there for you as well, lending remarkable and dedicated services. We have the potential to create a fabulous support system for the Sections in the year ahead.

It's time for members to step forward starting at the local level. Develop meeting opportunities to share your experiences, attend the educational programs such as those offered by our Center for Prosthodontic Education and during the Annual Session, and certainly support the financial needs for our future growth and other initiatives with contributions to the American College of Prosthodontists Education Foundation. The timing couldn't be better to embrace the opportunity.

<sup>1</sup>2005 American College of Prosthodontists Private Practice Survey

## The ACP Messenger

The ACP Messenger is published quarterly by:



AMERICAN COLLEGE OF PROSTHODONTISTS®

211 E Chicago Ave, Suite 1000  
Chicago, IL 60611

Phone:  
800.378.1260

Fax:  
312.573.1257

E-mail:  
acp@prosthodontics.org

Web site:  
www.prosthodontics.org

### Editor-in-Chief

Dr. David L. Pfeifer  
David L. Pfeifer, D.D.S. Dentistry  
1220 Rossmoor Pkwy  
Walnut Creek, CA 94595  
Phone: (925) 935-5800  
Fax: (925) 935-5822  
Email: d.pfeifer@comcast.net  
Web site: www.prosthodontics.org/  
Web/DavidLPfeiferDDSDentistry

### Director of Communications and Marketing

Lauren Dethloff  
Phone: (800) 378-1260 Ext. 223  
E-mail: ldethloff@prosthodontics.org

### Design

Publications Associates, Inc.

### Print Production

R.R. Donnelley

### Advertising Sales

M.J. Mrvica Associates, Inc.  
Phone: (856) 768-9360  
Fax: (856) 753-0064

© 2007

American College of Prosthodontists  
All Rights Reserved  
Printed in the United States of America  
ISSN 0736-346X

### Classified Advertising Policy

The *ACP Messenger* reserves the right to accept materials and require publication prepayment.

The advertiser agrees to assume all liability for content of ads printed and must be fully authorized for use of the ad's content, including but not limited to: persons' names and pictures, testimonials and any copyrighted or trademarked material. In consideration of the publication of advertisements, the advertiser will indemnify and hold the publisher harmless from any loss or expense arising out of an advertisement.

To ensure consistent style, advertisements will be subject to editing. The ACP reserves the right to decline or withdraw advertisements at its discretion.

### Place An Ad

To place an ad, download a classified ad insertion form by visiting [www.prosthodontics.org](http://www.prosthodontics.org) and clicking on ACP Products and Publications. E-mail or fax the completed form to Lauren Dethloff, director of communications and marketing, at [ldethloff@prosthodontics.org](mailto:ldethloff@prosthodontics.org) or 312.573.1257.

Classified ads are \$55 for the first 60 words and \$1 for each additional word, for ACP members. The non-member rate is \$110 for the first 60 words and \$1 for each additional word. The minimum charge is \$55. Photos are an additional \$50. Photos must be e-mailed as a high resolution (300 dpi or more) .jpg or .tiff file. Photos will be reduced to approximately 2 x 3". Photos are limited to one per ad and are subject to approval.

Payment by check, American Express, Visa, Mastercard or is required prior to placement. Contact Lauren Dethloff at the ACP Central Office with questions, 800.378.1260, ext. 223.



# Achieving long-term implant esthetics

with Laser-Lok<sup>®</sup> microchannels

## Laser-Lok<sup>®</sup>

is a precision laser collar surface treatment that was developed to control cellular growth and direct hard and soft tissue attachment onto dental implants. The result of over 15 years of evidence-based research and documented clinical trials, the patented 8 and 12 micron Laser-Lok<sup>®</sup> channels play a vital role in inhibiting epithelial downgrowth, attaching and retaining crestal bone and engineering a biological width and tissue attachment.

To learn more about Laser-Lok<sup>®</sup> microchannels and the significant impact they are having on long term implant esthetics, register today for our Laser-Lok<sup>®</sup> Evening program. Come hear leading clinicians describe their clinical success with this new and exciting scientific breakthrough.

## Event Locations & Dates:

Pasadena, CA • November 15, 2007

Miami, FL • December 12, 2007

Palm Beach, FL • December 13, 2007

Los Angeles, CA • January 10, 2008

New York, NY • January 17, 2008

Houston, TX • February 20, 2008

Dallas, TX • February 21, 2008

Nashville, TN • March 18, 2008

Philadelphia, PA • March 20, 2008

Washington, DC • March 27, 2008

St. Louis, MO • April 17, 2008

Toronto, ON • May 08, 2008

## Participating Faculty:

John Ricci, PhD

Stuart Froum, DDS

Maurice Salama, DMD

Michael Pikos, DDS

Craig Misch, DDS, MDS

To reserve your spot, contact the BioHorizons Education Department at 205-986-1238 or by email at [lgriffin@biohorizons.com](mailto:lgriffin@biohorizons.com)

**Space is limited, please register early.**

**BIOHORIZONS<sup>®</sup>**  
SCIENCE • INNOVATION • SERVICE



$$A = \pi (r_1 \times s_1 - r_2 \times s_2)$$

$$M = F \times r$$

# Astra Tech BioManagement Complex™

— function, beauty and biology  
in perfect harmony

The success of an implant system cannot be determined by one single feature alone. Just as with all natural systems, the delicate balance is maintained by the interaction of different but equally important features.

The Astra Tech BioManagement Complex™ is a unique combination of interdependent features that helps to support the natural balance, and ensures long-term clinical success by stimulating bone growth, providing bone preservation, soft tissue health and architecture. To put it simply: function, beauty and biology in perfect harmony.



**OsseoSpeed™**  
— more bone, more rapidly

**MicroThread™**  
— biomechanical bone stimulation

**Conical Seal Design™**  
— a strong and stable fit

**Connective Contour™**  
— increased soft tissue contact zone and volume

**ASTRATECH  
DENTAL**

**ASTRA**  
ASTRATECH

 A company in the  
AstraZeneca Group