

**3 New Sections**

*The News Source for Members of the American College of Prosthodontists*

# The ACP Messenger

## College Hosts Dental Specialty Group

**F**ulfilling its role as parent organization of the specialty of prosthodontics, the American College of Prosthodontists hosted the Dental Specialty Group meeting at the Four Seasons Hotel in Chicago for the first time on July 21, 1993.

The Dental Specialty Group consists of the eight ADA recognized dental specialties. Participants include the president, president-elect and executive director of each specialty organization.

*Several participants commented that the meeting was one of the most productive meetings ever held by the Dental Specialty Group*

The task of hosting the meetings rotates among the eight specialty organizations. This year the job of hosting falls to the specialty of prosthodontics, and hence to the College.

The Dental Specialty Group usually meets twice a year. This year, in addition to the July meeting in Chicago, there will a meeting on



**Team Approach.** Participants at the Dental Specialty Group meeting included, from left: Dr. Ronald D. Woody, President, ACP; Dr. Leonard S. Tibbetts, President-Elect, AAP; Dr. Donald F. Adams, Vice-President, AAP; Dr. Daniel Lew, President-Elect, AAOMS; and Dr. Peter F. Johnson, President-Elect, ACP.

November 6 in San Francisco during the American Dental Association's annual session.

The July meeting was unique in that guests were invited from the American Dental Association and the Commission on Dental Accreditation.

The ADA was represented by Dr. Jack H. Harris, President; Dr. James H. Gaines, President-Elect; and Dr. John S. Zapp, Executive Director.

The ADA representatives discussed the association's position on health care reform, organizational changes in the ADA staff structure, communication between the ADA and dental specialties, the ADA strategic plan, and licensure by credentials.


In the afternoon, the Dental Specialty Group welcomed Dr. Newell H. Yaple, Chair of the Commission on Dental Accreditation and Council on Dental Education. Dr. Yaple was joined by seven colleagues who were either members of the Commission or its staff. The Commission representatives and members of the Dental Specialty Group engaged in a lively discussion of such topics as the proposed requirement that directors of advanced specialty education programs be board certified, specialty representation on the Commission, and communication between the Commission and the specialties.

*Continued on page 3*



**Dr. Ronald D. Woody (second from left) welcomes ADA representatives to the Dental Specialty Group meeting. From left: Dr. James H. Gaines, President-Elect; Dr. Woody; Dr. Jack H. Harris, President; and Dr. John S. Zapp, Executive Director.**





Ronald D. Woody, DDS

**I**t's difficult to believe that this is my final report to the membership as president. It has been said that people remember events and programs but not the individuals who made it happen. I do want to emphasize the accomplishments and future

direction of the College due to the current officers, Board of Directors, committees, members, and staff whose tireless efforts have made our progression possible this year.

The year began with the Council on Dental Education recognizing the American College of Prosthodontists as the sponsoring organization for the specialty of prosthodontics and sponsor of the American Board of Prosthodontics. This single event has made a significant change in the recognition of the College and its equal status with other specialty organizations in the eyes of the ADA and other national organizations.

The College has met our new responsibilities with outstanding results. The College was the sponsor this year of the Dental Specialty Group composed of the presidents, presidents-elect, and executive directors of the eight ADA recognized dental specialties. For the first time the College organized a meeting with the ADA leadership and the Commission on Dental Accreditation as part of the agenda for the July meeting. The meeting was an unquestionable success with many important initiatives being established in the common pursuit of all specialties. The voice of the specialties was raised to a new level of recognition.

### *The College has met our new responsibilities with outstanding results*

The Journal of Prosthodontics (JP) has made great strides this year in publishing four issues and receiving an increasing number of quality manuscripts. Dr. Kenneth Stewart and staff are to be commended on the JP's advancement and its foundation for the future. We are looking forward to further advancement of the JP under the direction of our new editor, Dr. Patrick Lloyd, and achieving our goal of having the JP be the premier journal in prosthodontics.

When you receive this issue, the FPO Goals and Objectives meeting and House of Delegates will have been completed. If member organizations of the FPO determine not to


continue with the current structure of the FPO, the College will present an alternative position. The position statement will delineate a framework for the College's responsibility for the specialty and discipline of prosthodontics and a mechanism for providing a voice for associated prosthodontic organizations. This is an important issue and requires careful thought, deliberations, and action to provide what is best for prosthodontics.

Many other accomplishments have been completed this year. The restructured Board of Directors and committees have worked effectively under the new structure and have greatly increased our efficiency in the administration of meetings and reports. The Goals and Objectives meeting resulted in a new streamlined document which will provide the College direction over the next five years. The related Goals and Objectives survey of younger College members emphasized the importance of increase communication with this segment of our membership and input of their needs and expectations for prosthodontics. The Public and Professional Relations Committee is embarking on an aggressive program backed with sufficient funds for pilot studies in three select cities. This will provide the foundation for our much needed public relations strategies for the future.

The establishment of a Chicago office this year has paid many dividends. It has been instrumental in our dealings with the ADA and other specialties and will need continued development to meet the many responsibilities and requirements of the College in the future.

We still have other projects to accomplish this year. The House of Delegates will have their first official meeting in Palm Springs. I am optimistic on its success and responsibility as the authoritative body of the College which is most representative of College membership. Our Annual Session looks outstanding this year due to the efforts of Chairman Charles Goodacre, John Burton, David Schwab, Linda Wallenborn, and numerous committees. It has been a goal to have our Annual Session the single most important prosthodontic meeting in the country. This year's meeting is a great start in the realization of that goal.

I would like to take this opportunity to personally thank all the officers, Board of Directors, committees and members for the support you have given me this year. My deepest appreciation to David Schwab and Linda Wallenborn whose everyday support made possible my survival as president which can easily be a full-time position. It has been the greatest honor, privilege and highlight of my professional career to serve as your president. I am looking forward to seeing you in Palm Springs. ♦



Patrick M. Lloyd, DDS, MS

**I**t is with mixed feelings that I leave my post as the editor of *The ACP Messenger*.

As with everything lately, it seems like only yesterday I began my term. How vividly I remember a meeting in a quaint Evanston restaurant back in the fall of

1990 with David Schwab, then our new executive director, and Carol Neiger, a graphic designer. There we worked out a new image and format for the College's newsletter, and of course, selected the name. We wanted to create something that would acquire its own identity, advance the issues facing our specialty, and represent us outside of our own realm. Looking back now, three years and eleven issues later, I do believe we were successful.

Much of the credit for the success of *The ACP Messenger* goes to those College members who supplied the reports, the stories, and the photographs. They "made the news" and we on the editorial board shared it with others. Our graphic designers, Carol Neiger and Lisa Plefka, have given each issue a unique look and organized the content to be reader-friendly. Linda Wallenborn, the College's central office director, has checked proper names and provided useful information. Our two associate editors, Drs. Dale Cipra and R. Bruce Coye, have added variety to style and perspective of reporting. And what publication could survive without a managing editor? Someone who keeps things on track, smoothes off the sharp edges, gets people moving, and writes key stories. This was yet another hat worn by our executive director, David Schwab.

This has been a great position to have with the College. I have met so many interesting people, learned so much about our profession, and had the opportunity to help shape the future of our specialty—what an experience!

It is with a heightened professional zeal, intensity and personal commitment to the specialty that I now look to serve the College in an expanded capacity, as the Editor-in-Chief of the Journal of Prosthodontics.

Cordially,

Patrick M. Lloyd, DDS, MS  
Editor-in-Chief  
*The ACP Messenger*



# Board Prep Course Gaining in Popularity

**T**he Board Preparation Course, offered each year at the annual session, has had a positive effect on the pursuit of board certification in prosthodontics. There has been a steady increase in the percentage of new diplomates who have taken advantage of the course during the last five years.

Of the 27 prosthodontists achieving diplomate status this year, 74% had taken the course at least once. And over three quarters had attended the course two or more times. Also, half of the new diplomates benefited from the

latest version of the ACP Study Guide, which was revised in 1992.

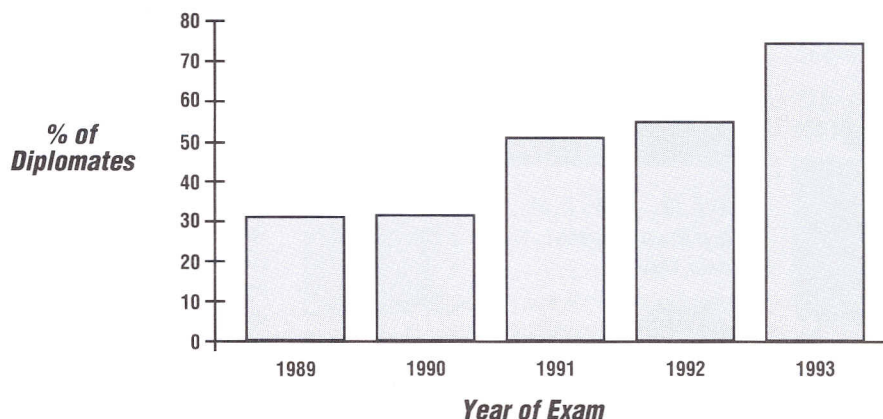
"Encouraging trained prosthodontists to become board certified has always been a major goal of the College" said Dr. Peter F. Johnson, President-Elect. Dr. Johnson was Chair of the Education and Advancement Committee when the Board Preparation Course was first offered. "The success of the course has far exceeded the expectations of our committee," he continued.

The Board Preparation Course provides a review of the basic concepts of fixed, removable,

and maxillofacial prosthodontics. Candidates also learn about the format of the examination and can ask questions directly to the President and Executive Director of the Board.


The 1993 course in Palm Springs features patient presentations by two of the 1993 diplomates, Drs. Bruce G. Valauri and Vincent J. Mariano. It is scheduled for Wednesday, October 27 from 8:00 a.m. until 5:00 p.m. (See page 9 for further details.) ♦

*Percentage of New Diplomates who Completed Board Preparation Course*



## The ACP Messenger

The ACP Messenger is published quarterly by:



The American College of Prosthodontists  
Send address changes to:  
ACP  
1777 N.E. Loop 410, Suite 904  
San Antonio, TX 78217

### Editor-in-Chief

Patrick M. Lloyd, DDS, MS  
604 North 16th Street  
Milwaukee, WI 53233  
(414) 288-7417  
FAX (414) 288-3586

### Associate Editors

Dale L. Cipra, DDS  
Ohio State University  
305 West 12th Avenue  
Columbus, OH 43210

R. Bruce Coyle, DDS  
1441 Avocado Avenue, #508  
Newport Beach, CA 92660

### Managing Editor

David Schwab, Ph.D.  
Executive Director, ACP  
980 North Michigan Avenue  
Suite 1400  
Chicago, IL 60611  
(312) 214-6360

### Central Office Director ACP

Linda L. Wallenborn  
1777 N.E. Loop 410, Suite 904  
San Antonio, TX 78217  
(210) 829-7236

### Design

NeigerDesignInc.

### Production

W.B. Saunders Co.

© Copyright 1993  
The American College of Prosthodontists  
All Rights Reserved ISSN 0736-346X

## College Hosts Dental Specialty Group

*Continued from page 1*

Several participants commented that the meeting was one of the most productive meetings ever held by the Dental Specialty Group.

Dr. Ronald D. Woody, President of the College, chaired the meeting and was singled out for his adept handling of a complex agenda.

At the November meeting of the Dental Specialty Group, representatives of the American Association of Dental Schools will be in attendance to discuss issues of mutual concern.

Between now and November, the College will be busy planning for that meeting and following up with items from the July meeting. ♦



**Peter Goulding Honored.** ACP President Dr. Ronald D. Woody (L) presents a plaque to Peter C. Goulding, Executive Director, Federation of Prosthodontic Organizations, for 15 years of service to the Dental Specialty Group.





**A**n excellent and varied educational program has been planned for the 24th Annual Session. Thursday will focus on "Classic Prosthodontic Presentations." These presentations will be updated versions given by the individuals who developed, refined or published classic information on the topic. These presentations will afford everyone a unique opportunity to hear this group of individuals whose names have become household words to prosthodontists and graduate students. Several members have asked that spouses be invited so they can hear these classic presentations. Everyone enthusiastically encourages their attendance.

Concurrent sessions will occur on Thursday afternoon and again on Saturday. The Thursday afternoon concurrent session will be a series of practice management lectures.

**This year's annual session will be held at the beautiful Wyndham Hotel in Palm Springs, California, October 28-30. A complete list of the educational and social activities appears below to help you finalize your plans for attending this meeting. An "Activities Registration Form" and a "Hotel Registration Card" were included with the previous issue of the Messenger and mailed to you again with your new membership roster. If you still need these forms, call the Central Office at (210) 829-7236.**

## Thursday Morning, October 28

**8:00 A.M. - 8:45 A.M.**

**"I'm a Prosthodontist, You're a What? — Update 1993"**




**Howard M. Landesman, DDS, MEd**

In 1981, in an effort to ascertain the lay public's understanding of what a prosthodontist is, 300 people in the Southern California area were sampled. Four percent of this sample population knew what a prosthodontist was. Twelve years later a new sample population was once again asked, "What is a prosthodontist?" The results are presented with a bit of humor.

**8:45 A.M. - 9:30 A.M.**

**"Decision Making in Implant Prosthodontics: Scientific Rigor or Anecdote?"**



**George A. Zarb, DDS, MS**

Treatment choice and effectiveness in prosthodontics has largely depended on educated anecdote and asseveration. The trade-off between the need for prosthetic intervention per se and the biologic price inherent in certain therapeutic endeavors has demanded strict concerns regarding clinical decision making and treatment outcomes. The technique of implant prosthodontics is certainly one that has focused such concerns.

Clinical research and opinion in this area have elicited both clinical euphoria and polarization given the newer possibilities for resolving the predicaments of partial or complete edentulism. The past decade has witnessed clinical trials, as well as highly relevant exemplary reports on the application of the osseointegration technique. It is now necessary to compare the merits of implant prosthodontics to traditional therapies, and to

determine those criteria which comprise optimal functional and aesthetic restoration, minimal risk or morbidity, and cost concerns. This paper seeks to provide a systematic and rational basis for the identification of such criteria.

**9:30 A.M. - 10:00 A.M.**

**"Difficult Denture Birds—Persistent Survivors"**




**Alex Koper, DDS**

The number and varieties of these feathered songsters continue to flourish despite the many advances in complete denture therapy. This presentation will review some previously portrayed songsters and describe a few new species.

**10:30 A.M. - 11:15 A.M.**

**"A Review of the Science of Color"**



**Jack Preston, DDS**

In spite of many phenomenal advances in esthetic restorative care, shade selection and color remain challenging procedures. This presentation will review the principles of color science and their relevance to prosthodontics.

**11:15 A.M. - 12:00 Noon**

**"Private Prosthodontic Practice: An Updated Report"**



**Keith Dickey, DDS, MBA**

This presentation serves as the introduction to the afternoon's concurrent private practice seminar. Very recent and as yet unpublished data will be reported from a national survey of private prosthodontic practitioners and will include items such as income, overhead expenses, staff size and characteristics of the practice.



**Thursday Afternoon, October 28  
Concurrent Session**

**1:30 P.M. - 2:15 P.M.**

***"Restoration of the Severely Worn Dentition"***




**Kenneth A. Turner, DDS**

Severe occlusal wear presents a unique challenge to the prosthodontist. Determination of the etiologic factors, accurate evaluation of vertical dimension and appropriate sequencing of restoration are essential to a predictable restorative result and a favorable prognosis.

**2:15 P.M. - 3:00 P.M.**

***"Research — The Past Was Current"***




**R. Sheldon Stein, DMD**

This presentation will cover the investigation process of the pontic, occlusion, emergence profile and recent findings relative to titanium castings.

**3:30 P.M. - 4:00 P.M.**

***"Principles of Obturator Prosthesis Design"***




**Ronald P. Desjardins, DMD, MSD**

Acquired maxillary defects vary in size and location. Obturator prostheses used to rehabilitate these defects must restore physiologic function and esthetics while generating minimal stress to remaining structures. Optimal use of residual structures as well as defect contours will often permit reasonable support, retention

and stability of the prosthesis without generating excessive destructive forces to the remaining structures. This presentation will emphasize use of the acquired defect contours to aid in obturator prosthesis support, retention and stability in partially edentulous, edentulous, and osseointegrated implant patients. Use of such contours will ideally reduce the stress generated to residual structures and/or implants.

**4:00 P.M. - 4:30 P.M.**

***"A Historical Review of Occlusal Concepts and Schemes for Removable Prosthodontics"***




**Brian Lang, DDS, MS**

The principles in the design of the occlusal surfaces for artificial teeth will be presented. When possible, the concepts behind these occlusal forms will be supported by past and current research. The significance of the occlusal morphology of artificial teeth as they relate to the biomechanics of implant supported prostheses will also be covered. Every attempt will be made to correlate this information to the realities of patient care in a clinical setting.

**4:30 P.M. - 5:00 P.M.**

***"The RPI Removable Partial Denture"***



**Frank J. Kratochvil, DDS**

This presentation will discuss the development of the RPI removable partial denture, modifications that have been made and current approaches to the design concept.


**Thursday Afternoon, October 28  
Concurrent Session**

**1:30 P.M. - 5:00 P.M.**

***"The Business of Prosthodontics — Establishing, Communicating, and Collecting Fees"***

Practicing quality dentistry today means the doctor must not only be a superb clinician but an astute business person as well. This panel of nationally recognized speakers will explore three important areas in the business of dentistry today.

***"The Number Game—Know Your Practice by the Numbers"***



**Mr. Art Wiederman, CPA, CFP**

The profit margin in dentistry has continued to decline over the last 20 years making it more and more difficult for the doctor to provide a high quality service while earning a respectable living. Budgeting and monitoring becomes imperative in controlling a healthy overhead for a modern prosthodontic practice. Learn how to evaluate your overhead and set goals for a successful prosthodontic business.

Learn how to evaluate your overhead and set goals for a successful prosthodontic business.

***"Utilizing a Financial Team"***



**Ms. Andrea Clasen**


The most critical aspect of successful fee presentation in the prosthodontic office is the ability for the patient to perceive the value of the proposed dentistry. The art of communicating value takes an entire team of well trained individuals supporting the doctors treatment plan. Learn how each team member impacts the patient's perception of quality and case acceptance. Understand how the Treatment Coordinator brings the entire treatment plan together for the patient, presenting the fee at the appropriate time and in the appropriate setting.

***"Creating Financial Flexibility"***



**Ms. Pamela Strother**

Making treatment affordable and creating a Win-Win situation for the prosthodontic practice as well as the patient becomes a must with the patient's shrinking discretionary dollar. The dental team needs to be able to offer viable alternatives for patient payments in these times of economic recession. Learn how to easily deal with patients delaying necessary dental treatment due to insurance or financial issues resulting in a higher case acceptance rate for the dental team.




*A tram ride and dinner are scheduled as a major social event on Friday.*



## Friday Morning, October 29

**8:00 A.M. - 9:00 A.M.**

***"Interdisciplinary Treatment:  
The Five Keys to Success"***



**Vincent G. Kokich,  
DDS, MSD**

Decision making in restorative dentistry has become more complex. Today, the clinician may choose from a variety of treatment alternatives to select the appropriate solution to a specific restorative problem. Scientific advances have led to the development of new


techniques which further complicate therapy by involving other dental specialties in the treatment process. Multiple practitioners and complex plans can either produce disastrous or spectacular results. The difference lies in the operation of the interdisciplinary process. This presentation will highlight the five keys for successfully managing treatment for the interdisciplinary patient.

**9:00 A.M. - 10:05 A.M.**

***John J. Sharry Research Competition***

**10:30 A.M. - 11:00 A.M.**

***"The Assessment of Implant Mobility"***



**Lance Ortman,  
DDS, MS**

The majority of the literature state that successful dental implants are "immobile."

This study was designed to quantitate the mobility of implants as well as determine the load applied to implants by the measuring device (Periotest Instrument). The measuring device was calibrated against a known standard and over 50 successful implants were tested for mobility. The data suggest that the Periotest is capable of accurately and precisely quantifying implant mobility and that successful implants are not "immobile," but have a range of acceptable mobility.

**11:00 A.M. - 12:00 Noon**

***"Physiological Basis for Routine Clinical  
Success with Rigid Endosseous Implants"***



**W. Eugene Roberts  
DDS, Ph.D.**

Successful healing, integration and long-term viability of a rigid endosseous implant depend on: 1) metabolic status, 2) vascularly-mediated healing potential, 3) biocompatibility, 4) optimal surgical technique, 5) remodeling of devitalized bone, and 6)

favorable biomechanical conditions. Bone is highly adaptable within its physiological range of loading but is susceptible to atrophy and pathological overload under extreme conditions.

## Friday Afternoon, October 29

**2:00 P.M. - 5:00 P.M.**

***Educators/Mentors Seminar***

**2:00 - 2:15 P.M.**

***Introduction***

***Moderator: Dale L. Cipra, DDS***

**2:25 - 3:00 P.M.**

***"Genesis," A PC Program for Teaching  
Sectional Anatomy***




**John Negulesco,  
MS, Ph.D.**

The establishment of computer tomography (CT) and magnetic resonance (MRI) instruments as reliable diagnostic apparatuses enabled this presenter to suggest that traditional dissections and the teaching of Gross Anatomy may be significantly

enhanced by addition of anatomical slices (ASL). The PC program "Genesis" was developed to introduce the student to ASL (transverse and coronal sections) enriched by corresponding CT, MRI windows and osteology from all regions of the body. The students' evaluations indicate that the program boosts curiosity, encourages involvement and stimulates higher level thinking in an old science which remains the basis of medical and dental practice.

**3:00 - 3:50 P.M.**

***Computerized Removable Partial Denture Design***



**Frank Wiebelt,  
DDS, MS**

The presentation will demonstrate a Hypercard™ program which aids in the design of removable partial denture frameworks. The program has created and classified all 65,536 possible combinations of missing teeth using the Kennedy classification system.

Major connector selections and rest placement is determined by a synthesis of information including, user preferences, location and strength of abutment teeth, interactive questions, and location of the axis of rotation.

**3:50 - 4:40 P.M.**

***Utilization of the Macintosh II Series  
Computer for Education and Monitoring of  
Complete Denture Prosthodontics***



**Meade Van Upten,  
DDS, MS**

This presentation will discuss research involving the development and use of the Apple Macintosh II series computer in conjunction with video image processors in clinical-educational settings. Also discussed will be the use of computers for the develop-

ment of lecture series directly from the computer using Aldus Persuasion, a frame-grabber with genlock function and a projection television and pharmacology data bases for clinical use using Hypercard™. Another area of interest is expert systems such as Iliad. The development of graphic databases for removable partial dentures and complete dentures will also be discussed.

**4:40 - 5:00 P.M. Panel Discussion**

**2:00 - 5:00 P.M. TABLE CLINICS**

(See page 5)

**2:00 - 5:00 P.M. SECTIONS MEETING**

With the advent of the House of Delegates the Sections will take on a whole new responsibility and direction. Each section will need to become more aware of the activities of other Sections around the country and disseminate this information to their membership. Issues that affect how a prosthodontist can practice in one state can have an impact on other areas of the country. Four to six of the very active Sections will make presentations and then there will be less formal round table discussions.



**Saturday Morning, October 30  
Concurrent Session**

**8:00 A.M. - 9:00 A.M.**

***"Oral Pathology in the Prosthodontic Patient"***



**Charles Tomich,  
DDS, MSD**

This presentation will cover a number of the more common pathologic conditions which are seen in the prosthodontic patient, particularly the elderly edentulous patient. Topics will include injuries associated with dentures, reactive lesions, pre-neoplastic lesions, malignant neoplastic lesions, and salivary gland diseases. The various lesions/diseases will be amply illustrated with slides.

**9:00 A.M. - 10:00 A.M.**

***"Communicating Value for the Dollar to Patients in a Prosthodontic Practice."***  
***(Back by Popular Demand)***



**David Schwab,  
Ph.D.**

Prosthodontists perform some of the most exacting procedures in dentistry, yet patients often fail to appreciate the value of prosthodontics. Attendees will learn how to increase case acceptance and collections, communicate the value of advanced prosthodontic procedures to patients, distinguish the prosthodontic practice from a general dental practice, and increase referrals from patients and professionals.

**10:30 A.M. - 11:15 A.M.**

***"Harnessing the Full Power of the Personal Computer for the Diagnosis and Treatment of Dentofacial Deformities"***



**Melvin Wishan,  
DDS, MDS**

Computer technology has virtually exploded over the last 12 years. "Super computers" no longer are for only the corporate giants or the government. Dentistry has learned how to harness this power for the mutual benefit of doctor and patient. Desktop machines may be used to store and manipulate text, numbers and photographic quality images. This multifactorial usage has enabled practitioners of dentistry to use the personal computer for

anything from charting, billing, and word processing, to diagnosing and treatment planning anything from a single crown to the predictive imaging of treatment results of orthognathic surgery, before treatment is rendered.

Change in the practice of dentistry is occurring so fast at times it is difficult to stay on top. Meeting this challenge of change and learning how the personal computer fosters change are main topics of this presentation. Watch in awe, with the technology of multimedia, as the computer that is first used to diagnose and treatment plan, then after completing those tasks is used for presentation and counseling.

**11:15 A.M. - 12:00 Noon**


***"The Secret of Motivation"***  
***Ms. Pamela Strother***

What you say and how you say it can motivate your patients to accept your high quality care or turn them off to dentistry altogether. Learn the secrets of positive patient motivation and the importance of a comprehensive new patient interview. Discover communication techniques for the entire dental team that will result in quality patient relationships ensuring a network of loyal patients, motivated to accept treatment and willing to tell their family and friends all about you and your dental team.

**Saturday Morning, October 30  
Concurrent Session**

**8:00 A.M. - 9:30 A.M.**

***"New Paradigms in Endodontics"***




**Clifford J. Ruddle  
DDS**

Frequently, potential or strategic abutments exhibit a wide range of endodontic concerns and raise questions as to their utilization in prosthetic dentistry. Dr. Ruddle will use graphic illustrations, photographs, and clinical cases to show dramatic breakthroughs that have evolved in endodontic concepts, armamentarium, and clinical techniques. This presentation will address relevant topics of strategic importance to the dental team, whose vision is to create endodontic success for its patients.

**9:30 A.M. - 10:00 A.M.**

***"Strengthening Dental Ceramics"***




**Stephen  
Rosenstiel,  
DDS, MSD**

Ceramics are the most esthetic and biocompatible of the available dental restorative materials. Unfortunately they are liable to catastrophic failure due to fracture. High strength materials have overcome some of these deficiencies, but problems remain and ceramics are still unsuitable for high stress applications. Currently research is aimed at developing improved materials and processes that will impact future dental practice. The presentation will summarize the current state of the art of dental ceramics and highlight future developments.


**10:30 A.M. - 11:15 A.M.**

***"TMD Prosthodontics - Diagnosis, Treatment and Management Goals"***



**Kenneth L.  
Hilsen, DDS**

TMD Prosthodontics has had little or no direction in the past decade. Controversy associated with occlusal schemes, condylar positions, and treatment modalities have caused confusion. For the first time, this presentation will provide an organized, systematic approach to an important and growing area of prosthodontics. The information that will be presented has been prepared by the ACP Committee on TMD with the participation of invited recognized authorities through national workshops sponsored by the ACP.



**Cosmo DeSteno,  
DMD, Ph.D.**

**11:15 A.M. - 12:00 Noon**

***"Anatomical Considerations for Dental Implant Procedures"***



**Terry T.  
Tanaka, DDS**


Dental implant placement must be based on a clear understanding of the underlying anatomical structures and Dr. Tanaka will show a videotape that illustrates the following: 1) how to determine predictable bone support, 2) when ridge augmentation is required, 3) how effective are current imaging and 3-D bone modeling techniques, 4) are nerve (mandibular) repositioning techniques a viable option and 5) a demonstration of several sinus lift ("tenting") procedures.



## Saturday Afternoon, October 30 Concurrent Session

**1:00 P.M. - 1:45 P.M.**

***"Malpractice for the Prosthodontist"***



**James F. Smith,  
DDS, JD**

As a prosthodontist/attorney, Dr. Smith will review dental malpractice trends and provide insight into the exposure of prosthodontists to potential lawsuits. A review of dental malpractice trends and some insight as to the vulnerability of a prosthodontist.

**1:45 P.M. - 2:30 P.M.**

***"Now, How Do You Collect the Fee?"***


**Ms. Andrea Glasen**

Patients undergoing extensive prosthodontic treatment with appointments lasting between 6 months to 2 years often get tired of the process and forget their initial financial commitment. The key to financial success with the patient is the Treatment Coordinator's clear financial communication prior to the beginning of treatment and

the financial team's periodic communication with the patient throughout the course of treatment. Learn how to negotiate the initial commitment and track the patient's financial obligation on a regular basis. Experience positive "gentle reminders" that will motivate the patient to keep their financial commitment as well as strengthen the patient/practice relationship.

**2:30 P.M. - 3:00 P.M.**

***"Esthetic and Functional Considerations for Implant Restoration of the Partially Edentulous Patient"***



**Donald Reikie,  
DDS, MSc**

Establishing esthetic yet hygienic prosthesis contours will be reviewed in conjunction with soft tissue recontouring when indicated. Numerous CeraOne and EsthetiCone (Nobelpharma) restorations will be used to illustrate treatment goals in

restoring the partially edentulous esthetic zone. Discussions will also include an alternative to bone grafting the sinus when placing maxillary posterior implants.

**3:00 P.M. - 3:30 P.M.**

***"The Periotest® Method of Framework Fit Evaluation"***



**Kenneth B. May,  
DDS, MS**

This presentation will discuss research data regarding the feasibility of using the Periotest® instrument to determine if implant prosthetic parts are fitting properly.

## Saturday Afternoon, October 30 Concurrent Session

**1:00 P.M. - 1:45 P.M.**

***Indications and Contraindications for Immediate Endosseous Dental Implant Placement into an Extraction Site***

**Kenneth K.S. Lee, DDS**

Not all extraction sockets are suitable sites for the immediate endosseous dental implant placement. However, a highly predictable and desired successful therapeutic result can be achieved in such instances if sound implant placement protocols are followed. Documented clinical cases will be utilized to illustrate the indications as well as the contraindications for the placing immediate dental implants.

**1:45 P.M. - 2:30 P.M.**

***"Periodontal - Prosthetic Considerations for the Single Tooth Implant"***

**Perry Goldbert, DDS  
Marvin Werbitz, DDS**

Single tooth replacement by means of root form implants present a formidable challenge for the implant team—patient expectations and

demands being every bit as stringent as those for conventional fixed restorations. The buccolingual, vertical, and angular position of the implant, as well as its soft tissue environment, are critical determinants to the ultimate esthetic result. This presentation will illustrate the importance of these factors and demonstrate, by means of clinical case presentations, how careful planning and execution of both the surgical and restorative phases of treatment can avoid potential complications, thereby enabling us to create predictable, functional, and esthetic implant supported restorations.

**2:30 P.M. - 3:00 P.M.**

***"Orthognathics or Not?  
Orthognathic Surgery and Prosthodontists"***  
**J. K. Sutherland, DDS**

The presentation endorses the multidisciplinary approach to treatment of dental/skeletal abnormalities. Clinical examples of orthognathic surgery plus prosthodontic therapy are reviewed from the initial diagnostic phase

through to completion of treatment. When indicated, combination therapy can lead to results not possible with prosthodontics alone.

**3:00 P.M. - 3:30 P.M.**

***"The Conical Seal Design Implant"***  
**Michael Moscovitch, DDS**

The prosthodontic clinical aspects of the Astra's Tech's conical seal will be discussed. This implant is a self-tapping parallel sided titanium threaded cylinder. It is placed without the need for countersinking. The Conical Seal Implant receives prosthetic components internally. The clinical focus will be on the aspects that are familiar and similar to other systems as well as the ability to adapt to standard prosthodontic protocols.



**An outstanding and updated course**

will be moderated by Drs. Kenneth Malament, Arthur Nimmo and Carl J. Andres. The course will include new diplomates showing the patient presentations they used as part of the new examination format as well as an opportunity to ask questions of the President and Executive Director of the American Board of Prosthodontics. Tickets for this activity are \$80.00 with the Study Guide, or \$45.00 without the Study Guide. A continental breakfast, luncheon and refreshments at break times are included.


**Schedule**

**8:00 - 8:15 A.M.**

**Introductory remarks**

**8:15 - 9:15 A.M.**

**Introduction/Passing statistics**




Exam format and summary of criterion grading

**Kenneth A. Malament, DDS, MScD**

**9:15 - 9:45 A.M.**

**New Diplomate - Patient Presentation (Phase II, Part 1)**



**Vincent J. Mariano, DMD**

**9:45 - 10:00 A.M.**

**BREAK**

**10:00 - 10:30**

**New Diplomate - Slide Presentations (Phase II, Part 2)**


**(Fixed and Removable treatments)**



**Bruce G. Valauri, DDS**

**10:30 A.M. - 12:00 P.M.**

**Removable Prosthodontic Theory**



**Arthur Nimmo, DDS**

Anatomy, Impressions, Maxillomandibular Relations, Esthetics, Occlusion, RPD Framework Design, Fixed/Removable Relationships

**12:00 - 1:00 P.M.**

**LUNCH**

**1:00 - 1:30 P.M.**

**Dr. James Schweiger, President, American Board of Prosthodontics**

The Board's Perspective

**Dr. William D. Culpepper, Executive Director, American Board of Prosthodontics**

Application Procedures

**1:30 - 3:00 P.M.**

**Maxillofacial Prosthodontic Theory**



**Carl J. Andres, DDS, MSD**

Cancer, Clefts, Acquired Defects, Prosthesis Design, Impressions, Radiation Therapy, Maxillofacial Materials

**3:00 - 3:15 P.M. BREAK**

**3:15 - 5:00 P.M.**

**Fixed Prosthodontic Theory Dr. Malament**

Diagnosis and Treatment Planning, Preparation, Impressions, Lab Procedures, Occlusion, Implants

The Research Committee has concluded its evaluation of the entries for the 1993 John J. Sharry Prosthodontic Research Competition. Fifteen abstracts were received from nine different prosthodontic programs. Six semifinalists were asked to submit manuscripts:

**David D. Carrier, DDS**

Naval Dental School, Bethesda, Maryland  
**"In-Ceram® Failure Behavior and Core-Veneer Interface Quality as Influenced by Residual Infiltration Glass"**  
 Sponsor: J. Robert Kelly, DDS, MS, DMSc

**Gary E. Cook, DDS**

**"The Effect of Various Fabricating Materials, Luting Agents, and Cementation Techniques on the Retention of Provisional Crowns"**  
 Sponsor: Richard J. Goodkind, DDS, MA

**\*Charles K. Harvey, DDS**

Naval Dental School, Bethesda, Maryland  
**"Hertzian Stress - Cracks as Failure-origins during In-Vitro Testing"**  
 Sponsor: J. Robert Kelly, DDS, MS, DMSc

**\*Barbara B. King, DDS, MS**

Wilford Hall USAF Medical Center and The University of Texas Health Science Center, San Antonio, Texas  
**"Gypsum Compatibility of Antimicrobial Alginate following Spray Disinfection"**  
 Sponsor: Robert L. Engelmeier, DMD, MS

**\*Allan D. Linehan, DMD, MS**

Wilford Hall USAF Medical Center and The University of Texas Health Science Center, San Antonio, Texas  
**"Passive Fit of Implant Retained Superstructures Improved by Electric Discharge Machining (EDM)"**  
 Sponsor: Robert L. Engelmeier, DMD, MS

**Russell A. Wicks, DDS, MS**

University of Texas Health Science Center San Antonio, Texas  
**"An Evaluation of Fit in Osseointegrated Implant Components Using Torque/Turn Analysis"**  
 Sponsor: Waldemar G. deRijk, MS, DDS, PhD

Investigators identified with an asterisk (\*) will present their research papers during the annual session in Palm Springs beginning at 9:00 a.m. on Friday morning October 29th. College members attending the session will have an opportunity to judge the three finalists and chose the winner. The first place award is \$1250, second place is \$750, and third place is

*Continued on page 12*



# Activities for the Annual Session

**P**alm Springs is an exceptional location for this year's annual meeting. Daytime temperatures will be 75-80 degrees with lots of sunshine. There is an abundance of excellent golf courses in the area and a wide variety of other outdoor activities.

## WEDNESDAY, OCTOBER 27

**Golf Tournament.** Details will be given in the next issue of the Messenger.

**Tennis Tournament.** A tournament will be held at the Hilton Racquet Club. The Club pro is Kurt Haggstrom who is known for his serve that has been clocked at 136 mph.

### 6:30 P.M. - 10:00 P.M.

**Welcome to Palm Springs Dinner.** Start your working holiday in Palm Springs with a fun evening of renewing old acquaintances, making new friends, and sampling some of the fine cuisine in Palm Springs. Enjoy a memorable evening with great food at our kickoff event.


## THURSDAY, OCTOBER 28

### 1:00 P.M. - 4:30 P.M.

**Trip to Desert Hills Factory Stores.** 52 sensational factory outlet stores. Buses will leave the hotel at 1:00 P.M. and return by 5:00 P.M.

### 6:00 P.M. - 8:00 P.M.

**Annual Cocktail Party.** President Ron Woody has planned special surprises for this event which will be held in the magnificent outdoor atrium of the hotel surrounding the swimming pool complex.



*The famous trees that give Palm Springs its name.*

## FRIDAY, OCTOBER 29

### 12:00 Noon - 2:00 P.M.

**Annual Luncheon/Awards.** A special guest speaker has been planned that will be of interest to both members and spouses. Mr. Lew Bennett is the Senior Vice President of Danek, Inc., an orthopedic implant manufacturer. He lectures extensively to orthopedic surgeons, presenting special business and management seminars. From his 40 years of success he will discuss how he became successful and how to interview people and determine who will be a good employee and who will be successful. He is an outstanding motivational speaker.



**Mr. Lew Bennett**

### 2:30 P.M. - 6:00 P.M.

**Shopping trip to El Paseo.** Over 250 outstanding quality stores. The desert area's world-class shopping avenue featuring designer fashions, unique boutiques, art galleries and an international array of fine restaurants. Transportation will leave the hotel at 2:30 P.M.

### 4:30 P.M. - 9:00 P.M.

**Tram Ride and Dinner.** This evening will afford everyone a unique opportunity to ride the Palm Springs Aerial Tram, one of the world's most spectacular. It takes you through a breathtaking mountain ravine to the top of Mt. San Jacinto at 8516 feet. Buses will leave the hotel at 4:30 P.M. so the spectacular daylight view can be enjoyed from the mountain top station. A jacket is recommended for the cool temperatures at that altitude. Dinner will be served in the restaurant overlooking the beautiful mountain scenery and valley below. The tram ride down the mountain after dark with all the lights shining across the desert valley equals the splendor of the ride up the mountain.



## SATURDAY, OCTOBER 30

### 12:00 Noon - 2:00 P.M.

**Spouses luncheon and speaker.** Following the luncheon a presentation will be made by Ms. Marilyn Meberg entitled "The Healing Power of Laughter." She will examine the value of humor from the psychological, medical and spiritual perspectives. You will not want to miss this stimulating, informative and humorous talk. Ms. Meberg has been featured at retreats, seminars, luncheons and national and international conferences. She is author of "Choosing the Amusing" and three nationally marketed tape series. No stranger to life's difficult times, Marilyn recently lost her husband to a two-year battle with cancer. Her incredible ability to face the future with hope is most evident in her presentations.



**Ms. Marilyn Meberg**

### 6:30 P.M. - 10:30 P.M.

**President's Reception and Dinner.** An outstanding evening of excellent food, entertainment and music has been planned as the closing event for the meeting.

## Discount Airfare and Car Rental Rates

The College has secured discount air fares and car rental rates for members attending the annual session. Members are advised to call the College's official travel agent, Sue Turner, for all their annual session travel needs:

Sue Turner  
Decatur Travel Agency, Inc.  
800-969-4754



# A Sampling of Available Leisure Activities

**Joshua Tree National Monument.** Over 800 square miles of magnificent desert scenery and rock formations with Joshua trees, flora and wildlife. Mojave and lower Colorado deserts join to form the monument.

**Moorten's Botanical Garden.** Internationally famous living museum. Nature trails, 2,000 varieties of giant cacti, trees, birds, succulents, flowers and nursery.

**Palm Springs Desert Museum.** Privately funded art and natural science facility, featuring several galleries. Annenberg Theater, sculpture gardens, fine permanent collections and top changing exhibitions, lectures, concerts, classes, field trips, reference library. American Indian artifacts, rugs, basketry, sculpture, paintings, tapestries, architecture and miniatures.


**Idyllwild.** A mountain community nestled in the forest wilderness with art galleries, hiking trails, restaurants, shops.

**Indian Canyons.** Majestic vistas, towering cliffs and the serene beauty of Andreas, Murray and Palm canyons. Trading post, picnic grounds, hiking and horse trails.

**Living Desert.** 1,200-acre desert interpretive center surrounded by the Santa Rosa Mountains. Featuring exotic birds and animals, a fascinating "after-sundown" exhibit of live native mammals and reptiles, and a bookstore/gift shop. Botanical gardens depict North American deserts.

**Date Gardens.** The Coachella Valley is the "Date Capital of the World," with worldwide shipping. Palm groves have thrived here since the 1800s. Date ranches are open to visitors.

**Casino Morongo.** Bingo and poker emporium open 24 hours daily, featuring high stakes



*Spectacular scenery and a great climate await attendees in Palm Springs.*



*The beautiful Wyndham hotel will be the site of this year's annual session.*

bingo. Hold'Em, High-Low Split, Stud, Omaha, Pan, Asian Poker and Morongo Aces.

**Indio Bingo Palace & Casino.** 24-hour casino, Pan, Hi-Lo, Texas Hold'Em and Omaha style card games. French, standard and Million Dollar MegaBingo.

**Celebrity Tours.** Guided one- and two-hour fun sightseeing tours to movie star homes, and country clubs.

**Jeep Tours.** Wilderness Jeep tours with knowledgeable desert guides through rugged terrain.

**Hot Air Balloon Adventures.** Rise with the sun or fly into the sunset and experience ballooning at its finest. Several companies have balloons available.

**Map of the Stars.** Self guided tours are available using a map to direct you to celebrity homes.

## Spouses Activities

### WEDNESDAY, OCTOBER 27

**4:30 P.M. - 9:00 P.M.**

Welcome to Palm Springs Dinner. Aerial tram ride, dinner and music.

### THURSDAY, OCTOBER 28

**8:30 A.M. - 12:00 Noon**

Hospitality Room Open, Continental Breakfast available. Tables for card playing.

**1:00 P.M. - 4:30 P.M.**

Trip to Desert Hills Factory Stores

**6:00 P.M. - 8:00 P.M.**

Annual Cocktail Party

### FRIDAY, OCTOBER 29

**8:00 A.M. - 12:00 Noon**

Hospitality Room Open. Continental Breakfast available. Tables for card playing.

**12:00 Noon - 2:00 P.M.**

Spouses invited to Annual Luncheon with guest speaker Mr. Lew Bennett who will tell his success story and discuss how to interview people and determine who will be successful.

**2:30 P.M. - 6:00 P.M.**

Shopping trip to El Paseo

### SATURDAY, OCTOBER 30

**8:00 A.M. - 12:00 Noon**

Hospitality Room open. Continental Breakfast available. Tables for card playing.

**12:00 Noon - 2:00 P.M.**


Luncheon with special guest speaker Ms. Marilyn Meberg who will talk on "The Healing Power of Laughter"

**6:30 P.M. - 10:30 P.M.**

President's Reception and Dinner



## Terry Eggleston Elected to Laboratory Certification Board



**Dr. Terry L. Eggleston,**  
*Chairman Ad Hoc  
Committee on Dental  
Laboratory Services*

**Dr. Terry L. Eggleston,** Santa Rosa, California, has been elected to a three-year term as a Trustee to the National Board of Certification of Dental Laboratories (CDL Board).

This Board is responsible for establishing and maintaining the standards required for the voluntary national

program of credentialing dental laboratories.

"I am looking forward to working with technicians at the national level," said Eggleston. "The College has long been an ardent supporter and has actively promoted both the Certified Dental Laboratory and Certified Dental Technician programs."

Eggleston is filling the position reserved on the CDL Board for a dentist-trustee nominated by the Federation of Prosthodontic Organizations. He succeeds William A. Jennings, Rockville, Maryland, who was the first nominee to serve on the Board.

A unique blend of experience makes Dr. Eggleston an excellent member of the CDL

Board. He began his dental career as a technician in the US Naval Dental Corps and became a Certified Dental Technician (CDT) in 1975. A graduate of the University of California at San Francisco School of Dentistry in 1981, he completed his specialty training in prosthodontics in 1986 and achieved Diplomate status in the American Board of Prosthodontics in 1987.

Eggleston currently chairs the Ad Hoc Committee on Dental Laboratory Services of the American College of Prosthodontists and is President of the California Section of the ACP. It was during his tenure that the College formulated a policy statement on the role of the dental laboratory technician in shade selection. This policy statement has been adopted by many other dental organizations and serves as a standard on the issue.

The National Board for Certification of Dental Laboratories has a 15 year record of certifying laboratories. Criteria emphasized in the certification process include facilities, personnel qualifications and in infection control procedures. Close to 5000 laboratories are certified nationwide, including commercial dental laboratories, laboratories in private dental offices, schools, military, and manufacturer's facilities. ♦

## Pagan and Lloyd Featured Speakers at Southwest Prosthodontic Society Meeting

**Functional esthetics and Geriatrics** were the themes of the annual meeting of the Southwest Prosthodontic Society. The two-day meeting was held June 4-5 in Fort Worth, Texas.

"We had an outstanding program this year," said Dr. Mark E. Connelly, President of the Southwest Prosthodontic Society. "Issues in esthetics and treatment of the elderly are subjects of major interest to our members."

The Southwest Prosthodontic Society is the oldest prosthodontic organization in Texas. It was founded in the early 1940's. Dr. J.D. Larkin, a distinguished Life Fellow of the College who passed away in 1992, was a charter member.

The Society holds its annual meeting at different locations throughout the state. The 1994 meeting is scheduled for June in San Antonio. ♦



**Dr. Mark E. Connelly(L), President of the Southwest Prosthodontic Society, thanked Dr. William J. Pagan, Director V.A.M.C. Dentistry San Juan, Puerto Rico.**

## Active Membership of Dental Specialties

**T**here are over 29,000 active members in the eight ADA recognized dental specialty organizations. Orthodontics ranks highest with 12,049 active members and oral pathology eighth with 720. The American College of Prosthodontists is the sixth largest specialty organization, with just 500 fewer members than the American Association of Endodontists.

### Dental Specialty Organization

Active Members	Members
American Association of Orthodontists	12,049
American Association of Oral and Maxillofacial Surgeons	3,797
American Academy of Periodontology	3,745
American Academy of Pediatric Dentistry	3,447
American Association of Endodontists	2,987
<b>American College of Prosthodontists</b>	<b>2,462</b>
American Association of Dental Public Health Dentistry	815
American Academy of Oral Pathology	720

## Sharry Finalists Named

*Continued from page 9*

\$500. All finalists receive an ACP award plaque and Study Guide for the American Board of Prosthodontics. A contribution equal to the monetary awards will be sent to the finalists' institutions for use by prosthodontic program directors in advancing prosthodontic research.

The 1993 research competition program is co-sponsored by Warner-Lambert, Co. and the ACP Education Foundation. ♦



## GNYAP Holds Innovative Meeting

The Spring Scientific Meeting of the Greater NY Academy of Prosthodontics offered members and guests a unique program format. A Treatment Plan Session, lead by 4 fellows of the Academy, was the center piece of the meeting. Drs. Morton Amsterdam, Daniel Budasoff, Arnold Rosen, and Daniel Sullivan served as panelists.

Prior to the meeting each panelist received a comprehensive report for a patient requiring prosthodontic treatment. This included a videotape recording of the clinical examination, diagnostic casts, restorative/periodontal charting, and a complete series of dental radiographs. During the meeting, panelists

presented and defended their individual treatment plans, explaining the rationale for specific aspects of their plans and responding to queries from attendees.

The meeting also included presentations by Drs. Alan Broner, Michael Moscovitch, Udo Schutte, and Robert Wright.

All prosthodontic graduate students in the Northeast, those presently in training as well as those who had graduated within the last five years, were invited to attend as Academy guests.

This year's meeting was hosted by the New York University College of Dentistry. ♦

## It Pays to Communicate with Dental Lab


As many as 25 percent of completed restorations that come back from dental laboratories are not what dentists thought they would be receiving, writes George J. Obst in *Northwest Dentistry*.

A survey of U.S. dental laboratories revealed that the reasons for the failures fall into three categories:

- instructions are difficult to read;
- instructions are not detailed enough;
- impressions are incomplete and difficult to interpret.

Obst notes that dentists can significantly enhance communications with the dental laboratory by devoting time to the process to build trust and confidence. In return, dentists can reasonably expect a certain level of performance from their laboratories, he notes.

Good laboratories will take the time to listen and understand dentists' needs, document specific preferences, use the best proven materials, keep up with the latest dental advances, and offer case alternatives and options. ♦



The GNYAP meeting featured (L to R) program chair Dr. Dennis Tarnow; panelists Drs. Arnold Rosen, Daniel Sullivan, Morton Amsterdam, and Daniel Budasoff; and President Dr. Harold Litvak.

## Health Care Expenses Shift

The federal government's Health Care Financing Administration reports a shift of health care expenditures from households to business to government, according to an item in a recent ADA Washington Report.

The HFCA report says that in the 1960's households paid for most of their health care out-of-pocket. In the 1970's, that shifted to business, which purchased insurance for employees, and to governments via the Medicare and Medicaid programs.

In 1991, government health care spending for the first time exceeded that of private business and households, representing 35% of expenditures.

The study indicates that Americans households have avoided paying a larger share of the mounting national health care bill while business makes ends meet by substituting benefits for wages and taking advantages of preferential tax treatment of health coverage. ♦

## AAMP Offers Trauma Course

The American Academy of Maxillofacial Prosthetics has organized a program on the care of traumatic injury patients. Scheduled for the afternoon of October 27, 1993 during the AAMP's annual session in Palm Springs, this course will demonstrate the surgical and prosthetic coordination necessary to obtain optimum treatment prognosis. Topics covered include: surgical reconstruction following traumatic injury from both an ENT and oral surgery standpoint and the maxillofacial prosthetics associated with comprehensive care. In addition, there will be lecture on "How to Photograph and Document Traumatic Injuries," both for educational purposes and medical recording.

For information on the course and registration materials contact: Dr. Carl Andres, Department of Prosthodontics, Indiana University School of Dentistry, 1121 W. Michigan Street, Indianapolis, IN 46202. ♦

## Mark Your Calendars for Future ACP Meetings

1993, October 28-30  
Wyndham, Palm Springs, California

1994, November 3-5  
Hyatt Regency, New Orleans, Louisiana

1995, October 19-21  
Hyatt Regency Crystal City,  
Washington, D.C.


1996, October 3-5  
Hyatt Regency Crown Center,  
Kansas City, Missouri

1997, November 6-8  
Stouffer Resort  
Orlando, Florida



## Elections of Board Officers

New officers of the Board were elected during the June meeting. These included: Dr. James W. Schweiger, President; Dr. Ronald D. Woody, Vice President; and Dr. Robert S. Staffanou, Secretary-Treasurer. Their terms of office will begin on September 1, 1993. Dr. Edward J. Plekavich had been previously elected by the active diplomates to serve on the Board. He replaces Dr. Robert M. Morrow whose term of office expired on August 31, 1993. ♦



*Dr. James W. Schweiger  
President, American Board  
of Prosthodontics*

### President

Dr. James W. Schweiger  
Columbia University  
630 West 168th St.  
New York, NY 10032

### Vice President

Ronald D. Woody  
Baylor College of Dentistry  
3302 Gaston Avenue  
Dallas, TX 75246

### Secretary-Treasurer

Dr. Robert S. Staffanou  
Baylor College of Dentistry  
3302 Gaston Avenue #330  
Dallas, TX 75246

### Members of the Board

Dr. Howard M. Landesman  
Dr. Richard S. Grisius  
Dr. Charles J. Goodacre  
Dr. Edward J. Plekavich

## Life Members of the Board

Life members are requested to participate in the activities of the Board. Your advice and counsel are always welcomed. Especially important is your participation in the election of new Board members.

The Executive Director of the Board needs assistance in updating the records of retired members. If you have moved since you last had contact with the Board, please inform his office of your new address. This will assure that you are included in all applicable mailings. ♦

## New Diplomates

The following candidates were successful in completing the Phase II examination and were certified on June 25, 1993.

Dr. David C. Appleby, Philadelphia, PA  
Dr. Luis J. Blanco, APO AE  
Dr. Susan E. Brackett, Oklahoma, OK  
Dr. Nancy R. Chaffee, Lincoln, NE  
Dr. John Y. Chai, Chicago, IL  
Dr. Stephen R. Cohen, Cherry Hill, NJ  
Dr. Robert V. Elia, North York, Ontario, Canada  
Dr. William C. Elton, Aurora, CO  
Dr. Andrea D. Jackson, Forestville, MD  
Dr. Brian M. Kabcenell, Rye, NY  
Dr. Bruce A. Kennedy, Jacksonville, AR  
Dr. Rafael E. Lorenzana, Dallas, TX  
Dr. Mark F. Mathews, Colorado Springs, CO  
Dr. Vincent J. Mariano, East Longmeadow, MA

## New Designations for Examinations

The Board voted to eliminate the term "Phase" to apply to sections of the examination. The examination has been divided into five (5) parts eliminating all references to Phases. The all day written examination, held in Chicago, will be Part I. The old Phase II, Part I patient presentation will now be Part 2. The old Phase II, Part 2, patient #1 (fixed reconstruction) will be part 3. The old Phase II, Part 2, Patient #2 will become Part 4, and finally the old Phase II, Part 3 written examination will become Part 5. These changes will make identification and communication much easier in the future. All applicants will be sent a chart which documents these changes. ♦

## Board Examination Dates

The next Part I examination will be held in Chicago, IL on February 16, 1994. The location for this examination will be the ADA Building, 211 East Chicago Ave., Chicago, IL. Candidates will be given additional information when making application. The deadline for application for the Part I is **December 15, 1993**.

The examination to cover Parts 2-5 will be held in Atlanta, Georgia during the month of June 1994. The deadline for application for these Parts is **April 1, 1994**. In 1995 Parts 2-5 will be given in Seattle, Washington.

Please note that applications must be in writing in the form of a letter or fax sent to the Executive Director of the Board. Application requests are not taken over the telephone. ♦

Dr. James J. Palermo, Eielson AFB, AK  
Dr. David M. Plank, Winter Park, FL  
Dr. Sue Jane Quon, San Francisco, CA  
Dr. David J. Reisberg, Chicago, IL  
Dr. Frank W. Sallustio, Peoria, IL  
Dr. Leroy R. Shaw, Montreal, Quebec, Canada  
Dr. Joseph F. Shea, St. Louis, MO  
Dr. Gregory L. Stoyer, Charleston, SC  
Dr. Kelly A. Surratt, Fayetteville, NC  
Dr. Robert M. Taft, Poway, CA  
Dr. Linda J. Thornton, Columbia, MD  
Dr. Bruce G. Valauri, New York, NY  
Dr. Douglas J. Wasson, Aurora, CO

The members of the Board wish to extend their congratulations to these new diplomates and hope that others will do the same when they have the first opportunity. ♦

## Guidelines and Procedural Manuals Updated

Members of the Board have revised and approved the printing of a current *Guidelines for the Certification Examination*. This new publication will be available after September 1, 1993 to all applicants. If an individual has completed parts of the examination and applies to continue the certification process, that individual will also be furnished a revised edition. An effort has been made to clarify some points that appeared to provoke the most inquires and to make additional options available for the Part 3 (fixed reconstruction). None of the changes will affect those already involved in the certification process.

The *Procedural Manual* for the certification process is also under revision. A date for completion of this task has not been set, but every effort is being made to have this publication available as soon as possible. ♦

*Correspondence concerning the American Board of Prosthodontics should be directed to:*

Dr. William D. Culpepper  
Executive Director  
American Board of Prosthodontics  
P.O. Box 8437  
Atlanta, GA 30306  
404-876-2625  
FAX 404-872-8804



**October 2 -3, 1993**

**Florida Prosthodontic Association, Daytona Beach, FL.**  
Contact: Dr. John Whitsitt,  
763 W. Granada Blvd. #A, Ormond Beach, FL 32714

**October 15-17, 1993**

**Annual Conference European Prosthodontic Association, Milan, Italy.**  
Contact: Medicina Viva,  
Servizio Congressi, Viale dei Mille, 140, 43100 Parma, Italy.

**October 25- 27, 1993**

**The American Academy of Maxillofacial Prosthetics, Palm Springs, CA.**  
Contact: Dr. Carl J. Andres,  
Indiana University, School of Dentistry,  
1121 Michigan Ave., Indianapolis, IN, 46202

**October 28-30, 1993**

**Annual Session American College of Prosthodontists, Palm Springs, CA.**  
Contact Linda Wallenborn,  
1777 N.E. Loop 410, Suite 904, San Antonio, TX 78217

**November 6-10, 1993**

**Annual Session of the American Dental Association, San Francisco, CA.**  
Contact: ADA Headquarters,  
211 East Chicago Avenue, Chicago, IL 60611

**February 16-17, 1994**

**The American Equilibration Society, Chicago, IL.**  
Contact: Shel Marcus,  
AES, 8726 N. Ferris Ave., Morton Grove, IL 60053

**February 18-19, 1994**

**American Academy of Fixed Prosthodontics, Chicago, IL.**  
Contact: Dr. Robert Staffanou,  
3302 Gaston Ave. Dallas, TX 75246

**February 19-20, 1994**

**American Prosthodontic Society, Chicago, IL.**  
Contact: Dr. Howard J. Harvey, Executive Director,  
APS Central Office, 919 N. Michigan Ave.  
Chicago, IL 60611

**March 3-5, 1994**

**Academy of Osseointegration, Orlando, FL.**  
Contact: Academy of Osseointegration,  
401 N. Michigan Ave., Chicago, IL 60611

**March 9-13, 1994**

**International and American Association for Dental Research, Seattle, WA.**  
Contact: Gwynn Breckenridge,  
1111 14th St., N.W. Suite 1000, Washington, D.C., 20005

**March 12-15, 1994**

**American Association of Dental Schools Annual Meeting, Seattle, WA.**  
Contact: Elizabeth Oliveto,  
American Association of Dental Schools,  
1625 Massachusetts Ave., N.W., Suite 502,  
Washington, D.C., 20036

**May 11-16, 1994**

**Academy of Prosthodontics, Orlando, FL.**  
Contact: Dr. Gerald N. Graser,  
Eastman Dental Center,  
625 Elmwood Ave., Rochester, NY 14620

**September 29 - October 2, 1993**

The 79th Annual Meeting of the  
**American Academy of Periodontology,**  
Chicago, IL. Contact: Barbara Connell,  
737 North Michigan Avenue, Suite 800,  
Chicago, IL 60611 (312) 787-5518

**September 29 - October 3, 1993**

75th Annual Meeting of the **American Association of Oral and Maxillofacial Surgeons,** Orlando, FL. Contact: Louise Pochelski, Associate Director Meetings and Conferences AAOMS, 9700 West Bryn Mawr Avenue, Rosemont, IL 60018 (708) 678-6200.

**October 28 - 30, 1993**

22nd Annual Session, **American College of Prosthodontists,** Palm Spring, CA.  
Contact: Linda Wallenborn, Central Office Director ACP, 1777 N.E. Loop 410, Suite 904, San Antonio, TX 78217 (512) 829-7236

**November 3 - 5, 1993**

**American Association of Public Health Dentistry** Annual Meeting, San Francisco, CA. Contact: Helen Doherty, 10619 Jousting Lane, Richmond, VA 23235 (804) 272-8344

**April 27 - May 1, 1994**

**American Association of Endodontists** Annual Session, Honolulu, HI. Contact: Letty Catrambone, Program and Exhibits Coordinator AAE, 211 East Chicago Avenue, Suite 1501, Chicago, IL 60611 (312) 266-7255

**April 30 - May 4, 1994**

94th Annual Session of the **American Association of Orthodontists,** Orlando, FL. Contact: Hugh Whaley, 401 North Lindberg, St. Louis, MO 63141 (314) 993-1700

**May 13 - 18, 1994**

Annual Session of the **American Academy of Oral Pathology,** Santa Fe, NM. Contact: Leslie Davis, Executive Secretary AAOP, 211 Woodstone Drive, Buffalo Grove, IL 60089 (708) 520-2559

**May 26 - May 31, 1994**

47th Annual Session of the **American Academy of Pediatric Dentistry,** Orlando, FL. Contact: Dr. John A. Bogert, Executive Director AAPD, Suite 1036 211 East Chicago Avenue, Chicago, IL 60611 (312) 337-2169



## College Welcomes Three New Sections

**I**llinois, Oregon and Washington State are the three newest sections of the ACP. Initiation meetings have been held, officers have been elected, and representatives have been chosen for the House of Delegates Meeting. Delegates to the ACP House are indicated by an asterisk (\*).

"Our state has a long history of involvement in organized prosthodontics," said Dr. Joseph C. Morganelli, President of the Illinois Section. "We plan on holding three to four meetings per year with the main meeting at the time of the Chicago Midwinter Meeting." The Illinois Section has prosthodontists from all facets of the specialty — private practitioners, undergraduate and graduate educators, and researchers. This mix of members should ensure productive and worthwhile programs developing in Illinois.

### Section Officers for Illinois

\*Joseph C. Morganelli, President  
Joseph L. Caruso, Vice President  
Paul Kaplan, Secretary  
Raymond Berlin, Treasurer

The Oregon Section has hit the ground running. Two pressing issues face the Section. First, the state denturist organization is introducing legislation that would permit them to provide independently, removable partial prosthodontic treatment and restore tissue integrated prostheses. And second, insurance companies that offer separate fee schedules for dental specialty care are not recognizing prosthodontists. "These issues are very important to our Section and the public," reported Dr. Baron G. Barnett, President of the Oregon Section. "Only through an organized effort will we be able to influence the outcome."

### Section Officers for Oregon

Baron G. Barnett, President  
Ronald Levine, Vice President  
Catherine A. Loch, Secretary/Treasurer  
\*Larry M. Over

It was the formation of a House of Delegates and the need to have representation that provided the impetus for the state of Washington to organize a section. "We hope to get prosthodontists from throughout the state to get involved," said Dr. James S. Brudvik, Section President. "Our second goal is to encourage younger prosthodontists to seek board certification."

### Section Officers for Washington State

James S. Brudvik, President  
\*Jeffrey E. Rubenstein, Vice President  
Robert J. Baemert, Secretary/Treasurer

## Classifieds

### ACADEMIC OPPORTUNITIES

**Texas** - The University of Texas Health Science Center at San Antonio is seeking a Chairperson for the Department of Prosthodontics at the level of Associate Professor or Professor. The Department with Divisions of Complete, Removable Partial, Fixed Partial, Maxillofacial and Implant Prosthodontics, currently has 18.8 full time equivalent faculty with a tradition of excellence in teaching and service. Candidates must have the ability to build an active reach program as well as administer both pre-doctoral and post-doctoral education programs. Candidates must have advanced education in prosthodontics and clinical expertise in all aspects of prosthodontics. Board certification is preferred. The University of Texas Health Science Center at San Antonio is an Equal Opportunity, Affirmative Action Employer. Closing date for consideration is December 31, 1993. Interested persons should send a letter of application, a curriculum vitae, a brief statement of research interests and names of three references to: Arthur T. Storey, DDS, PhD, Chairman Prosthodontic Chair Search Committee, The University of Texas Health Science Center at San Antonio, 7703 Floyd Curl Drive, San Antonio, Texas 78284-7910

### GRADUATE TRAINING OPPORTUNITIES

**Oklahoma** - The University of Oklahoma offers a Masters of Science Program in prosthodontics. Classes begin 1 July of each year and the program participates in the Postdoctoral Dental Matching Program. Participants in this 30-month program will conduct research and write a thesis appropriate to the field of prosthodontics. Applications for the incoming class of 1994 will be accepted until October 1993. Stipends are available throughout the training period. For information contact Dr. Dean L. Johnson, Director of Graduate of Prosthodontics, College of Dentistry, University of Oklahoma, 1001 Stanton L. Young Blvd., Oklahoma City, OK 73190

### PRACTICE OPPORTUNITIES AVAILABLE

**California** - San Diego North County Prosthetic Practice. 10 year average collection 240K on 2.5 days per week. Appraisal 140K slashed to 98K because of illness. Call (619) 471-1003.

### ADVERTISING POLICY

Issue Date	Closing Date
April	March 1
July	June 1
September	August 1
January	December 1

Classified advertisements for *The ACP Messenger* should be sent to the ACP Central Office, 1777 N.E. Loop 410, Suite 904, San Antonio, TX 78217 or FAX 512-821-6155. A rate of \$35 for the first ten lines and \$5 for each additional line, with a minimum total of \$35, will be charged for ad placement. Payment must be received with the advertisement.

To ensure consistency in style, advertisements will be subject to editing by the Board. The ACP reserves the right to decline or withdraw advertisements at its discretion.