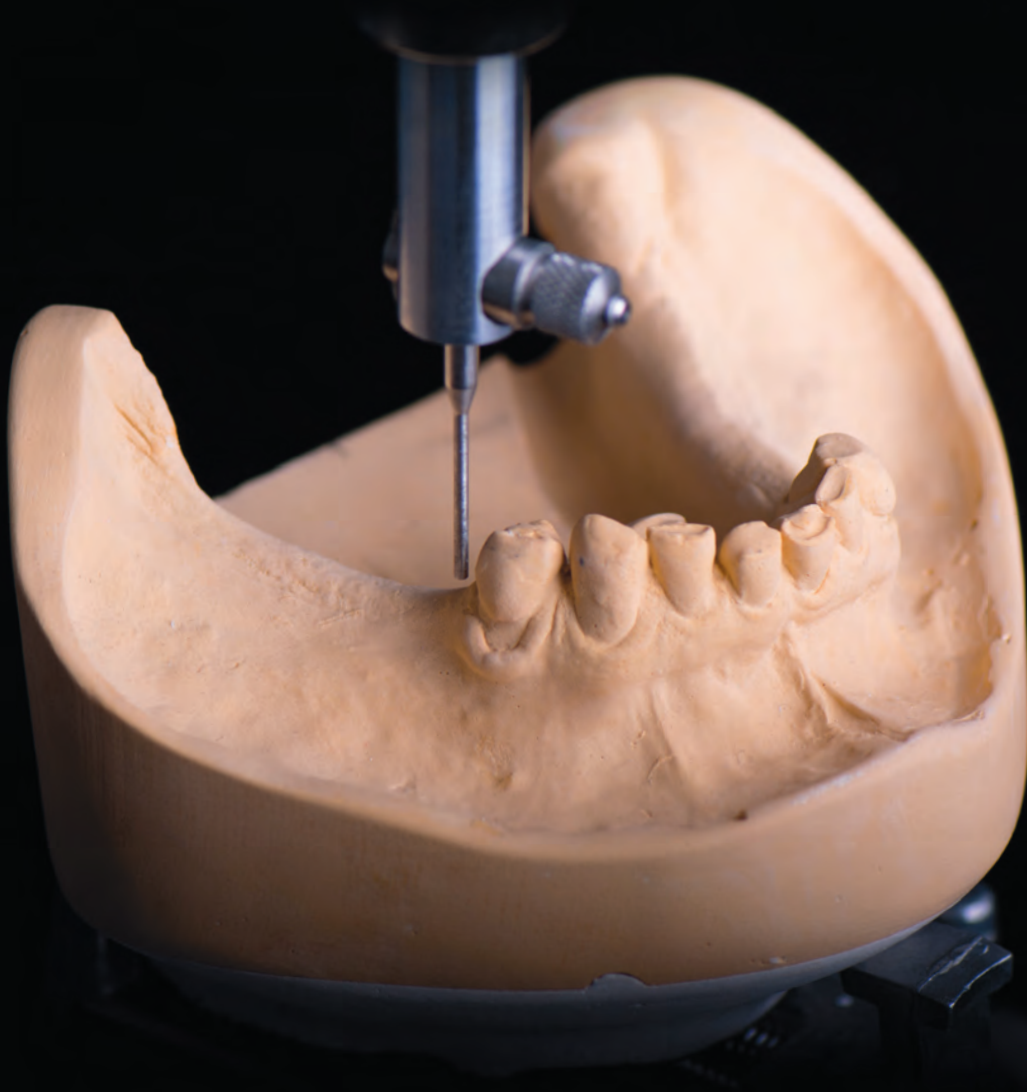


ACP MESSENGER

Volume 51 Issue 4



DIGITAL RPD DESIGN

AR/VR IN DENTAL EDUCATION

MISSION, VISION, AND GUIDING PRINCIPALS

ACP
AMERICAN COLLEGE OF
PROSTHODONTISTS

Your smile.
Our specialty.®



When markets get choppy, many people understandably get unsettled. A well-defined plan takes into account risk before a crisis, and is responsive to opportunities along the way.

VOLATILITY CALLS FOR PLANNING

With six decades of experience guiding dental professionals in important aspects of their financial life, we can help you make informed decisions so that you can move a step closer to the future you envision.

Contact us today

800.345.6040

info@treloaronline.com



**Treloar
& Heisel**
FINANCIAL SERVICES FOR THE
DENTAL AND MEDICAL PROFESSIONAL

ACP
AMERICAN COLLEGE OF
PROSTHODONTISTS

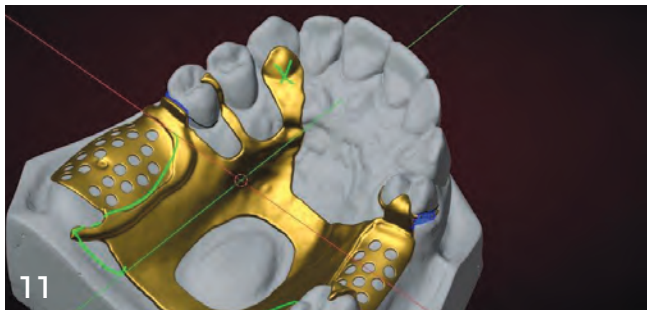
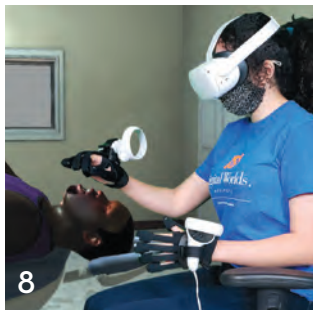
Treloar & Heisel, Treloar & Heisel Wealth Management, and Treloar & Heisel Property and Casualty are all divisions of Treloar & Heisel, Inc.

Investment Advice offered through WCG Wealth Advisors, LLC a Registered Investment Advisor doing business as Treloar & Heisel Wealth Management. Treloar & Heisel Wealth Management has offered wealth management and financial planning services since 2016. Treloar & Heisel Wealth Management is a separate entity from The Wealth Consulting Group and WCG Wealth Advisors, LLC.

Investing involves risk including loss of principle. No strategy assures success or protects against loss.

Insurance products offered separately through Treloar & Heisel Inc.

Volume 51 Issue 4



6 Learning through innovation

Amelia L. Orta, DMD, FACP

A look at how recent innovations have allowed for new ways to learn.

8 The use of AR/VR in dental education

Ahmed M. Mahrous, BDS, Cortino Sukotjo, DDS, PhD, MMSc, FACP, and Markus Santoso, PhD

Learn how some are utilizing this new technology to expand patient care.

11 Digital RPD design: teaching with technology

Wendy Clark, DDS, MS and Ingeborg J. De Kok, DDS, MS

One team's journey to teaching removable partial dentures (RPD) remotely.

14 ACP mission, vision, and guiding principals

Learn more about what guides the leadership of the College and the Foundation.

16 Building the ACP's future, one stone at a time

Mark C. Hutten, DDS, MS, FACP, ACP President

The final message from 2020-2021 ACP President Dr. Mark C. Hutten.

20 Greeting a new year

Karen Bruggers, DDS, MS, ACEPF Chair

Some 2021 highlights of the ACP Education Foundation.

22 Collaborations: the key to excellent outcomes

Highlights from the 2021 Annual Session of the ACP.

27 Our Community

27 Upcoming Events

29 Classified Ads

On the cover: Photographer Dr. Amelia L. Orta, Nikon D7100, 105mm, ISO 100, f6.3, 1/320. Diagnostic cast on surveyor.



Editor-in-Chief

Amelia L. Orta, DMD, FACP

Section Leads

Luiz H. Gonzaga, DDS, MS, Clinical Trends Lead
Ryan Mizumoto, DMD, MS, Private Practice Lead
Foteini Touloumi, DDS, MS, FACP, Academic Lead

Editor Emeritus

Lyndon F. Cooper, DDS, PhD, FACP

ACP Board of Directors

Lars Bouma, DDS, MS, FACP, President
Gerald T. Grant, BA, DMD, MS, FACP, President-Elect
John D. Ball, DDS, FACP, Vice President
Daniel A. Givan, DMD, PhD, FACP, Secretary
Caroline T. Nguyen, DMD, MS, FACP, Treasurer
Mark C. Hutten, DDS, MS, FACP, Immediate Past President
Elphida G. Ayvazian, DMD, Director, Public Relations & Communications Division
Lisa A. Lang, DDS, MS, MBA, FACP, Regional Membership Director – Central
Douglas G. Benting, DDS, MS, FACP, Director, Prosthodontic Forum
Mark Ludlow, DMD, MS, Director, Continuing & Professional Education Division
Linda Caradine-Poinsett, PhD, MJ, MBA, Executive Director
Ryan R. Sheridan, DMD, MS, FACP, Regional Membership Director – Federal Services
Peter J. Gerngross, DDS, MS, Director, Maxillofacial Prosthetics Division
Karen Bruggers, DDS, MS, Chair, ACP Education Foundation
Joseph DiFazio, DMD, FACP, Vice Chair, ACP Education Foundation
Radi M. Masri, DDS, MS, PhD, FACP, Editor-in-Chief, *Journal of Prosthodontics*
Eva Boldridge, DMD, PA, Regional Membership Director – Rockies/Plains
Louis F. DeSantis, DDS, FACP, Regional Membership Director – Northeast
Igor J. Pesun, DMD, MS, FACP, Regional Membership Director – International
Loana M. Tovar Suinaga, DDS, MS, FACP, Regional Membership Director – Eastern
Van Ramos, DDS, FACP, Regional Membership Director – Pacific
Kenneth S. Kurtz, DDS, FACP, Director, Prosthodontic Practice & Patient Care Division
Alvin G. Wee, DDS, MS, MPH, PhD, Director, Education & Research Division

ACP Central Office Staff

Linda Caradine-Poinsett, PhD, MJ, MBA, CEO
Katherine Koszyk, CMP, Education & Meetings Manager
Justin McDaniel, Membership Services Manager
Sean O'Reilly, Marketing & Meetings Coordinator
Adam Reshan, Director, Membership Services & Academic Relations
Adanna Uwaegebute, Membership & Operations Coordinator
Evan Summers, Communications & Public Relations Manager
Carrie Villa, MM, Director, Finance & Administration
Nathalie Williams, Director, Governance
Rachel Yehl, MA, Managing Editor, *Journal of Prosthodontics*

Managing Editor

Evan Summers

Design

Publications Associates, Inc.

Display Advertising

Stephanie Kogel, M.J. Mrvica Associates, Inc. (856) 768-9360 Email: skogel@mrvica.com

Classified Advertising

Visit Prosthodontics.org to download an insertion form. Email or fax the completed form to Evan Summers at esummers@prosthodontics.org or (312) 573-1257. Classified ads are \$150 for the first 50 words and \$1 for each additional word for ACP members. The non-member rate is \$250 for the first 50 words and \$2 for each additional word. The minimum charge is \$150. Logos are an additional \$50, limited to one per ad and subject to approval. Payment by check, AmEx, Visa, or Mastercard is required prior to placement.

The mission of the *ACP Messenger* is to inform readers about current prosthodontic trends, challenges, and successes.

Statements of fact and opinion are the responsibility of the authors alone and do not imply an opinion on the part of the officers or the members of the ACP.

The *ACP Messenger* annual subscription rate for members is \$45, which is included in membership dues. The U.S. subscription rate for Prosthodontic Forum Organization members is \$55 and \$65 for non-members. Canadian subscribers add \$5 each year; all other non-U.S. subscribers add \$10 each year.

The *ACP Messenger* (ISSN # 0736-346X) is published four times per year in the winter, spring, summer, and fall by the American College of Prosthodontists: 211 E. Chicago Ave., Suite 1000, Chicago, IL 60611 Phone: (312) 573-1260 Fax: (312) 573-1257 Email: acp@prosthodontics.org Website: Prosthodontics.org

Postmaster: Send address changes to the ACP Central Office at 211 East Chicago Avenue, Suite 1000, Chicago, IL 60611 or acp@prosthodontics.org.

© Copyright 2021 American College of Prosthodontists. All rights reserved. Materials may not be reproduced or translated without written permission. Contact the ACP for reprint permission.

Welcome to GoToAPro.org - where patients find you.



With a responsive design and new features, the ACP consumer website is designed to connect patients with prosthodontists, no matter where they are.

Features include:

- Find a Prosthodontist search, for patients to find a prosthodontist nearby
- FAQs on what sets prosthodontists apart, dentures, implants, and more
- Before and after patient photos
- Patient education videos
- Common conditions and treatment options

There's a lot to explore, but it all leads to one conclusion: for optimal oral health, nothing can match the advanced training and expertise of a prosthodontist.

Discover GoToAPro.org.



Your smile.
Our specialty.®

Learning through innovation

Amelia L. Orta,
DMD, FACP
ACP Messenger Editor-in-Chief

The COVID-19 pandemic has caused many dental educators and clinicians to adapt the way they approach learning and continuing education. This issue will look at how recent innovations have allowed for new ways to learn.

Can you believe we are about to celebrate the 100th anniversary of the dental surveyor? In 1923, the Ney Company introduced the first commercially available surveyor and since that time, their product has remained an essential instrument for prosthodontists both in the educational setting and in clinical practice. Take a glance into any dental school or dental laboratory and you will likely find a cast being analyzed on a surveying table to determine the most favorable treatment plan for a removable partial denture (RPD), as seen on the cover.

But nearly a century later, a global pandemic would put this instrument and traditional dentistry teaching techniques to the test.

In this edition, Dr. Wendy Clark and Dr. Ingeborg J. De Kok from the University of North Carolina discuss the need to help dental students continue RPD education remotely in the absence of on-site learning and without traditional dental surveyors. To accomplish this, they approached a software company to create a digital environment for students to continue learning RPD design principles from the safety of their home computers.


Also in this edition, Drs. Ahmed Mahrous from the University of Iowa, Cortino Sukotjo from the University of Illinois at Chicago, and Markus Santoso from the University of Florida examine ways that augmented reality (AR) and virtual reality (VR) can be used to enhance the learning experience for students. They discuss the current applications of AR and VR

and also look at potential applications for educational and clinical situations in dentistry.

Why are these articles of unique importance today? The American College of Prosthodontists' 2021 Annual Session is a perfect example. For the second year in a row, the conference was held remotely due to the pandemic. While many of us are eager to get back to in-person meetings, the virtual platform has advantages to traditional on-site conferences, including the opportunity to stream the lectures anytime and anywhere. In this issue, the *ACP Messenger* provides a wrap-up of the events from the Annual Session.

On a personal note, the information in this issue is of keen interest to me as I have recently started as a full time Clinical Assistant Professor at the University of Maryland, where I hope to bring the industry experience I have learned and am continuing to learn from you.

The *ACP Messenger* Editorial Board would like to thank the authors for sharing the unique learning experiences they are creating and we welcome other ACP colleagues to submit abstracts for consideration. We look forward to hearing from you! ■



Dr. Amelia Orta serves as Editor-in-Chief of the ACP Messenger and as Clinical Assistant Professor at the University of Maryland School of Dentistry.



The use of AR/VR in dental education

Ahmed M. Mahrous,
BDS

Cortino Sukotjo,
DDS, PhD, MMSc, FACP

Markus Santoso,
PhD

Long considered only science fiction, augmented reality (AR) and virtual reality (VR) are now here. Thanks to advancements in technology, this fast-growing field has become more accessible than ever before.

AR/VR technology is currently experiencing tremendous growth in the medical and education sector. However, the future holds even more possibilities including AR glasses with eye tracking and gesture tracking which would allow interaction with virtual models in mixed reality easier than ever. Prosthodontics is a unique field of dentistry that challenges the practitioner to push the limits of art, creativity, science, and imagination – making the use of AR/VR technology a natural fit.

More than a decade ago, the first real smartphone hit the market and made screens an essential ingredient of our lives. As a result, it has changed how we communicate, work, travel, purchase, and more. Today we are witnessing the rise of the next revolutionary technology of our time. AR and VR are estimated by MarketWatch to reach a market share of \$45 billion. Additionally, almost 90 percent of companies with annual revenues between \$100 million and \$1 billion are now leveraging VR and AR technology.

VR creates simulations that envelope or “immerse” the viewer—using headsets and gloves in a computer generated, virtual environment. AR combines the physical world with computer-generated virtual content. Computer generated content is overlaid onto the real-world physical surfaces within the user’s field of view.

Evidence suggests that the learning and the development of long-lasting memories or experiences occur through associative learning. Associative learning is a fundamental



Fig. 1: The user wearing the headset, which enables them to view the 3D models.

Fig. 2: The models are attached to the AR anchors, allowing the user to manipulate the objects in order to view them at different angles.

learning mechanism by which an experience is developed through association with the many sensory inputs involved in the event like visual, auditory, and sensory stimuli. VR and AR have the unique ability to immerse the user into a virtual environment that can simulate reality enough to evoke associative learning.

In medicine, AR is being used to overlay radiographs directly onto the surgical site of a patient, which the



attending doctors can see with a headset. Instead of having to turn back and forth from a display screen to the patient, doctors and nurses all have one unified view. This has been tested by doctors at Imperial College and St. Mary's Hospital in London, with Microsoft's HoloLens AR glasses, where doctors are able to virtually "see" bones and blood vessels in the surgical field.

To enhance associative learning, our team has developed prototypes of both AR and VR applications to be used in dental education.

AR application

A dental AR application was developed by our team that runs on regular smartphones and tablets in combination with a generic AR/VR headset (Fig. 1). The application also uses a real-world object called a "Target" or an "Anchor" to control the virtual three-dimensional models (Fig. 2). In other words, the user will be able to interact with the virtual three-dimensional model by moving a real-world object. The target could be an image on paper or on a screen (Fig. 3).

Currently, AR technology is being used by cardiovascular surgeons and spinal surgeons to highlight key landmarks in the surgical sites. In prosthodontic education, AR glasses of the future will allow the seamless integration of relevant information in the clinical setting, such as radiographs, CBCT, preparation features, undercuts, and planned wax-ups can be overlaid in real time over the patient's dentition.



Fig. 3: Different AR anchors can be used to depict different 3D models simultaneously, and can be incorporated into books, posters, and lectures to augment the user experience.

Fig. 4: Virtual reality application for virtual standardized patient.

VR application

A fully immersive VR application was developed that uses the oculus rift headset. The application allows students to be fully immersed in a virtual clinical setting. Users can enter the immersive virtual environment, learning to communicate with the virtual standardized patient (Fig. 4), placing implants (Fig. 5), visualizing dental anatomy (Fig. 6), and preparing cavity preparations in a virtual patient (Fig.7). The application also uses VR haptic gloves that allow for tactile and pressure sensitivity. In addition, multiple users can simultaneously enter the virtual environment, allowing for a unique learning opportunity for students.

The recent announcement of tech giant Facebook regarding the creation of a "Metaverse" and the



Virtual reality applications for Fig. 5 (top): dental implant surgical procedures, Fig. 6 (bottom left): dental anatomy, and Fig. 7 (bottom right): restorative procedures.

development of the associated technology in AR and VR highlights the eminent rise of AR/VR and the dominant method of information exchange. At the current rate of technology advancement, is not hard to imagine the future of prosthodontics relying heavily on such technology. Planned restorations could be visualized in the patient's mouth and the final outcome displayed in real time for better patient and lab communication. The power of AR and VR could also be used in prosthodontic

education by providing a more versatile, immersive and accessible method of delivering information to our students. ■

References: Claims regarding market share and projected growth of AR and VR technology come from a 2021 study by Deloitte, an international accounting and professional services organization.



Dr. Ahmed M. Mabrouis is an assistant professor at the University of Iowa College of Dentistry Department of Prosthodontics.



Dr. Cortino Sukotjo is associate professor and director for the Predoctoral Implant Program at the University of Illinois at Chicago, College of Dentistry.



Dr. Markus Santoso is an assistant professor at Digital Worlds Institute, University of Florida.

Digital RPD Design: Teaching with Technology

Wendy Clark,
DDS, MS

Ingeborg J. De Kok,
DDS, MS

This article shares one team's journey of developing and implementing a new digital survey and design software to teach Removable Partial Dentures (RPD) remotely during the pandemic.

Removable partial denture (RPD) pre-clinical laboratory courses typically have a very heavy hands-on component. As educational institutions closed in 2020 in response to the COVID-19 pandemic, we were challenged to develop a novel way to teach principles of RPD survey and design completely remotely. One of our biggest challenges was quick access to software with a price point that did not preclude student accessibility. Certainly, technology is available to digitally survey and design RPDs, however it is mainly used in dental laboratories and not designed for large groups of students to use simultaneously, in a remote environment. With this in mind, the cost of these existing software programs would prohibit purchasing with student fees.

Additionally, the requirements to run these programs were an equal concern. The majority of our students have standard laptops for educational use – not a high-powered computer that would meet the system requirements of most commercially available design software. Once the decision was made to teach the RPD course remotely, we discussed the possibility of creating a program that would satisfy not only our educational goals, but also solve the logistical challenge of student access and high financial cost.

We reached out to a dental laboratory technician (Craig Holland, 3 Point Dental Studios), who is adept in many digital dental software programs to evaluate the possibility of developing this program on a tight timeline. Once he agreed to help us with programming, we then

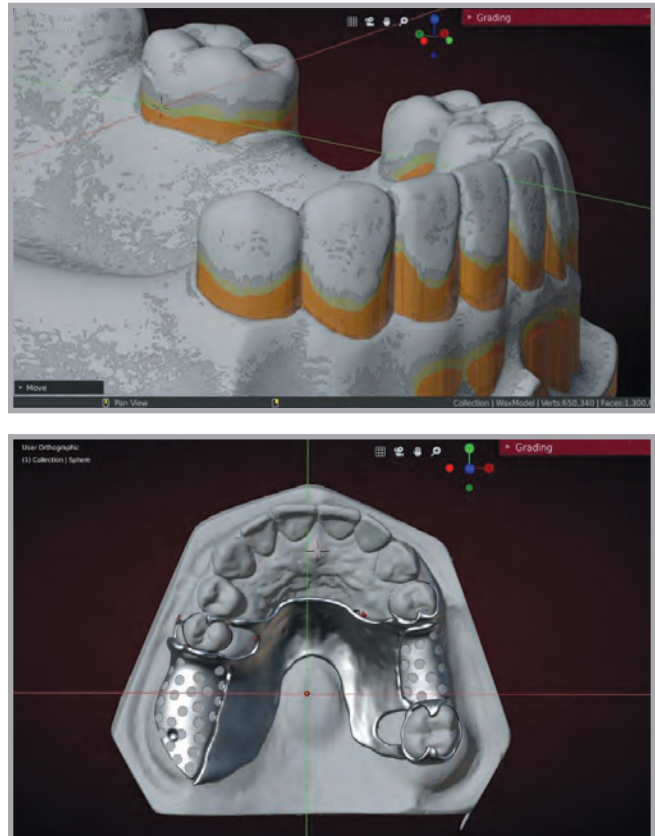


Fig. 1: (top) The software allows visualization of the height of contour (gray line), .01" undercut (yellow), and .02" undercut (orange).

Fig. 2: Students can design all aspects of RPD framework.

reached out to our colleagues Drs. Ahmed Mahrous and Amira Elgreatly at the University of Iowa College of Dentistry to help us with alpha testing and finalizing the software.

The final product our team developed was a blender-based software that each student could download on their own personal laptop, with minimal specifications required, and compatible with both Mac and PC operating systems.

This new software allowed us to teach the main concepts of survey and design remotely. A digital scanner was used to create STLs of the partially edentulous casts that were used in previous courses. The students would import these digital casts and virtually choose and set the path of insertion for the future prosthesis. Based on this path, the height of contour, .01" and .02" undercuts could then be visualized and marked (Fig. 1), and measurements could be made with a digital ruler to determine the different distances and widths required when designing the prosthesis (such as the distance needed from the free gingival margin to the major connector). Once surveyed, the RPD design can be completed directly onto the digital cast (Fig. 2). All components were designed and discussed – including major connector, direct retainers, physical retainer, guide plates, nail-heads, proximal plates, and finish lines. A digital pencil (in red, blue,

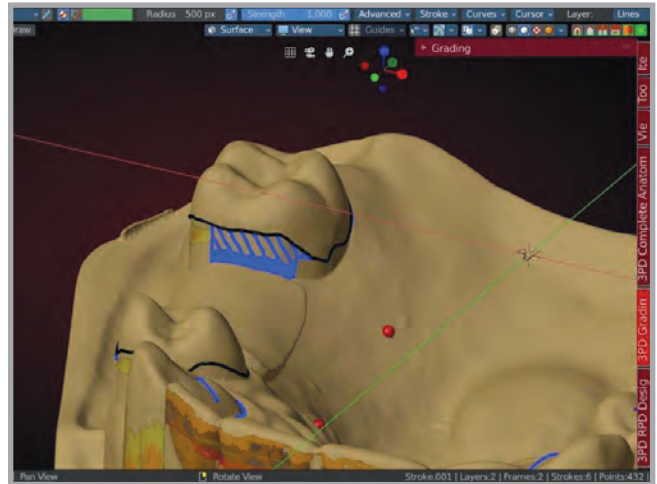


Fig. 3: During the design process, the students can use red and blue digital pencils to mark areas for modification or block out.

We found that the software allowed for deeper comprehension of challenging design concepts – particularly finish lines and minor connectors. Additionally, the 3D modeling seemed to help students to understand both conventional and digital laboratory procedures.

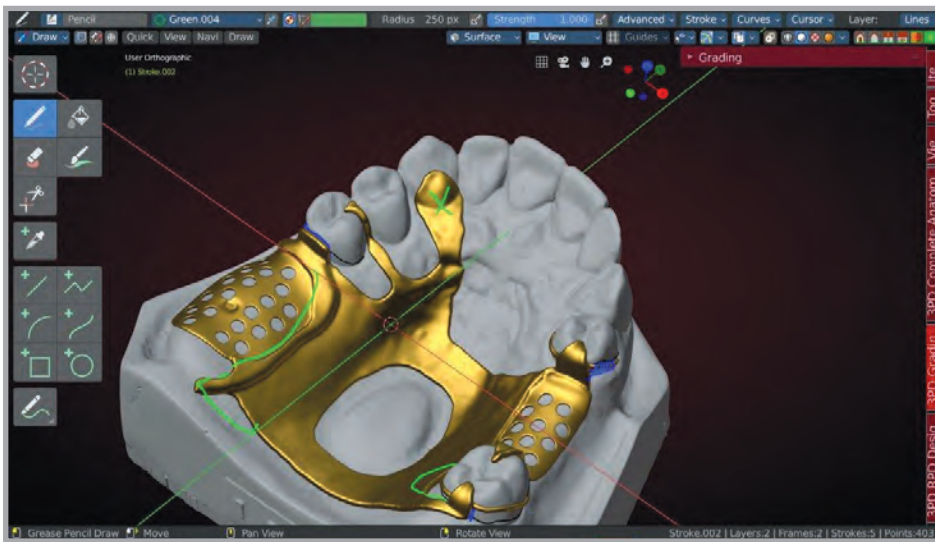


Fig. 4a: Notes about incorrect design could be drawn in different colors directly on the design file, or on screen captures of the design. Being able to zoom in and rotate allows for easy visibility of these markings.

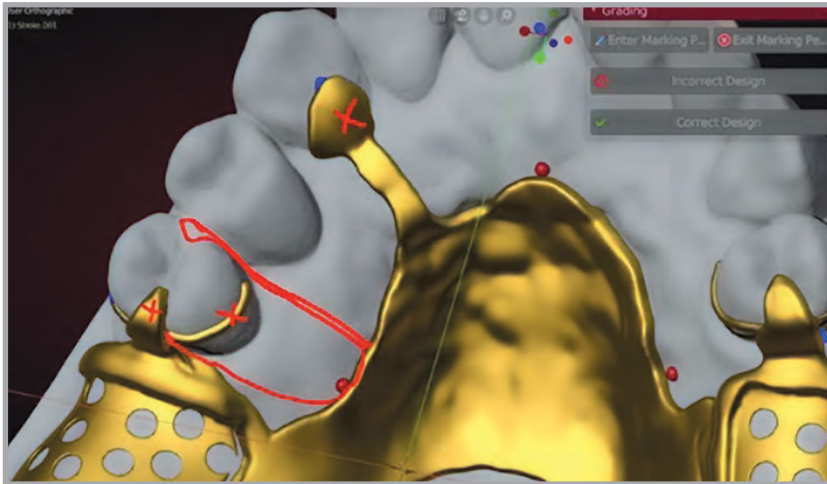


Fig. 4b: Design changes can be marked directly on the digital design file to communicate with the student.

and other colors) allowed the students to mark areas of block out or areas needing tooth modifications (Fig. 3.).

Using this program allowed for truly meaningful synchronous and asynchronous communication with students in a turbulent time. We had very effective live design sessions via Zoom. These could be completed in a large group, with the instructor walking through the design with the whole class as a unit, or in virtual breakout rooms led by different instructors. These sessions were recorded and shared, allowing for flexibility when students could not attend, or to be reviewed for those that needed more time. This also allowed for remote assignments and practical exams with feedback including digital markup of the design (Figs. 4a-c).

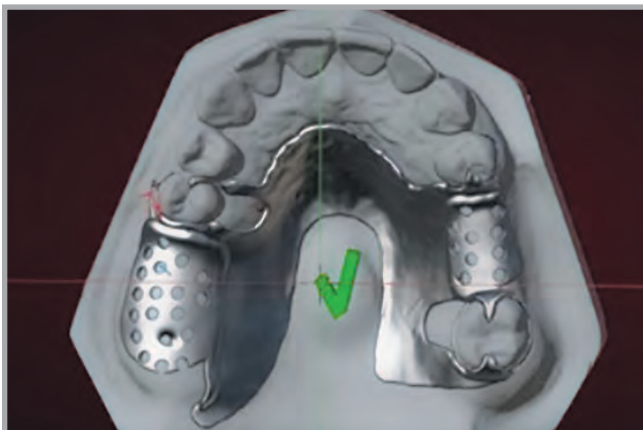


Fig. 4c: If no changes are needed, that can be noted as well.

We found that the software allowed for deeper comprehension of challenging design concepts – particularly finish lines and minor connectors. Additionally, the 3D modeling seemed to help students to understand both conventional and digital laboratory procedures. As we re-adapt to our conventional learning environment, we are continuing to utilize the software. It allows flexibility in content delivery and faculty allocation, decreases the number of stone casts needed in the preclinical course (saving cost, storage space, and reduction of waste), and allows exciting possibilities for virtual teaching and learning. ■



Dr. Wendy Clark is full time prosthodontic faculty at the University of North Carolina School of Dentistry, where she serves as director of removable prosthodontics.



Dr. Ingeborg J. De Kok is the Director of Global Initiatives and Chief Global Officer at the Adams School of Dentistry, University of North Carolina in Chapel Hill. She is an Associate Professor in the Department of Comprehensive Oral Health, Division of Prosthodontics.

ACP mission, vision, and guiding principals

In 2021 the Mission, Vision, Guiding Principles, and Strategic Priorities of the American College of Prosthodontists were approved and reaffirmed. Here we highlight some of those, with an emphasis on the newest Guiding Principle - a commitment to diversity, equity, and inclusion.

Guiding Principles




Diversity, Equity & Inclusion

We embrace our members and employees, give access to education or other benefits provided by the ACP, and encourage diversity by race, ethnicity, language, religion, immigration status, sex, gender identity, sexual orientation, disability, age, or socio-economic status in the ACP.



Professionalism

We represent the specialty in an appropriate manner, treating others with respect, demonstrating an openness to diverse perspectives, and serving with excellence.




Integrity

We act and speak in a way that is congruent with the College's vision, mission, and expectations to appropriately embody the standards of the specialty.



Accountability

We assume responsibility for our actions, adhere to our mission and vision, and follow through on our commitments to our members, partners, peers, patients, and stakeholders.



Collaboration

We work together to provide value to our members and advance our mission, adopting a synergetic approach when engaging stakeholders to advance the specialty and continuously improve patient outcomes.



Transparency

We value open and honest dialogue that creates a system of effective and authentic communication within and between the College, the Foundation, our members, partner organizations, patients, and the public.

Mission

The American College of Prosthodontists empowers member success, promotes education, research, clinical practice and public awareness of prosthodontics.

Vision

Everyone deserves a healthy smile.

Strategic Priorities

The College and the ACP Education Foundation are aligned in a strategic plan to shape the future of the specialty.



Increase Member Engagement

All existing and inactive sections are active and engaged, providing members with clearly communicated opportunities to become involved in regional section activity and pathways to leadership. Where feasible, all states have an active functioning section, and in states in which it is not possible to have a section, members are supported to use new activity resources and find ways to engage even without a formal local section.



Enhance Quality of Care to Improve Patient Outcomes

An increased percentage of members are taking advantage of best-in-class training, which provides resources and support, to stay on the cutting edge of best prosthodontic practices, to better utilize current and emerging technological advances (including digital dentistry) and improve practice management skills to more effectively treat patients and improve health outcomes.



Create Leadership Development Program

The College has launched a formal leadership development program to enhance members' leadership skills, making them more effective and impactful leaders in their personal and professional lives.



Position the Specialty as a Leader

Prosthodontics is recognized by key stakeholders (including other specialties, general dentists, healthcare organizations, corporate partners, governing bodies, and the general public) as a valued partner, leader, and go-to resource in delivering high-quality patient oral health outcomes, advancing technological and procedural innovations, and driving improvements in the standards of care in dentistry.



Maintain Organizational Sustainability and Viability

The College is financially and operationally sound, leveraging opportunities to diversify funding, increase revenue, monetize thought leadership and strengthen human capital to ensure the long-term sustainability and viability of the organization.

This strategic plan will guide the aligned activities of the College and Foundation through 2024.

Building the ACP's future, one stone at a time

Mark C. Hutten,
DDS, MS, FACP
2020-2021 ACP President

“The difference between stumbling blocks and stepping stones is how you use them”

Michael Josephson

Looking back over the past couple of years and what we have all endured is really quite staggering. It feels that around each corner has been another potential stumbling block, but I have been impressed with how the ACP Central Office staff, the Board of Directors, and ACP members have prevailed. I want all of you as members to feel proud of the accomplishments that your continued membership has allowed the College to achieve.

Working completely in a virtual world during my presidency until Oct. 16, 2021, when the Board of Directors came together face-to-face in Chicago for the first time since the COVID-19 pandemic began. The Board was able to navigate the potential stumbling blocks and reaffirm the College's Strategic Plan. Not only was the Plan reaffirmed, but the verbiage was edited, streamlined, and made more concise to better reflect the objectives ahead of us over the next several years.

This year the leadership of the College had to make the difficult decision to make the 51st ACP Annual Session a virtual event. The path was encased in fog, but the decision once made became clearer and was reinforced by the resurgence of the COVID-19 pandemic evidenced by the world's battle with the Delta variant. The ACP Central Office staff learned much from the 2020 virtual Annual Session and was able to quickly enhance the functionality of the platform, making virtual attendance at the 2021 meeting even more engaging. If you did not attend the virtual meeting, please take a moment and view the content on ACP Anywhere as it will be available for your use for one year following the actual virtual meeting.

As the ACP, and each of you in your institutions and private practices, were navigating through the reality of the new environment into which we had been thrown, our Corporate Partners were faced with the ever changing “new normal.” They were forced to “bob and weave” in ways that most were unprepared to move and make choices not with customary in person conversations, but over digital connections through various online meeting platforms. Whether you are in private practice, group practice or an educator, our interactions with our Corporate Partners were historically in person and we were able to see, touch, and use their products at the ACP's educational venues. Our questions were answered in real time and not through a chat box. I feel that we as a specialty have navigated these difficult times and are beginning to see the path to take on our way to the 52nd Annual Session in Austin, TX in 2022.

In conjunction with our laboratory partners and through the work and support of the ACP, a clear path for laboratory technicians was paved to allow for them to be eligible for COVID-19 vaccinations as part of the Phase 1A vaccination group. The ACP, through its participation in the COVID-19 Public-Private Partner Dental Coordination Group, was able to directly contact the Oral Health Director of the CDC who within 24 hours of the conversation was able to add dental laboratory technicians to the list of professions included in the definition of Health Care Providers. This change in definition made COVID-19 vaccinations available to them as part of the initial Phase 1A recipients.

Amidst the pandemic, the social unrest arose across the United States and in many countries around the world leading to an explosion of violence. The ACP was able to gain collaborative support of eight other prosthodontic oriented organizations who are members of the ACP Prosthodontic Forum in a joint letter condoning social injustice in our society. The composition, editing, and publishing of this important communication was truly a joint effort among the various organizations and was directed by a clear path to take a proper stance against social injustice in the best interest of all prosthodontists.

As my presidency comes to an end, I feel that I have sorted through the various cobblestones that may have become stumbling blocks and have, along with the Central Office Staff and Board of Directors of both the College and Foundation, helped to create a strategic pathway to guide the organization into its second fifty years. Dr. Bouma is poised to take over as the 52nd

President of the ACP and will no doubt represent the organization fairly and continue to achieve the initiatives of our strategic plan. I want to take this moment to thank the Central Office Staff for supporting me and the ACP, the Board of Directors for their thoughtful and at times energetic discussions, the friends I have made along the way during this amazing journey and to my family who have put up with the countless hours that this position has consumed. Lastly, thank you to each and every member of the ACP for believing in the College and continuing your membership. We would not be where we are without you. ■



Dr. Mark C. Hutten served as the 2020-2021 President of the ACP. This was his final column as President, and he is now serving in the role of Immediate Past President.

The CUSP/ADES Symposium postponed to Summer 2022



Dr. Gerard Chiche

"Esthetic Full Mouth Rehabilitation:
40-year Perspective and Experience"
Dr. Chiche



Dr. Markus Blatz

"The CAD/CAM Ceramic Update
in Esthetic Dentistry" Dr. Blatz

Due to safety precautions, The CUSP/ADES Symposium scheduled for October 16, 2021 will be postponed to Summer 2022. Please stay safe. We look forward to finally getting together!

Please note that the program will remain as planned and updates will be announced as the public safety situation improves.

Check www.cuspdental.com for lecture details and updates.



www.cuspdental.com
info@cuspdental.com
781-388-0078



Academy of Dental Esthetics and Sciences
The Educational Division of Cusp Dental
www.academyofdes.org

Sponsors:



Start prescribing Ivotion™ digital dentures today!

The number of providers devoted to the Ivotion Digital Denture System is growing! Contact a provider below and get started with Ivotion today!



UNITED STATES

Arizona

Wiand Dental Laboratory
Scottsdale, AZ 85257
Email: twiand@wiandlab.com
www.wiandlab.com

California

Burbank Dental Laboratory
Burbank, CA 91504
Email: info@burbankdental.com
www.BurbankDental.com

MicroDental Laboratories
Livermore, CA 94551
Email: rkreyer@microdental.com
www.microdentalca.com

Alien Milling Technologies
Glendora, CA 91740-4483
Email: info@alienmilling.com
www.AlienMilling.com

Nash Dental Lab, Inc.
Temecula, CA 92590
Email: kristie@nashdentallab.com
www.nashdentallab.com

Colorado

BioAesthetics Dental Studio
Grand Junction, CO 81501
Email: biodentalgj@gmail.com

Hatch Dental Lab
Montrose, CO 81401
Email: steve@hatchdentallab.com
www.hatchdentallab.com

Florida

Sakr Dental Arts
Winter Park, FL 32789
Email: dasakrdentalarts.com
www.sakrdentalarts.com

GPS Dental Lab
Orlando, FL 32808
Email: aperricone@gpsdental.com
www.gpsdental.com

New Jersey

Kuwata Pan Dent Laboratory
Cedar Knolls, NJ 07927
Email: Kpd@kuwatapandent.com
www.kuwatapandent.com

New York

CreoDent
New York, NY 10036
Email: calvinscreo@gmail.com
www.creodental.com

Marotta Dental Studio
Farmingdale, NY 11735
Email: cad@marottadental.com
www.marottadental.com

Synergy Dental Ceramics
New Hyde Park, NY 11040
Email: info@synergypedentceramics.com

Utica Dental Lab
Utica, NY 13502
Email: mattw@uticadentallab.com
www.uticadentallab.com

North Carolina

Sculpture Studios
Cary, NC 27513
Email: corrina.coon@sculpturestudios.net
www.sculpturestudios.net/

Ohio

ROE Dental Laboratory
Independence, OH 44131
Email: Marketing@roedentallab.com
www.roedentallab.com

Oklahoma

International Dental Arts
Tulsa, OK 74136
Email: info@idasmls.com
www.idasmls.com

Oregon

Changing Smiles
Denture & Implant Center
Bend, OR 97701-3941
Email: stefan@changeyoursmile.com
www.changeyoursmile.com

Texas

Mascola Esthetics The Dental Lab
San Antonio, TX 78238
Email: info@mascolaesthetics.com
www.mascoladentallab.com

Virginia

Precision Dental Lab
Danville, VA 24541
Email: melinda@vspdental.com

Washington

Fairy Tale Dental
Bainbridge Island, WA 98110
Email: office@fairytaledental.com
www.fairytaledental.com

Professional Denture Center
Wenatchee, WA 98801
Email: dickson.jon@gmail.com
www.professionaldenturecenter.com

CANADA

Alberta

Modern Smiles
Denture & Implant Centre
Grand Prairie, AB T8V 0N2
Email: admin@modernsmiles.ca
www.modernsmiles.ca

British Columbia

Kamloops Denture & Implant Centre
Kamloops, BC V2C 2E2
Email: kamloopsdenture@yahoo.ca
www.kamloopsdenture.ca

Northern Lights Denture Clinic
Prince George, BC V2L 2K5
Email: info@nldenture.ca
www.nldenture.ca

Protec Dental Laboratory
Vancouver, BC V5T 1B1
Email: nappelbaum@protecdental.com
www.protecdental.com

Integral Dental Lab
Vancouver, BC V5Z 1K1
Email: dcarney@integraldentallab.com
www.Integraldentallab.com

BC Perio Dental
Health & Implant Centre
Vancouver, BC V5Z 4J7
Email: angus@bcperio.ca
www.bcperio.ca

Parksville Denture Clinic Inc.
Parksville, BC V9P 2G4
Email: parksvilledentureclinic@yahoo.com
www.parksvilledentureclinic.ca

Nova Scotia

Hallmark Dental Laboratory
Halifax, NS B3S 0G4
Email: christian@hallmarkdental.ca
www.hallmarkdental.ca

Ontario

Caygeon Denture Clinic
Bobcaygeon, ON K0M 1A0
Email: office@caygeondentureclinic.ca
www.caygeondentureclinic.ca

Image Dental Laboratory
Barrie, ON L4M 7G1
Email: kevin@imagedentallaboratory.com
www.imagedentallaboratory.com

Bajic Denture Clinic
Midland, ON L4R 1V8
Email: vlad@bajicdentures.ca
www.bajicdentures.ca

The Denture Center
Windsor, ON N8T 3M4
Email: eric.kukucka@thedenturecenter.ca
www.thedenturecenter.ca

Saskatchewan

Gem Denture Clinic Inc.
Prince Albert, SK S6V 3P5
Email: gemdentureclinic@sasktel.net
www.gemdentureclinic.ca

Yukon Territories

Yukon Dentistry
Whitehorse, YT Y1A 2J8
Email: yukondentistry@gmail.com
www.yukondentistry.ca

The Ivotion Digital Denture Provider list is provided to identify the dental laboratories/providers that have adopted the monolithic and/or oversize milling process using materials within the Ivotion Denture System. Inclusion of a dental laboratory/provider on this list is not an endorsement of the dental laboratory/provider or its capabilities. By preparing and publishing this list, Ivoclar Vivadent, Inc. does not accept any liability or responsibility for the work performed by the dental laboratories/providers on this list, and all liability and responsibility associated with the denture materials prepared by a dental laboratory/provider on the Ivotion Digital Denture Provider list rests entirely with the individual dental laboratories/providers. © 2021 Ivoclar Vivadent, Inc. Ivoclar Vivadent and Ivotion are trademarks of Ivoclar Vivadent, Inc.



Innovation
Award Winner

Ivotion™ devotion

Dr. Bedrossian - San Francisco, CA

"With the Ivotion Digital Denture system, I am able to use analog foundational principles within a seamless digital workflow and get predictable results. The Ivotion digital denture delivers on exceptional accuracy and fit with very minor adjustments, great esthetics and most importantly strength. I don't have to worry about teeth popping off or fracturing, especially on conversion implant supported cases during the osseointegration period. Overall, I encourage my colleagues to implement Ivotion into their denture treatments as the workflow is streamlined, efficient and has been a great experience for both me and my patients."



Ivotion™ Digital Denture



Scan to learn how
to prescribe your first
Ivotion Digital Denture.

ivoclarvivadent.com
Making People Smile



Greeting a new year

Karen Bruggers,
DDS, MS
ACPEF Chair

We are heading into 2022 with renewed optimism. The COVID pandemic is lasting longer than any of us could have imagined, and we have all made many changes in our personal and professional lives to accommodate a new way of living.

We are not out of the woods yet because the nature of a virus to continually evolve keeps us on our toes about what the next new variant will bring. So far science is doing its job and our ability to test our vaccines against the new variants and hopefully rapidly adjust if necessary, should make all of us proud to be part of modern science and medicine. We need to continue to be diligent and help our communities weather all of the controversy and hopefully continue to decrease the number of bad infections, debilitating long-term effects, and deaths.

Our 2021 Annual Session was a great success! Kudos to the Annual Session chair, Dr. Alvin Wee, his committee, and Dr. Mark Hutten. We had a virtual reception for the ACPEF where Dr. John Agar was awarded the Founder's Society Award which honors individuals who have made a significant impact on the growth and development of the Foundation and have demonstrated an extraordinary level of commitment to the specialty. Dr. Agar received is DDS from the Medical College of Virginia, prosthodontic specialty training in the U.S. Army and an MA in higher education and human development from George Washington University. Dr. Agar's career in prosthodontics has spanned every area of service possible, including serving as a commander in the U.S. Army, an educator, and as Director of Graduate Prosthodontics at the University of Connecticut. Dr. Agar is a past president of the ACP, ABP, and remains actively involved in several dental organizations. Many thanks to Dr. Agar for all you do for the College and the Foundation.

Drs. Hesham Nough and Gary Nord, and the Annual Appeal committee continued their hard work of gaining financial support for the Foundation from our members. The committee set an initial goal of \$50,000 and as of Nov. 30, 2021 they had surpassed that goal by \$26, 265. This is a wonderful accomplishment in an unsettled world. We appreciate both Drs. Nord and Nough and their committee for a job well done and more importantly we want to thank everyone who has continued to complete their Drive for a Million commitments or contributed to the Annual Appeal!

During this past year we have been working on several new initiatives including the ACP/ACPEF Oral Health Equity Project, an umbrella initiative to encompass existing and new programs to work with specific groups – considering age, disability, socio-economic and cultural factors. The joint ACP and ACPEF Corporate Relations Committee has had several meetings resulting in efforts to reach out to new supporters for our both the Practice Management Course and the Annual Session. The Foundation has also continued its support of our core initiatives for resident, practitioner, and faculty/research support. The Foundation paid for all interested resident members to attend the virtual Annual Session and continues to pay all resident member dues.

As we move forward into 2022, we all hope we finally will be able to meet in person again. As proud as we all are of our ability to adjust to the trying times of

the past few years, we have seen that there is nothing that matches the ability to interact in-person with colleagues and friends. We are also proud of our members who continue to support prosthodontics and we look forward to expanding our reach within the dental community, which includes our corporate partners who have been with us. The investment our members have in our Foundation every year ensures the continued growth of our specialty. Remember it is because of these donations that we can fund research for both residents and faculty,

deliver high quality programs to help members practice at a high level, and plan for a secure future.

Here is to 2022, we hope to see everyone in-person in Austin for the 52nd Annual Session of the ACP! ■



Dr. Karen Bruggers is Department Head and Chair of the Department of Prosthodontics at LSU School of Dentistry. She is Chair of the ACP Education Foundation.

Show them how a prosthodontist can help.

These brand-new brochures were created to highlight your advanced skills in restoring smiles, the superior esthetics you can provide, and how to properly care for new dentures.

These are a great tool to help patients understand the value of seeking care from a prosthodontist.

Also Available: Dental Implants, Dentures, Dry Mouth, Oral Cancer, and TMJ/TMD



Collaborations: the key to excellent outcomes

The 51st Annual Session of the American College of Prosthodontists was a monumental celebration, highlighting how working together can lead to the best patient outcomes.




2020-2021 ACP President Dr. Mark C. Hutten (center) with 2019-2020 ACP President Dr. Stephen I. Hudis (left) and 2021-2022 ACP President Dr. Lars Bouma.

ACP President Dr. Mark C. Hutten and Program Chair Dr. Alvin G. Wee welcomed over 1,200 attendees to the new and improved virtual Annual Session of the ACP! This meeting focused on how working collaboratively with other practitioners, physicians, laboratories, and industry partners can provide the best outcomes for the prosthodontic patient.

This year's scientific sessions took place in 10 Connection blocks throughout the week. Each block was moderated by a past president of a dental organization, featured three to four speakers, and time for a collaborative Q & A. All of the educational content is available on-demand for one year!

We would like to extend a special thank you to the over 30 speakers, 10 moderators, and numerous sponsors who contributed to the success of this meeting!



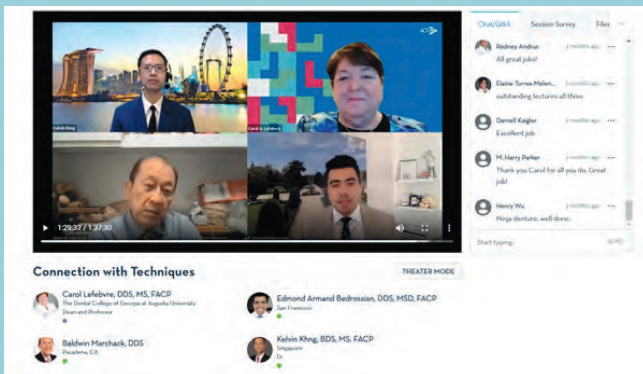
The 2021 Annual Session took place on a brand-new virtual platform that allowed for increased collaboration and on-demand learning.

THANK YOU TO OUR SPONSORS




ANNUAL SESSION 2021

COLLABORATIONS: THE KEY TO EXCELLENT OUTCOMES



Each speaker had the opportunity to interact with attendees and be part of a live Q&A with the other speakers in their Connection, facilitated by a moderator.



Special Thanks!

A special thank you to the 2021 Annual Session Program Chair Dr. Alvin G. Wee for putting together an excellent event.



ACPEF Founders Society Award

Dr. John R. Agar was recognized as the recipient of the 2021 ACPEF Founders Society Award, which honors individuals who have made a significant impact on the growth and development of the ACP Education Foundation, and have demonstrated an extraordinary level of commitment to the advancement of the specialty.


Dr. Agar is a long-time supporter of the ACPEF, a past president of the ACP, American Board of Prosthodontics, and has served in leadership roles for several other dental organizations.



Awards of Distinction



Dan Gordon Lifetime Achievement Award:*
Dr. Susan E. Brackett



Distinguished Researcher Award:
Dr. Sompop Bencharit



Distinguished Service Award:
Dr. Steven J. Sadowsky



Educator of the Year Award:
Dr. Robert M. Taft



Junior Educator Award:
Dr. Ahmed M. Mahrous



Distinguished Clinician Award:
Dr. Betsy K. Davis




Dental Technician Leadership Award:
Matt Winstead, CDT




Maj. Gen. (Ret.) Bill B. Lefler Federal Services Award:
Dr. Thomas Girvan



***Special Thanks** The American College of Prosthodontists would like to recognize the generosity of Ivoclar Vivadent as the sponsor of the 2021 Dan Gordon Lifetime Achievement Award.



1ST PLACE
Bur Choice Impacts Cutting Efficiency When Removing Zirconia Restorations
Francis L. Keeling, B.Dent. Sc, MSc, University of Texas Health Science Center at San Antonio (2024)



2ND PLACE
Effect of Printing Layer Thickness of Implant Surgical Guides on the Degree of Deviation in the Final Implant Position
Ahmad A. Alkanderi, DDS, MSD, University of Texas Health Science Center-Houston (2021)



3RD PLACE
The Trueness of Obturator Prosthesis Base Manufactured by Conventional and 3D-printing Techniques
Amal Saud Alfaraj, BDS
Indiana University (2021)

Private Practice Prosthodontist Award



Region 1:
Dr. Samer Khayat



Region 2:
Dr. Hunter Dawson



Region 3:
Dr. Andrew C. Johnson



Region 4:
Dr. Kent J. Howell



Region 5:
Dr. Keith M. Phillips



Region 7:
Dr. Brian Kucey

2021 President's Award



Dr. Susan E. Brackett

Dr. Susan E. Brackett was recognized as the recipient of the 2021 President's Award. Dr. Mark C. Hutten selected Dr. Brackett for this honor for her exceptional service to the College, and her dedication to furthering the specialty.

Sponsored by:



The American College of Prosthodontists would like to recognize the generosity of Thommen Medical for sponsoring the 2021 President's Award.

John J. Sharry Research Competition

The John J. Sharry Research Competition is held annually to stimulate and acknowledge original research in prosthodontics by students. This year's competition included six great virtual presentations from residents and recent graduates.

Thank you to all six of the Sharry Competition finalists, who deserve to be commended for their outstanding presentations and for their adaptation to the virtual format. Also, thank you to the ACP Research Committee, and Committee Chair Dr. Galen B. Schneider for overseeing the competition.

This activity was supported by an education grant from GlaxoSmithKline and the ACP Education Foundation.



Additional Sharry Competition finalists include:

Influence of Connector Design on the Fracture Resistance of Implant-supported 4Y-TZP Fixed Dental Prosthesis (FDP)

Yu Chun Lin, DDS, MS, University at Buffalo (2021)

Accuracy of Digital Impressions at Varying Implant Depths: An In vitro Study

Vivia Victor Sequeira, BDS, MS, West Virginia University (2021)

Effect of Fiber Reinforcement on Flexural Strength of the Transitional Implant-Supported Fixed Dental Prosthesis

Shivani C. Suvarna, BDS, University of Washington (2021)

ANNUAL SESSION 2021

COLLABORATIONS: THE KEY TO EXCELLENT OUTCOMES

2021 Resident and Dental Student Digital Poster Competition

This year there were 55 residents and dental students who participated in the Digital Poster Competition. Participants submitted their poster, along with a recorded video presentation, which was then reviewed by the judges. Finalists for each of the categories were selected, and those finalists presented to the subcommittee via Zoom on Saturday, Oct. 23.

All of the poster presentations were available on-demand throughout the meeting, with the final round of judging premiering on Friday, Oct. 29, where the winners were announced.

Predoctoral Category

1ST PLACE

Accuracy of Torque Control-Devices in Implant Dentistry: An In-Vitro Study

Mr. Varun Goyal, Stony Brook University

2ND PLACE

Preclinical Virtual Removable Partial Denture Survey and Design

Ms. Ellen Stewart, University of North Carolina

3RD PLACE

Stereophotogrammetry Imaging: An Approach for Screw Retained Implant Prosthesis Fabrication in Oral Rehabilitation

Dr. Mazen Aly, University of Michigan

Resident Case Presentation Category

1ST PLACE

Battle of the Bands: Grayson-NAM vs. DynaCleft Taping

Dr. Alexa Schweitzer, Montefiore Medical Center

2ND PLACE

Digital Technique for Fabricating Custom Healing Abutments with Native Root-Form Anatomy

Dr. Jeffrey Hoyle, United States Navy

3RD PLACE

Fabrication of a dual appointment 3-D printed Definitive Hollow Obturator for a Maxillectomy Defect- Workflow and Pitfalls

Dr. Karan Handa, University of Manitoba

Resident Original Research Category

1ST PLACE

Three-Dimensional Accuracy of Implant Placement Related to the use of Dynamic Navigation Compared to Fully Guided and Conventional Implant Placement using an Out-of-Bounds Guide

Dr. Alyssa-Joy Oviatt, United States Air Force

2ND PLACE

Bond Strength of Different Self-Adhesive Resin Cements to Zirconia

Dr. Nupur Patel, University of Pennsylvania/University of Texas
MD Anderson Cancer Center

3RD PLACE

Value Characteristics of Veneered Porcelain on Polychromatic Zirconia

Dr. Jeremiah Sparks, United States Navy

2021 *Journal of Prosthodontics* Award Winners

The *Journal of Prosthodontics* has selected the winners of the 2021 Best Article Awards. Associate editor-in-chief Dr. Sharon Siegel, along with panel of associate editors, rated and reviewed all Journal articles published between Aug. 2020 and July 2021 and selected three winners. The first author is awarded a cash prize and certificate.

Systematic Review

Zhang Q and Yue X. Marginal bone loss around machined smooth neck implants compared to rough threaded neck implants: a systematic review and meta-analysis. *J Prosthodont* 2021; 30:401-411.

<https://doi.org/10.1111/jopr.13333>

Research Paper

Pontevedra P, Lopez-Suarez C, Pelaez J, et al. Prospective clinical evaluation of posterior monolithic zirconia fixed partial dentures using a complete digital workflow: two-year follow-up. *J Prosthodont* 2021; 30: 298-304.

<https://doi.org/10.1111/jopr.13251>

David A. Felton Award (Case Report)

Shi S, Li N, Jin X, et al. A digital esthetic rehabilitation of a patient with dentinogenesis imperfecta type ii: a clinical report. *J Prosthodont* 2020; 29: 643-650. <https://doi.org/10.1111/jopr.13237>

Congratulations to all the authors of the selected articles. Learn more about the winners and access the articles online by visiting [Prosthodontics.org](https://www.prosthodontics.org).

Board Prep Course

2021 ACP Board Prep Course



The 2021 Board Preparation Course took place virtually over two weekends in September. This was the first time this course was offered virtually, with 114 attendees and 11 speakers contributing to a overwhelmingly successful two-day event!

Thank you to everyone who participated, attended, and contributed. We are so excited for everyone who is preparing to take the Board Certification Exams.

The ACP will be announcing the plans for the 2022 Board Prep Course soon.

Practice Management Webinar Series
Ongoing through 2022

National Prosthodontics Awareness Week
April 24 - 30, 2022

52nd Annual Session of the ACP
Nov. 2 - 5, 2022

Upcoming Events

Welcome New Members

August – October 2021

Reinstated Fellows

Dr. Alberto J. Ambard
Dr. Ismail Okasha

New Member

Dr. Mireya E. Imitola

Reinstated Members

Dr. Pranav P. Bhide
Dr. Wayne W. Hsieh
Dr. Joshua Kristiansen
Dr. Jacqueline Medina
Dr. Kumar J. Patel
Dr. Mitchell J. Persenaire
Dr. Penny Planzos
Dr. Selda Sayek
Dr. Lori A. Walker

New Academic Alliance Affiliate

Dr. Junying Li

New Global Alliance Affiliates

Dr. Dale G. Howes
Dr. John D. Krezel
Dr. Lam Thien Lu
Dr. Hazem Tamim

Reinstated Global Alliance Affiliate

Dr. Anthony P. McCullagh

New Resident Members

Dr. Himanshi Aggarwal
Dr. Rama N. Al- Rashdan
Dr. Hassan B. Alamri
Dr. Zainab A. Albasry
Dr. Noura J. Al-kubaisi
Dr. Ahmed A. AlMozayen
Dr. Omar M. Alqabandei
Dr. Fatemah Alsatlan
Dr. Ali Sammer Alsharif
Dr. Catherine Arreaza
Dr. Jesse M. Barker
Dr. Elhaine N. Beato
Dr. Ruhaniyot Kaur Cheema
Dr. Carmen Cuello
Dr. Olga Dabrowski
Dr. Hashem M. Dashtti
Dr. Ahmad Reza Edalati Sharbaf
Dr. Marijana Eic
Dr. Stephany V. Ferreira

Dr. Natasha Gandarilla
Dr. Abhina Gautam
Dr. Sadaf Gavahi Kashani
Dr. Roshni Gehlot
Dr. Linda Hussan
Dr. Rubinya Sundar Iyer
Dr. Mamdouh O. Kachlan
Dr. Harshiv K. Karia
Dr. Ken H. Kim
Dr. Sung Ryul Kim
Dr. Vinay K. Madavan
Dr. Abdulaziz Mandani
Dr. Grethel Millington
Dr. David K. Minoli
Dr. Michael T. Miyamoto
Dr. Omar Alabd Mohamed
Dr. Joseph Michael Molisani
Dr. Omar HMS Moustafa
Dr. Stephanie Rameh
Dr. Aaron Joseph Ramon
Dr. Karina C. Rochabrun
Dr. Andrew S. Ryser
Dr. Katie M. Senkiw
Dr. Layan S.M Suleiman
Dr. Elham Vakili
Dr. Briar Elizabeth Voy
Dr. Majid Zakeri

New Advanced Program & Graduate Student Alliance Affiliates

Dr. Hajir Moin
Dr. Luisa A. Schuldt

New Predoctoral Alliance Affiliates

Ms. Madison C. Ackel
Mr. Jaspreet P. Ahluwalia
Mr. Conner P. Allison
Ms. Hope A. Babin
Mr. Parker R. Ball
Ms. Hannah L. Battle
Ms. Katherine M. Bigham
Ms. Rachel L. Blum
Ms. Blakeley M. Bond
Ms. Hanna E. Brashier
Ms. Caroline M. Carlock
Mr. Patrick R. Cecola
Mr. Vlad Cobzaru
Ms. Murphy M. Conlin
Ms. Natalee B. Dinkins
Ms. Alexandra H. Durel

Ms. Phoebe R. Fortenbeny
Ms. Olivia L. Fraser
Ms. Natalee N. Gordon
Ms. Cecilia K. Hazard
Ms. Olivia C. Hoy
Ms. Emily B. Johnson
Ms. Ann C. Kennedy
Ms. Salaam M. Khaled
Ms. Nadia N. Khan
Ms. Krishna A. Kumar
Mr. Dakota D. Laseter
Mr. Taeyoung Lee
Mr. Alexander J. Maal
Dr. Leonardo Gabriel Marquez Leanos
Ms. Megan H. Mitchell
Ms. Brooke E. Naquin
Ms. Mariah Oyen
Mr. Patrick B. Parent
Ms. Ann O'Neal Pevahouse
Ms. Katie T. Pham
Mr. Matthew V. Pham
Ms. Amanda W. Pharo
Ms. Claire A. Pitts
Ms. Samantha D. Prejean
Mr. Dylan D. Roberts
Mr. Patrick L. Roesch
Mr. Jeffrey Nick Sanders
Mr. Clayton S. Sorrells
Mr. Wesley C. Spigener
Mr. Heber M. Strobel
Ms. Macie R. Stultz
Ms. Miranda L. Walters
Ms. Antoinette M. Watson
Ms. Catherine R. Weber
Mr. Fred S. Willis
Ms. Jacquelyn Yeh

Job Opportunities



ASDOH - Assistant/Associate Professor, Restorative CAD/CAM Dentistry

Arizona (Mesa) – ASDOH – Assistant/ Associate Professor, Restorative CAD/CAM Dentistry. A.T. Still University's Arizona School of Dentistry & Oral Health (ATSU-ASDOH) is seeking a full-time general dentist or prosthodontist with extensive experience in restorative CAD/CAM dentistry to join the predoctoral clinical faculty at the academic rank of Assistant or Associate Professor. The position is available immediately. ASDOH is dedicated to educating caring, technically adept dentists who become community and education leaders serving those in need. For more information, or to apply, please visit: atsu.edu/asdoh-1797



ASDOH - Assistant/Associate Professor, Prosthodontics / Advanced Restorative Dentistry

Arizona (Mesa) – ASDOH – Assistant/ Associate Professor, Prosthodontics / Advanced Restorative Dentistry
A.T. Still University's Arizona School of Dentistry and Oral Health (ATSU-ASDOH) is seeking a full-time prosthodontist to join the predoctoral clinical faculty at the rank of Assistant or Associate Professor. The position is available immediately. ASDOH is dedicated to educating caring, technically adept dentists who become community and education leaders serving those in need. To learn more or to apply, please visit: atsu.edu/asdoh-1867

Job Opening/Partnership

Arizona (Scottsdale) – Scottsdale, Arizona prosthetic dental office looking for prosthodontist associate leading to partnership/buy-in. 100% fee for service, Doctor practices four days/week and lectures ~15/year. Office up to date with current digital technologies, large dental lab, 5 operatories. Please contact me with any questions at shgdds@mac.com.

Associate Prosthodontist Position

California (Laguna Hills) – Laguna Hills Prosthodontic Dental Office seeking a Prosthodontist Associate. Fully digital equipment and In-House Zirconia dental Laboratory. Please call the office at (949)-951-7988 or Email dr.garbacea@gmail.com.

Job Opening

California (Palm Springs) – Craig Conrow DDS MS is seeking a Prosthodontist in Palm Desert, CA. This is an amazing full time opportunity that also comes with buyout options and high income potential. Qualifications: DMD or DDS, Valid State license. Send resume to doctor@mb2dental.com to learn more about this opportunity

Associate Prosthodontist Position

Colorado (Denver) – Restorative Dentistry Group is Colorado's largest privately owned prosthodontic group practice. We currently have 5 locations across the Denver metro area. We are looking for energetic, passionate associate prosthodontists who are eager to treat patients with a wide range of dental needs from straight forward to complex. We use the latest technologies and our own specialized dental lab supports our practices. By joining our team you'll have the opportunity to work collaboratively with a small group of experienced, innovative, and ambitious prosthodontists. Expand your skill set through creatively problem solving patient needs and delivering solutions that span a large spectrum of treatment options. We offer competitive compensation, great working environment and an amazing team. Ownership opportunities for the right associates as we continue to grow. Please send resume / CV to zaccutler@denverrestoratedentistry.com.

Prosthodontist Opening

Colorado (Lone Tree) – Willow Creek Dental Specialty Center is looking for an energetic prosthodontist to join our established team of dental specialists in the Denver Tech Center. Our vision is to provide top tier inter-disciplinary care in one modern facility, through the use of advanced technologies and

a talented support team. We are partnered with a network of general practices and focus on comprehensive treatment. Please send resume / CV for more information or simply click this link to apply: <https://stanbrick.bamboohr.com/jobs/view.php?id=137>. Benefits include: Medical/Dental, 401k, Paid Time Off Compensation: \$200-250k guaranteed annual salary or 40% of production (whichever is greater) <https://wcdspecialty.com/>

Job Opening

Connecticut (Hartford) – Looking for a PT or FT associate with the future opportunity to buy equity. Lots of veneers and full mouth rehabilitations in an established practice. Must have great hand skills and passion to do excellent dentistry. The sky is the limit if you want to grow! Please contact: avinashbidra@yahoo.com.

**Clinical Assistant/Associate Professor**

Florida (Gainesville) – University of Florida Department of Restorative Dental Sciences Division of Prosthodontics

Clinical Assistant/Associate Professor
The University of Florida College of Dentistry is seeking applications for a full time clinical track faculty position in the Department of Restorative Dental Sciences, Division of Prosthodontics at the Assistant/ Associate Professor rank.

Responsibilities for this position will center on learner-centered pre-doctoral level didactic, pre-clinical and clinical instruction in prosthodontics, including serving as a course director, participation in intramural faculty practice, distinction in academic pursuits and service, and include opportunities for participation in the development of departmental research and/or other scholarly activities. Applicants should possess the skills and knowledge to provide clinical coverage in all aspects of general dentistry. As well as being a strong clinician, applicants should be organized, open minded, dedicated to excellence in teaching students according

to the guidelines set by the department, proficient with technology and the use of electronic health records, abreast of current evidence-based dentistry and possess excellent communication skills. The position's requirements include a DDS, DMD or equivalent degree and Prosthodontics specialty education. Preferred qualifications include previous teaching experience.

To apply, please go to <http://jobs.ufl.edu/> and search for job number 73416.



Clinical Assistant/Associate Professor

Florida (Gainesville) - University of Florida Department of Restorative Dental Sciences Division of Prosthodontics

Clinical Assistant/Associate Professor The University of Florida College of Dentistry is seeking applications for a full time clinical track faculty position in the Department of Restorative Dental Sciences, Division of Prosthodontics at the Assistant/ Associate Professor rank.

Responsibilities for this position will center on learner-centered pre-doctoral and graduate level didactic, pre-clinical and clinical instruction in prosthodontics, including serving as a course director, participation in intramural faculty practice, distinction in academic pursuits and service, and include opportunities for participation in the development of departmental research and/or other scholarly activities. Applicants should possess the skills and knowledge to provide clinical coverage in all aspects of general dentistry. As well as being a strong clinician, applicants should be organized, open minded, dedicated to excellence in teaching students according to the guidelines set by the department, proficient with technology and the use of electronic health records, abreast of current evidence-based dentistry and possess excellent communication skills. The position's requirements include a DDS, DMD or equivalent degree and Prosthodontics specialty education from a CODA-accredited postgraduate prosthodontics program with a minimum of five years teaching experience.

Preferred qualifications include board certification.

To apply, please go to <http://jobs.ufl.edu/> and search for job number 519002.



Prosthodontics Program Director

Kentucky (Louisville) - The Department of Rehabilitative & Reconstructive Dentistry, Division of Prosthodontics, is seeking qualified applicants for a full-time position as Program Director of the Graduate Prosthodontics Residency Program. Academic rank and salary will be commensurate with qualifications and experience. Applicants must possess a DDS or DMD degree or equivalent, and be eligible for licensure in the Commonwealth of Kentucky. Candidates must have completed a formal training program in Prosthodontics from a CODA-accredited institution, and be Board Certified.

Successful applicants will become part of the department's dynamic and contemporary predoctoral and postdoctoral teaching team. All successful candidates will be expected to participate in the School's intramural practice.

Successful applicants will be joining a department committed to a high-quality educational program with a progressive undergraduate, and postgraduate curriculum. Applicants should apply online to Job #40864 at louisville.edu/jobs, and should submit a letter of interest and the names of three professional references plus curriculum vitae to: Ashley Wilson, Unit Business Manager; aodale01@louisville.edu

equivalent, and be eligible for licensure in the Commonwealth of Kentucky. Candidates must have completed a formal training program in Prosthodontics from a CODA-accredited institution. Successful applicants will become part of the department's dynamic and contemporary predoctoral and postdoctoral teaching team. All successful candidates will be expected to participate in the School's intramural practice. Successful applicants will be joining a department committed to a high-quality educational program with a progressive undergraduate, and postgraduate curriculum. Applicants should apply online to Job ID: 40400 at louisville.edu/jobs and submit a letter of interest (including date of availability, and the names of three professional references) plus curriculum vitae to: Ashley Wilson, Unit Business Manager; aodale01@louisville.edu

LSU Health New Orleans School of Dentistry Full-time Faculty Position

Louisiana (New Orleans) - LSU Health New Orleans School of Dentistry is seeking applications for a full time clinical track faculty position in the Department of Prosthodontics at the Assistant/Associate Professor rank.

Responsibilities for this position will center on pre-doctoral level didactic, pre-clinical and clinical instruction in prosthodontics. Applicants should possess the skills and knowledge to provide clinical coverage in all aspects of prosthodontics specifically as well as general dentistry. Experience with the use and application of digital dentistry, as well as implant restorations and conventional fixed and removable prosthodontics is highly desired. The dentist will work collaboratively within all disciplines of the department and other departments of the LSUHSC School of Dentistry. Faculty Dental practice and post graduate teaching are options that are available. The position's requirements include a DDS or DMD degree. A post graduate degree in prosthodontics is desirable. Salary and rank are commensurate with credentials and experience. Applications will be accepted online on the Applicant Portal: <https://lsuhsc.peopleadmin.com/postings/9344>



Assistant Professor (Term) - Prosthodontics

Kentucky (Louisville) - The Department of Rehabilitative and Reconstructive Dentistry is seeking qualified applicants for a full-time Assistant Professor (Term) position in the Prosthodontics unit. Academic rank and salary will be commensurate with qualifications and experience. Applicants must possess a DDS or DMD degree or

Candidates should submit curriculum vitae along with a list of potential references, and letters of recommendation with online application materials. Letters should be addressed to Karen Bruggers DDS MS, Chair Department of Prosthodontics. LSU Health is an Equal Opportunity Employer for females, minorities, individuals with disabilities and protected veterans.

Established Comprehensive Prosthodontic Practice Seeking Associate

Maine (Portland) - A terrific opportunity exists for an experienced, outgoing prosthodontist to join an established practice offering aesthetic, fixed, implant and removable prosthodontics as well as comprehensive dental care. Associateship with a view toward partnership. Our modern and spacious office is conveniently located in Portland, Maine. Interested candidates may submit a resume / C.V. and photo samples of work to: info@prosthodonticsassociates.com.

Associate Prosthodontic Position

Maryland (Columbia) - Modern Prosthodontic practice with multiple locations looking to add another provider. Position can be PT or FT. Must be proficient in all phases of Prosthodontics; surgical experience preferred. We are looking for someone committed to a high quality of patient care and with good communication skills. 2 years of professional experience preferred but recent grads will be considered. Requirements:

- Degree of Dental Surgery (DDS) or Dental Medicine (DMD)
- Prosthodontic certificate from an ADA accredited program
- Active and unrestricted Maryland license

For more information, or to apply, please email: manager@marylandprosthodontics.com

Job opening for Doctor

Massachusetts (Northampton) - EMA Dental Prosthodontics, the only Prosthodontic group practice in Western Massachusetts is seeking a Prosthodontist to join our team. EMA Dental Prosthodontics has a rich history of over 38 years in the

Valley treating the most complex and rewarding cases in Western Massachusetts and beyond. Fee for service practice with a broad referral network of Western Massachusetts including the Berkshires and Southern Vermont. Primary office location for this position is in the beautiful Five College region of Amherst and Northampton. Ideally this position is for an experienced Prosthodontist looking to practice full or part time in a relaxed, yet very productive, well organized dental group... practice with a 6000 patient base and strong monthly referral numbers. Although the services in the practice include all aspects of prosthodontics (full rehabilitations, surgical planning and placement of implants) this position may be best suited for a Prosthodontist wanting to focus on the large amount of removable and implant supported removable prosthesis patients.

The doctor however will not be restricted and can practice in all aspects of Prosthodontic care as they feel appropriate. Leave your practice management challenges behind and see what it is like to practice in a beautiful area of our state, with staff second to none, in a practice in the top 3% of practices in the country! It can be better in Western Massachusetts, come and see the EMA difference. Send background information to drmariano@emadental.com and let's start the conversation. [Emadental.com](http://emadental.com)



Assistant/Associate Professor of Prosthodontics (DOQ)

Nebraska (Omaha) - Creighton University is seeking a motivated individual to support the didactic and clinical curricula of the school through a broad spectrum of patient services through the Clinic Model.

The School of Dentistry provides an exceptional education in an unrivaled clinical learning environment and is an integral component of Creighton University located in Omaha, Nebraska.

The 12-month, Assistant/Associate Professor will work with a team of dedicated faculty who are building on a rich legacy of

excellence in dental education and expanding our capacity as a national resource in the dental profession. Responsibilities include supporting the delivery of the curriculum notably in the preclinical courses and labs in addition to the clinic.

Primary appointment will be in the Department of Prosthodontics. Qualified candidates must have a DDS or DMD degree or, an equivalent degree from an international program along with completion of an ADA accredited clinical specialty program and successful completion of Part I and Part II of the National Board Dental Examination, prior to the date of hire. Candidates must be licensed or eligible for licensure in the state of Nebraska. Prosthodontic specialty degree or private practice with documented experience in Prosthodontics is preferred but not mandatory. General dentists are also encouraged to apply. This is a non-tenure position and will require academic appointment in the Clinician Educator track and having the opportunity for transition to a tenure track. Candidates must also possess strong organizational and communication skills with a demonstrated ability to work collaboratively in a collegial, interdisciplinary environment. To apply, please go to <http://k.rfer.us/CREIGHTONhJ71X0>



Clinical Assistant Professor / Clinical Associate Professor / Clinical Professor

New York (New York) - New York University: College of Dentistry: Prosthodontics

Position Description: The Department of Prosthodontics of NYU College of Dentistry is seeking qualified applicants for a full time clinical track faculty position. The successful applicant will join a department committed to the highest quality educational programs and a broad spectrum of patient care.

Qualifications: Candidates must possess a DDS, DMD, or an equivalent degree as well as advanced training in Prosthodontics. The candidate must have or be eligible for New York State Dental License. Previous teaching experience is highly desirable.

Application Instructions: Evaluation of applicants will begin immediately, successful candidate to start January 2022. NYU offers competitive compensation, including excellent benefits. Salary and academic rank are commensurate with credentials and experience. Applicants should submit letter of interest and curriculum vitae to Dr. Marjan Moghadam, Chair of Search Committee - via Interfolio <https://apply.interfolio.com/92746>

NYU is an Equal Opportunity/Affirmative Action Employer.

Chair, Department of Comprehensive Care - CWRU School of Dental Medicine

Ohio (Cleveland) - CWRU School of Dental Medicine Case Western Reserve University (CWRU) is seeking nominations and applications for a full-time, tenured/tenure track faculty member for the position of Chair of the Department of Comprehensive Care. Candidates should have a commitment to the institutional missions in teaching, research/scholarly activity, patient care and organizational quality improvement. Professional and academic experience must be commensurate for the rank of Professor or Associate Professor. The department chair is responsible for leading the department faculty members in support of the DMD (didactic, pre-clinical and clinical) and Advanced Education in General Dentistry program. Mentoring faculty and students to enable high quality, rigorous scholarship and service is expected. Participation in the faculty practice is encouraged. The Chair of the Department reports to the Dean of the School of Dental Medicine.

Required qualifications:

- DMD/DDS or equivalent
- Experience in all aspects of restorative dentistry
- Record of administrative achievement and ongoing leadership roles in academic dentistry/medicine
- Track record of sustained research and development with documented ability to attract extramural funding
- Collaborative management expertise with excellent interpersonal and communication skills

- Experience with graduate and undergraduate CODA accreditation
- Familiarity and experience with all aspects of digital dentistry

Preferred qualifications:

- Doctor of philosophy (PhD) in a health sciences or related field
- Board certification by the American Board of Prosthodontics or equivalent (if applicable)
- Vision for role of Comprehensive Care in interprofessional education and interprofessional patient care

CWRU and Cleveland Clinic's newly opened Health Education Campus (<http://hec.case.edu/>) is home to the CWRU Schools of Medicine, Dental Medicine and Nursing as well as the Cleveland Clinic Lerner College of Medicine. The campus consists of the Sheila and Eric Samson Pavilion and the Dental Clinic and offers an unparalleled and state of the future educational experience for our next generation of leaders in health care. This dynamic position commands a competitive salary enhanced by an attractive benefits package and a collegial work environment. Interested applicants should initially send a statement of career objectives and complete curriculum vitae to the Search Committee by emailing the Search Committee for Comprehensive Care Chair (email address: compcaresearch@case.edu).

In employment, as in education, Case Western Reserve University is committed to Equal Opportunity and Diversity and advancing an inclusive community, in which everyone is welcome, respected, valued and heard. Along with colleagues across the university, our faculty, staff and students are engaged in continued and meaningful dialogue about issues of systemic racism, and we are determined to implement direct measures to end discriminatory practices on our campus and enhance our contributions to the communities around us. Women, veterans, members of underrepresented minority groups, and individuals with disabilities are encouraged to apply. As our society grapples with the history, legacy and persistence of entrenched racism and its impact on communities of color, we reaffirm our mission to expand opportunities

for underrepresented groups; provide a multifaceted education for our students; foster a culture of diversity, pluralism and recognition of individual difference; and realize our ideals within the university and in the larger world.

Case Western Reserve University provides reasonable accommodations to applicants with disabilities. Applicants requiring a reasonable accommodation for any part of the application and hiring process should contact the Office of Equity at (216) 368-3066 to request a reasonable accommodation. Determinations as to granting reasonable accommodations for any applicant will be made on a case-by-case basis.

Applicants are also asked to submit a statement explaining how their research, teaching, and/or service have contributed to diversity, equity and inclusion within their scholarly field(s) and/or how their individual and/or collaborative efforts have promoted structural justice inside and outside institutions of higher learning. This statement should also reflect on the ways in which the candidate's continued efforts will foster a culture of diversity, pluralism, and individual difference at Case Western Reserve University into the future.

Job Opening

Pennsylvania (Collegeville) - Lanap & Implant Center of Pennsylvania, Collegeville PA. interviewing enthusiastic and experienced periodontist or prosthodontist to join our 25-year-old fee for service implant, Perio, Prosthodontic integrative office.

Requirements: DDS or DMD degree, and postgraduate degree. Send Resume supporting credentials to dmdseminars@aol.com to learn more about this opportunity.

Real Equity Partnership Opportunity

Pennsylvania (Philadelphia) - Leading Edge Prosthodontic Practice established in 1986. Self directed patient base, high gross. In-house comprehensive Zirkonzahn centric laboratory. Diagnostic infrastructure includes Medit 500 and 700 intra-oral scanners, high resolution full face cbct, photogrammetry, digital photo studio, ZZ Plane Finder/Face

Hunter. All therapies are prosthodontically directed. Looking for patient centric, talented, and entrepreneurial minded prosthodontists to join a well established and growing practice. Great opportunity for equity and secure future.

Please email or text Bruce Chernow DDS, brucechernow@mac.com, cell: (215) 870-6557.

Modern all digital office seeking an associate

Texas (Dallas) - Modern all digital office with in-office lab is seeking an experienced quality-focused associate Prosthodontist. High income potential of up to \$650,000. Partnership opportunities available. Please send resume to bcpdallas@yahoo.com.

Solo Private Practice seeks ambitious Prosthodontist

Texas (Dallas-Ft. Worth) - Solo Private Practice seeks ambitious, strong work ethic, high quality oriented Prosthodontist-Associate leading to Partnership. Low volume/ high production practice. Great opportunity in one of the strongest economies in the country. Unlimited growth potential. www.dentalimplantcenter.com
Email: david_mcfadden_dmd@yahoo.com



Program Director, Prosthodontics

Texas (San Antonio) - The Department of Comprehensive Dentistry at the UT Health, School of Dentistry at San Antonio invites qualified applicants for a full-time faculty position as the Program Director of the Advanced Education Program in Prosthodontics. Academic rank and salary will be commensurate with qualifications and experience. Applicants must have a D.D.S. or D.M.D. or foreign equivalent, and a Certificate in Prosthodontics from a CODA-approved program. Board Certification is required. Experience in Advanced Dental Digital technology is required.

The selected candidate will be responsible for the recruitment, training and supervision of advanced education students

in Prosthodontics. It is expected that the Program Director will provide leadership in strategic planning, curriculum management, financial responsibility and must ensure that the program complies with the programmatic requirements as laid out by the Commission on Dental Accreditation. Specific duties will include didactic and clinical education of advanced education students, management of clinical staff, as well as clinical supervision of patient care. Experience in Advanced Dental Digital technology is required. Expectations include the development of congenial working relations with students, staff, and faculty. Please apply at <http://uthscsa.edu/hr/employment.asp>. All faculty appointments are designated as security sensitive positions. The University of Texas Health Science Center at San Antonio is an Equal Employment Opportunity/Affirmative Action Employer including protected veterans and persons with disabilities.



Assistant Professor/Clinical Full-Time Only

Texas (San Antonio) - UT Health San Antonio, School of Dentistry, Department of Comprehensive Dentistry is seeking applications for a full-time clinical track faculty position. Applicants must have a D.D.S. or D.M.D. or foreign equivalent with experience in Advanced Dental Digital technology and must possess either a Texas dental license or be license eligible. Completion of an CODA accredited residency program in Prosthodontics with Board eligibility is required. Board Certification is preferred. The individual selected for this position must be broadly competent in a wide range of general dentistry skills with the ability to supervise third year and fourth year dental students and residents as well as supervise preclinical prosthodontics courses and laboratories in our general dentistry focused curriculum. The School of Dentistry was founded in 1970 and graduated its first class of 14 members in 1974 and rapidly rose to a level of national and international distinction.

Today, the School graduates more than 100 dentists every year. With more than 200 dedicated full faculty members in 10 fields of study, the School of Dentistry is on the cutting edge of both oral health research and the delivery of patient care. The School has consistently ranked in the top of all schools of dentistry in the country and is currently ranked 7th among all dental schools for the number of grants received from the National Institutes of Health. The School has 562 students enrolled in the 2020-2021 School Year, which includes students in the DDS Program, Post-doctoral/Advanced Education, and Dental Hygiene.

The School of Dentistry mission is to improve oral health through excellence in education, research, patient care, and community engagement.

How to apply: Applicants should include a letter of interest, current curriculum vitae, and the names and contact information for three professional references. Submit applications through the UT Health Careers website <http://m.rfer.us/UTHSCSAjy03xF>

All faculty appointments are designated as security sensitive positions. The University of Texas Health Science Center at San Antonio is an Equal Employment Opportunity/Affirmative Action Employer including protected veterans and persons with disabilities.

Prosthodontic Associate Position Available

Washington D.C. - Washington, DC prosthodontist seeking a full-time prosthodontic associate with view towards ownership. Well established practice, highly regarded for offering the most exceptional prosthodontic dental treatment with special focus in esthetics and complex fixed reconstructions. 100% fee-for-service with strong specialist referral network.

In-house laboratory with full time laboratory technician. Using in-house CBCT, Trios scanner, CAD/CAM milling and printing we have a strong digital footprint. Interested individuals should submit resume to prosthodontistwashingtondc@gmail.com

Associate to Transition to Partner

Wisconsin (Green Bay) - Opportunity to Become a Partner of Bay Lakes Center for Complex Dentistry

Northern Wisconsin and the Upper Peninsula of Michigan
BLCCD.COM

Established in 1978, we have built a reputation for quality, compassion, and excellence with a practice limited to prosthodontics. Our practice focuses on comprehensive dental care featuring all phases of implant and reconstructive dentistry. We are searching for a motivated prosthodontist to join our team and transition to a partner.

Both doctors and their wives are avid sportsmen with a passion for fly-fishing and upland game hunting. Enjoy the low housing costs, excellent schools, and friendly community that Northern Wisconsin and the Upper Peninsula of Michigan offer. Potential candidates should have extensive dental implant skills, both surgical and restorative, ability to build relationships with referring doctors, leadership abilities, and a Certificate in Prosthodontics from a CODA accredited postdoctoral program
For additional information, please contact Jim Hammond at jehammon@newnorth.net

Practices for Sale

Prosthodontic Practice For Sale

Arizona (Tucson) - Come live where the sun always shines in Tucson, Arizona. 25-year history of good will and established Prosthodontic practice, great environment with easy convenient location, 50% restorative implant prosthodontics, 50% removable prosthodontics, with an in-office, fully equipped removable lab; owner retiring from practice will stay through transition. If interested email tucsonsmiles@gmail.com or call 520-745-5586

Well established Silicon Valley FFS practice for sale

California (San Jose) - Well established FFS practice with 3 fully functional operatories in a modern high-tech office. 2 generations of goodwill. Best suited for advanced restorative dentist or prosthodontist who likes dental implants! One mil+ for 20+ years. Lasers, Cone Beam, Digital X-rays. Guided Surgery and more. Many transition options available. Please send your CV to: sanjosedmd@gmail.com

PROSTHODONTIC PRACTICE FOR SALE IN SAN LUIS OBISPO CA AREA

California (San Luis Obispo County) - Prosthodontic dental office with a 35 plus year history of goodwill in the San Luis Obispo, CA area looking to find a wonderful, kind practitioner to purchase practice. Offering many transition options. The office is conveniently located in a beautiful Victorian building. Doctor owned real estate and buyer has the option to purchase. The office occupies approximately 1800 sq. feet and consists of 3 fully equipped ops, a private office, a reception area, a sterilization area, a staff lounge. The practice functions with state-of-the-art technology. Office is fully computerized with and operates Dentrix practice management software. This FFS practice grosses approximately 1M and generates approximately 11 new patients per month. The doctor will work

back in the practice or mentor (if desired) to help the new doctor with a successful transition. This is only at the request of the purchasing dentist. The practice is located in a great community in which to live and practice dentistry. Please send your CV to: prosthansluisobispoco@gmail.com

Beautiful Suburban Baltimore Digital Prosthodontic Practice

Maryland (Baltimore) - Opportunity for associateship leading to ownership or partnership in a 30 year old practice; renovated, Dentrix chartless (since 1994), 3600 sq ft with 9 operatories all with large windows, 2 labs, 2 Cerec Prime Scans with new mill, New Sirona CBCT, 3 hygienists, 2 GP associates, \$2.4mil gross, one surgical prosthodontist owner 3days/wk; excellent team. For more information, send resume to smiledds@aol.com

Practice for Sale

Texas (Austin) - An established prosthodontist office is for sale in Austin, Texas. This practice has a loyal referral base with minimal advertising and healthy profit margins. It includes a full service, in-house CAD/CAM digital laboratory. There are three technicians managed by a CDT with 30+ years of experience and highly accomplished in implant prosthetics, including many "All on 4's". Contact: mmorris@practicetransitionsgroup.com Phone 512-900-6552

Digital Implant/Prosthodontic Office Available for Partnership/Ownership

Texas (Dallas) - Large highly profitable advanced all digital implant / prosthodontic office with a modern full in-office lab is available for partnership/ownership. Please send resume to dfwprosthodontics@yahoo.com

Celebrate, wherever you are!




**NATIONAL
PROSTHODONTICS
AWARENESS WEEK**
April 24-30, 2022

National Prosthodontics Awareness Week (NPAW) is a movement powered by your grassroots efforts. The best way to raise visibility for the specialty of prosthodontics is to engage your local community, including dental students, other practitioners, and the public!

Check out ideas, templates, and tips to jumpstart your NPAW planning:

Prosthodontics.org/NPAW

ACP
AMERICAN COLLEGE OF
PROSTHODONTISTS

Your smile.
Our specialty.®

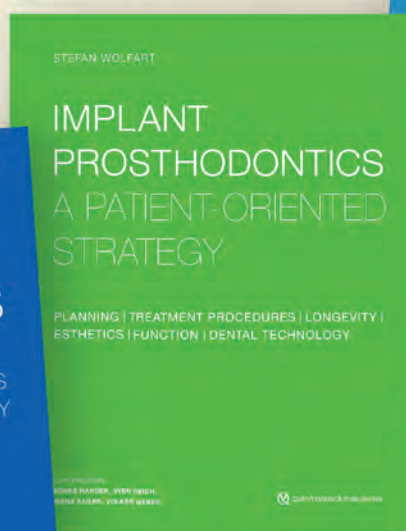
Prosthodontics is a complex world.

Let our authors make it easier for you, from systematic treatment planning to step-by-step clinical procedures.


Everything you need to know on modern reconstructive dentistry. BG138



Prosthetically driven implant surgery and custom esthetic restoration. BG115




Your roadmap to predictable treatment planning. B8267



Prosthodontics 3-book bundle **\$560**

Plus, get a FREE copy of *Dental Anatomy and Morphology*

Use code ACP21 at checkout.



B7703