

ACP MESSENGER

Volume 51 Issue 3



ALTERED OCCLUSAL SURFACES

PROSTHETIC DESIGN CONSIDERATIONS

PROSTHODONTIC SPECIALTY RECERTIFICATION

ACP
AMERICAN COLLEGE OF
PROSTHODONTISTS

Your smile.
Our specialty.®

Ivotion™ devotion

Dr. Richard Wilson - Houston, TX

"Since prescribing Ivotion, I have experienced fewer appointments and minimum post-op insertion adjustments. The precision fit of the tissue surface and occlusion is so good that I don't see my patients again until their scheduled appointments! No more emergency visits for a sore spot! Ivotion gives me the satisfaction of knowing I'm giving my patients state of the art treatment. Nothing compares to the Ivotion Digital Denture solution."



Ivotion™ Digital Denture



Scan to learn how
to prescribe your first
Ivotion Digital Denture.

ivoclarvivadent.com
Making People Smile

ivoclar
vivadent

Volume 51 Issue 3

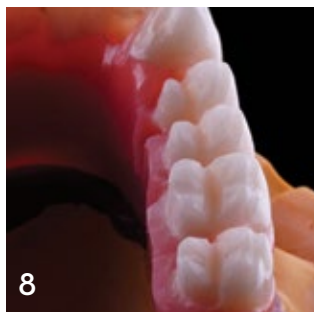


6

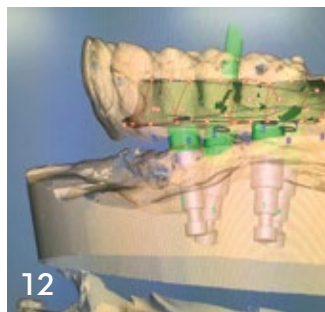
6 Let's share the knowledge

Amelia L. Orta, DMD, FACP

How clinicians working together helps all patients.



8



12

8 Technique for altered occlusal surfaces

Francis Keeling, B.Dent.Sc, MSc

An approach to mitigating the wear on acrylic denture teeth.

12 Prosthetic design considerations for quad zygomas

Yazeed Aljohani, BDS, MSD, Edwin Kee, MCDT, and Thomas Kiebach, DDS, MSD

A novel metal superstructure design to restore quad zygomas.



20

16 ACP ensures prosthodontics is recertified as a dental specialty

Susan E. Brackett, DDS, MS, FACP, Chair, ACP Recertification Task Force

Learn more about how the ACP advocates for you.

19 Consider giving to the Annual Appeal

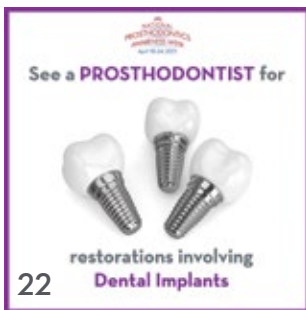
Karen Bruggers, DDS, MS, ACPEF Chair

The 2021 Annual Appeal of the ACPEF is underway.

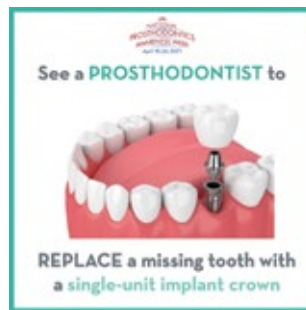
20 Leadership is a symphony

Mark C. Hutten, DDS, MS, FACP, ACP President

Volunteers give, and get back in return.



22



22 NPAW 2021: Replace, Restore, Renew

Samantha Rawdin, DMD

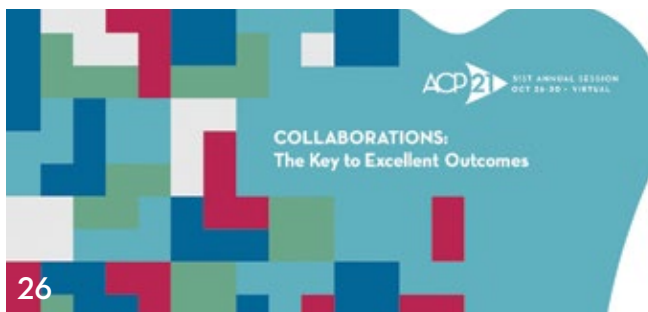
Highlighting the 2021 National Prosthodontics Awareness Week.

26 Annual Session Update

27 Our Community

28 Upcoming Events

28 Classified Ads



26

On the cover: Photographer Dr. Amelia L. Orta, Nikon D7100, 105mm ISO 125, f29, 1/125. Direct-to-implant, screw-retained, zirconia implant prosthesis. Dr. Orta would like to thank Mr. Jimmy So for the collaboration on this case.



Editor-in-Chief

Amelia L. Orta, DMD, FACP

Section Leads

Luiz H. Gonzaga, DDS, MS, Clinical Trends Lead
Ryan Mizumoto, DMD, MS, Private Practice Lead
Foteini Touloumi, DDS, MS, FACP, Academic Lead

Editor Emeritus

Lyndon F. Cooper, DDS, PhD, FACP

ACP Board of Directors

Mark C. Hutten, DDS, MS, FACP, President
Gerald T. Grant, BA, DMD, MS, FACP, Vice President
Lars Bouma, DDS, MS, FACP, President-Elect
Daniel A. Givan, DMD, PhD, FACP, Secretary
Caroline T. Nguyen, DMD, MS, FACP, Treasurer
Stephen I. Hudis, DDS, FACP, Immediate Past President
Elphida G. Ayvazian, DMD, Director, Public Relations & Communications Division
Lisa A. Lang, DDS, MS, MBA, FACP, Regional Membership Director – Central
Douglas G. Benting, DDS, MS, FACP, Director, Prosthodontic Forum
Mark Ludlow, DMD, MS, Director, Continuing & Professional Education Division
Linda Caradine-Poinsett, PhD, MJ, MBA, Executive Director
Ryan R. Sheridan, DMD, MS, FACP, Regional Membership Director – Federal Services
Peter J. Gerngross, DDS, MS, Director, Maxillofacial Prosthetics Division
Karen Bruggers, DDS, MS, Chair, ACP Education Foundation
Joseph DiFazio, DMD, FACP, Vice Chair, ACP Education Foundation
Radi M. Masri, DDS, MS, PhD, FACP, Editor-in-Chief, *Journal of Prosthodontics*
Eva Boldridge, DMD, PA, Regional Membership Director – Rockies/Plains
Louis F. DeSantis, DDS, FACP, Regional Membership Director – Northeast
Igor J. Pesun, DMD, MS, FACP, Regional Membership Director – International
Loana M. Tovar Suinaga, DDS, MS, FACP, Regional Membership Director – Eastern
Van Ramos, DDS, FACP, Regional Membership Director – Pacific
Kenneth S. Kurtz, DDS, FACP, Director, Prosthodontic Practice & Patient Care Division
Alvin G. Wee, DDS, MS, MPH, PhD, Director, Education & Research Division

ACP Central Office Staff

Linda Caradine-Poinsett, PhD, MJ, MBA, CEO
Katherine Koszyk, CMP, Education & Meetings Manager
Justin McDaniel, Membership Services Manager
Sean O'Reilly, Coordinator, Marketing & Meetings
Adam Reshan, Director, Membership Services & Academic Relations
Caroline Simpson, Manager, Foundation & Special Projects
Evan Summers, Communications & Public Relations Manager
Carrie Villa, MM, Director, Finance & Administration
Nathalie Williams, Director, Governance
Rachel Yehl, MA, Managing Editor, *Journal of Prosthodontics*

Managing Editor

Evan Summers

Design

Publications Associates, Inc.

Display Advertising

Stephanie Kogel, M.J. Mrvica Associates, Inc. (856) 768-9360 Email: skogel@mrvica.com

Classified Advertising

Visit Prosthodontics.org to download an insertion form. Email or fax the completed form to Evan Summers at esummers@prosthodontics.org or (312) 573-1257. Classified ads are \$150 for the first 50 words and \$1 for each additional word for ACP members. The non-member rate is \$250 for the first 50 words and \$2 for each additional word. The minimum charge is \$150. Logos are an additional \$50, limited to one per ad and subject to approval. Payment by check, AmEx, Visa, or Mastercard is required prior to placement.

The mission of the *ACP Messenger* is to inform readers about current prosthodontic trends, challenges, and successes.

Statements of fact and opinion are the responsibility of the authors alone and do not imply an opinion on the part of the officers or the members of the ACP.

The *ACP Messenger* annual subscription rate for members is \$45, which is included in membership dues. The U.S. subscription rate for Prosthodontic Forum Organization members is \$55 and \$65 for non-members. Canadian subscribers add \$5 each year; all other non-U.S. subscribers add \$10 each year.

The *ACP Messenger* (ISSN # 0736-346X) is published four times per year in the winter, spring, summer, and fall by the American College of Prosthodontists: 211 E. Chicago Ave., Suite 1000, Chicago, IL 60611 Phone: (312) 573-1260 Fax: (312) 573-1257 Email: acp@prosthodontics.org Website: Prosthodontics.org Postmaster: Send address changes to the ACP Central Office at 211 East Chicago Avenue, Suite 1000, Chicago, IL 60611 or acp@prosthodontics.org.


© Copyright 2021 American College of Prosthodontists. All rights reserved. Materials may not be reproduced or translated without written permission. Contact the ACP for reprint permission.

QUINTESSENCE CLEARANCE TITLES


Stock up and save big!




Digital Implantology
Giuseppe Luongo, Giampiero Ciabattoni,
and Alessandro Acocella
392 pp; 1,270 illus; ©2018;
ISBN 978-88-7492-040-2
BI037; **US \$198 \$60**



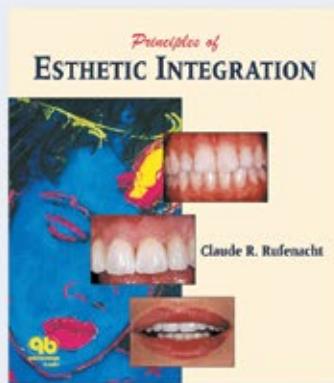
**The Art of Detailing:
The Philosophy Behind Excellence**
Edited by Rafi Romano
360 pp; 1,200 illus; ©2013;
ISBN 978-1-85097-242-6
BG106; **US \$240 \$39**



**The Art of Treatment Planning:
Dental and Medical Approaches to
the Face and Smile**
Edited by Rafi Romano
480 pp; 866 illus; ©2009;
ISBN 978-1-85097-197-9
BG084; **US \$298 \$49**



Layers
Jordi Manauta and Anna Salat
448 pp; 1,234 illus; ©2012;
ISBN 978-8-87492-173-7
BI020; **US \$228 \$171**



Principles of Esthetic Integration
Claude R. Rufenacht
248 pp; 532 illus; ©2000;
ISBN 978-0-86715-369-9
BG090; **US \$124 \$28**



Dancing Hands
Herluf Skovsgaard
296 pp; 672 illus; ©2013; ISBN 978-1-85097-263-1
BG108; **US \$198 \$99**

TO ORDER:



www.quintpub.com



service@quintbook.com



(800) 621-0387 (toll free within US & Canada); (630) 736-3600 (elsewhere)

Let's share the knowledge

Amelia L. Orta,
DMD, FACP
ACP Messenger Editor-in-Chief

One of the things I enjoy most about the *ACP Messenger* is the chance to learn about and share the work of ACP members. Prosthodontists are always developing creative solutions for their patients' unique needs, and we can learn a lot from each other's successes and challenges.

Recently, I had a patient present with multiple implants from various manufactures on various platforms that were placed over the past 20 years. These existing implants served to support cement-retained and screw-retained single unit implant crowns that were intermingled among the patient's remaining non-restorable natural teeth. Transitioning the patient from their existing clinical situation to a complete-arch fixed implant prosthesis was an esthetic and functional challenge. However, in reviewing the literature and brainstorming with colleagues, I was able to craft an optimal solution for this case.

The solution involved utilizing the existing implants along with the strategic placement of additional implants. The additional implants were placed in the most anatomically favorable sites and served to reduce pontic spans and cantilevers. The final prosthetic design was a direct-to-implant, screw-retained, prosthesis with pink porcelain in the anterior as seen on this edition's cover.

This case is just one example of complex implant cases that prosthodontists encounter. And the complexities will only continue as the demand for complete-arch fixed prostheses and the number of patients with existing implants transitioning to complete-arch therapies continue to increase. Taking the time to provide assistance and guidance across our Membership will allow us all, both as individual providers and as the prosthodontist community in whole, to be more effective. Sharing your experiences by lecturing, publishing and mentoring others are all great ways to advance our specialty.

In this issue, we share two articles involving complete arch implant-supported restorations where creative solutions outside the ordinary were utilized. Dr. Yazeed Aljohani, Dr. Thomas Kiebach, and Edwin Kee, MCDT, discuss design considerations for a quad zygomatic reconstruction to reduce encroaching on the space of Donders. Additionally, Dr. Francis Keeling discusses an altered occlusal surface design to overcome wear of acrylic denture teeth.

Both of these articles were submitted through our abstract review process and we thank the authors for their submissions and sharing these useful workflows. We are always excited to receive abstracts from our members and invite you to contribute an abstract for review. You can learn more at Prosthodontics.org. We look forward to hearing from you! ■



Dr. Amelia Orta serves as Editor-in-Chief of the ACP Messenger, practices in Washington, DC, and maintains an adjunct faculty position with the Dental College of Georgia.



Technique for altered occlusal surfaces

Francis Keeling,
B.Dent.Sc, MSc

Acrylic denture teeth can wear rapidly, something no clinician wants for their patient. The consequences of this wear can be significant and frustrating for all parties involved.

The clinical sequelae can be seen frequently as loss of occlusal vertical dimension, changes in esthetics, alterations in masticatory coherence, and deleterious changes in the desired occlusal scheme. The rate of this loss of material is influenced by many factors. Common causes could include the length of time the restoration has been in service, presence of parafunctional habits, and the patients load potential. Perhaps the most significant factor could be the composition of the opposing occlusal surface.

While wear may be an inevitable feature of any successful treatment, there may be methods to mitigate its influence, and perhaps prolong predictability.

Over the last several decades, various solutions to this interesting clinical issue have been developed. Initially the use of gold occlusal surfaces or metal occlusal surfaces were introduced. These have a long history of use and can be very predictable. The predominant concern with these restorations is their impact on esthetics. In recent times the development of highly crosslinked acrylic and nanohybrid composites have allowed for improved fatigue resistance compared with conventional acrylic tooth moulds. However, over time these too can wear, particularly if opposing a high strength ceramic substrate. Of these treatment options to mitigate wear, metal and in particular gold occlusal surfaces have been historically popular options.



Figure 1. Panoramic radiograph prior to insertion.

In recent years the benefit of computer aided design (CAD) and computer aided manufacturing (CAM) has proven to be a practical tool in clinical practice. CAD/CAM allows easy and predictable fabrication alternatives to conventional design methodologies. An added benefit provided by CAD/CAM is the increase in material options available for utilization within daily clinical practice.

In many patients the uncontrolled loss of occlusal vertical dimension can have a negative impact on both esthetics and function. While the loss of the designed occlusal scheme can impact significantly on the success and longevity of the prosthetic rehabilitation.

A 72-year-old male presented in our clinic. His chief concern was “my teeth are failing, and I would like a fixed solution.” The patient was comprehensively evaluated and a treatment plan consisting of a metal acrylic six implant maxillary hybrid opposing a zirconia fixed tooth and implant rehabilitation was proposed and executed (Fig. 1). During the course of treatment, it became apparent that a significant rate of wear was occurring on the provisional maxillary hybrid prosthesis (Fig. 2). At this junction a reconsideration of the proposed plan was required.

Initial thoughts centred around the fabrication of a one piece “straight to platform” zirconia prosthesis, however this was not feasible for the patient. Instead, a decision was made to fabricate a metal acrylic fixed hybrid with alternative occlusal surfaces made of zirconia, for the maxillary arch.

A conventionally completed and fabricated metal acrylic fixed hybrid was inserted, and the patient allowed to function for a period of three months. The concept being that this allowed the patient to accommodate to the new tooth position and occlusal scheme, prior to the fabrication of the definitive occlusal surfaces.

After three months of function, the definitive prosthesis was recovered from the patient. The occlusal surface of the prosthesis was scanned in a desktop scanner.

The completed metal acrylic fixed hybrid was remounted on an articulator using the master cast, and was then scanned. A 1 mm vacuum formed matrix was created over the hybrid. This was used as a reduction guide during the onlay preparation. The posterior teeth were then prepared to receive complete cuspal coverage with milled zirconia overlays (Fig. 3). The reduction completed was occlusally 1.5 mm, isthmus reduction of 1.5 mm.

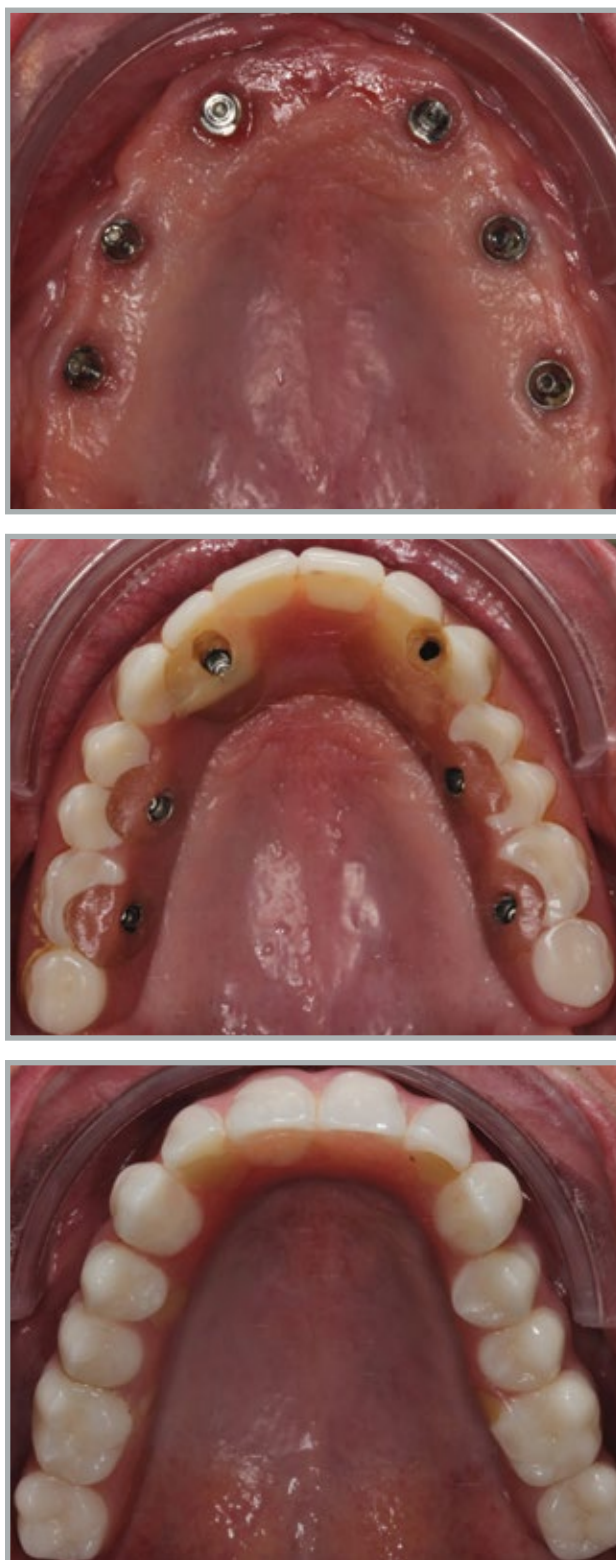


Figure 2. Progression of care for the maxillary arch.



Figure 3: (Top and bottom left) The prepared prosthetic units.
 Figure 4: (Center) Digital planning of the zirconia overlays.
 Figure 5: (Right) The completed prosthesis.

The lingual margin was placed to provide 4 mm of lingual axial wall height. In order to facilitate scanning access to the lingual margin the cameo surface was adjusted. The preparations were then scanned, and the preoperative scan superimposed for design purposes (Fig. 4). Custom individually milled zirconia overlay were fabricated.

The restorations were then bonded into place with resin cement (Fig. 5). A laboratory remount was accomplished to correct for any fabrication or cementation errors. The definitive prosthesis was then delivered to the patient, where it was given functional and esthetic approval.

The role of zirconia altered occlusal surfaces is an interesting and promising development, that may have some unique applications in clinical practice. ■



Dr. Francis Keeling is a dual certificate Periodontic and Prosthodontic resident at UT Health San Antonio.

Welcome to GoToAPro.org – where patients find you.



With a responsive design and new features, the ACP consumer website is designed to connect patients with prosthodontists, no matter where they are.

Features include:

- Find a Prosthodontist search, for patients to find a prosthodontist nearby
- FAQs on what sets prosthodontists apart, dentures, implants, and more
- Before and after patient photos
- Patient education videos
- Common conditions and treatment options

There's a lot to explore, but it all leads to one conclusion: for optimal oral health, nothing can match the advanced training and expertise of a prosthodontist.

Discover GoToAPro.org.



Your smile.
Our specialty.®

Prosthetic design considerations for quad zygomas

Yazeed Aljohani, BDS, MSD
Edwin Kee, MCDT
Thomas Kiebach, DDS, MSD

Full arch implant rehabilitation with quad zygomas allow patients with severe alveolar resorption to be treated in a timely and graftless manner. However, certain prosthetic design characteristics need to be observed in order to avoid the biomechanical, phonetic, and hygiene problems associated with a more palatal emergence of zygomatic implants.

Restoring the atrophic edentulous maxilla with the use of zygomatic implants has been well documented in literature since Dr. P-I Brånemark's first report in 1988 (1). The aim of the original protocol was to achieve bi-cortical stabilization by zygomatic implants traversing through the maxillary sinus to engage the zygoma in the apical aspect while engaging the palatal bone in the coronal aspect. However, this approach led to bulky prosthetic designs associated with less-than-ideal access for hygiene purposes, speech difficulties, and chewing disabilities due to encroachment on Space of Donders (The space between the dorsum of the tongue and the hard palate when the mandible is in the rest position) (2,3). This dilemma is mainly because of zygomatic implant encroachment of the hard palate and the associated prosthetic designs, which were fabricated using generic wrap-around titanium superstructures that require a minimum of 4mm cross-sectional height and width, and a minimum thickness of 2 mm of the denture base resin to provide rigidity and avoid deflection, deformation, and fracture (1,4).

The purpose of this article is to report a novel modification of the metal superstructure design where quad zygomas are restored with a full-arch fixed metal acrylic prosthesis that has ideal contours and dimensions for proper hygiene access, and minimal encroachment on Space of Donders for optimal speech and chewing.

Case Report

A 65-year-old female patient presented to the Postgraduate Prosthodontics Clinic at Louisiana State University School of Dentistry in New Orleans desiring fixed rehabilitation of her edentulous upper arch. After gathering records, reaching diagnosis, and presenting treatment options, the patient chose full-arch-fixed-implant-supported prosthesis on zygomatic implants. Following placement of four zygomatic implants, the patient's existing satisfactory denture was converted as an interim prosthesis for immediate loading and to splint the zygomatic implants (Figs. 1-4). After three months of healing, the patient was ready to proceed with the definitive prosthesis. However, the patient complained of hygiene, speech, and chewing difficulties due to the bulky horizontal dimension of the converted prosthesis and limited Space of Donders and wondered if there is a solution (Fig. 5).

An intraoral bite record and a pickup impression of the converted prosthesis was made intraorally to produce an abutment level master cast and act as a verification jig and a jaw relation record to mount the upper and lower casts on the articulator. A new trial prosthesis with narrower horizontal dimensions was waxed up, and tried clinically to assess patient's esthetics, speech, and comfort.

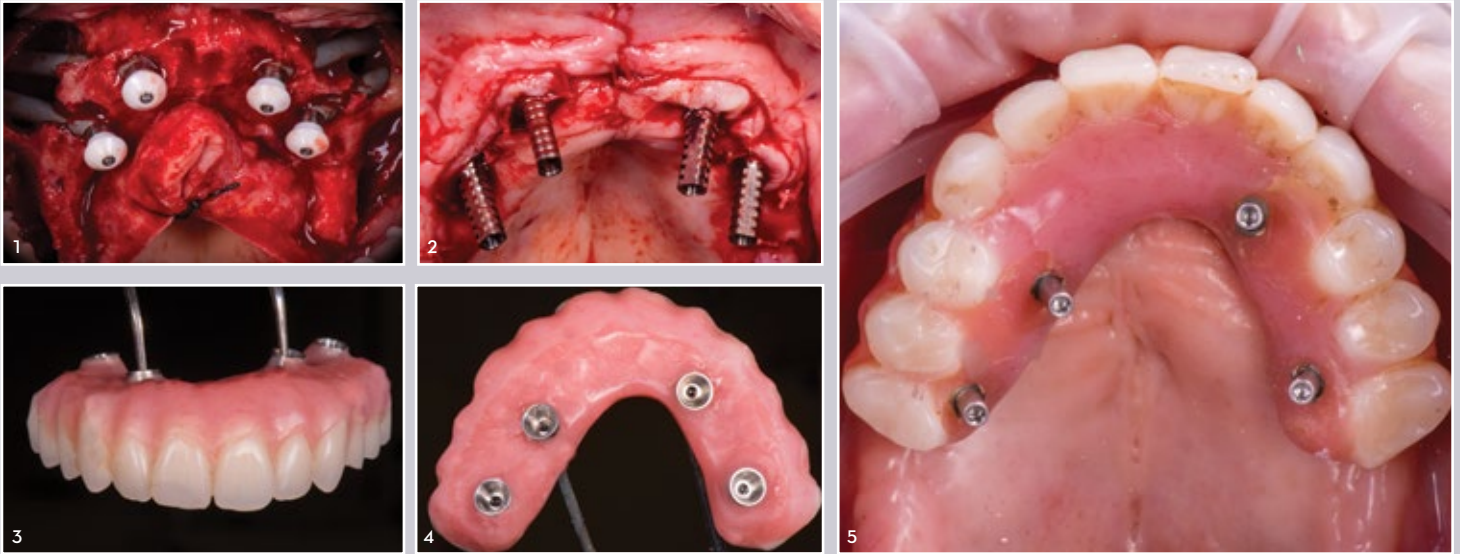
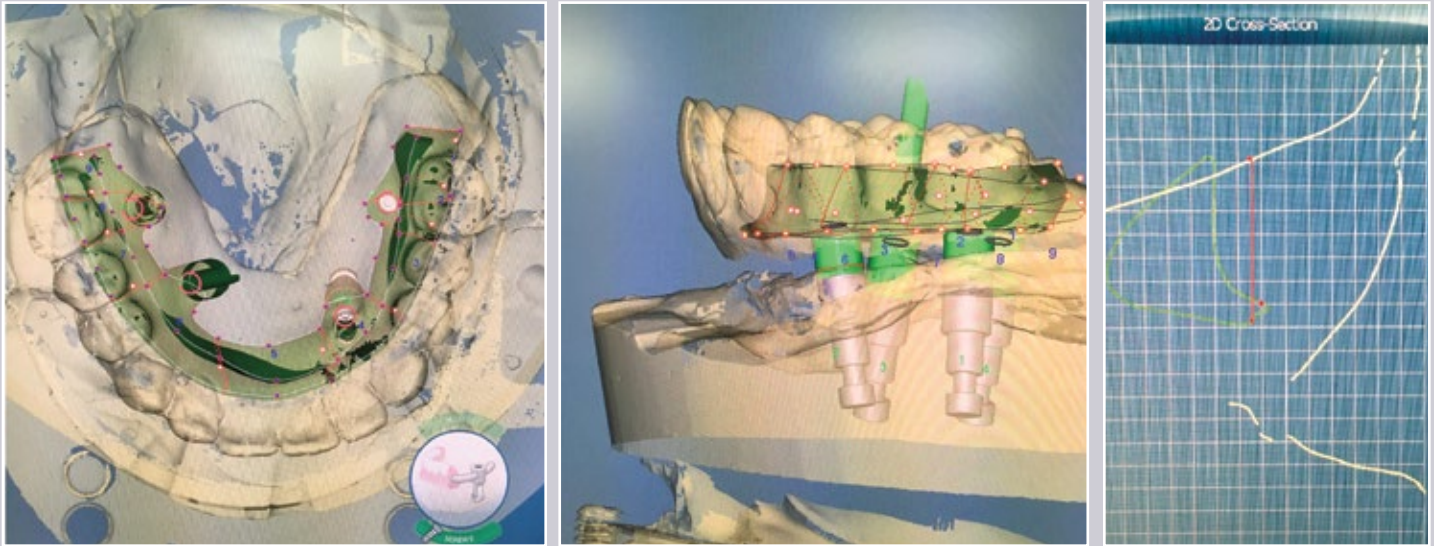


Figure 1: Placement of zygomatic implants, multi-unit abutments, and healing caps. **Figure 2:** Placement of temporary titanium cylinders prior to denture conversion. **Figure 3 and 4:** Patient's existing denture is converted to an interim full-arch implant supported fixed prosthesis. **Figure 5:** Occlusal view of the patient's interim prosthesis revealing the bulky palatal contours encroaching on the tongue space.

After the patient approved the esthetics, phonetics, and comfort, the master cast and the trial prosthesis were optically scanned with the aid of abutment level scan bodies using a lab scanner. Then the scans were imported and merged in the computer assisted design (CAD) software to design the titanium superstructure. An L-shaped bar cross sectional design was completed in house. The L-shaped bar involves vertical polished palatal surface that incorporate the screw access channels and a polished intaglio surface to transform the dimensions required for rigidity in a vertical pattern and lessen the horizontal bulk of the prosthesis (5). Also, the intaglio surface area of the prosthesis shall be reduced leading to less food accumulation and better access for hygiene. In addition, the reduced horizontal dimension allows for greater freedom of the tongue movement during speech and chewing. To retain the denture base resin and teeth mechanically, the surfaces in contact with which were designed with rough surface and incorporated vertical struts (Figs. 6 – 8).

The designs were then sent to be milled. Once the superstructure was received, it was checked for passive fit on the master cast and clinically deemed fit (Fig. 9). However, during the bar try-in appointment, the intaglio surface of the superstructure exerted excessive pressure on the alveolar keratinized mucosa which was evident by abnormal prolonged gingival blanching (Fig.10). So the titanium superstructure was additionally modified manually in the laboratory.

The additional hand modifications included elimination of the buccal finish line and reduction of the intaglio superstructure surface by 1.5 to 2 mm in order to provide sufficient bulk for the denture base resin. This modification not only enabled simpler control and manipulation of the prosthesis intaglio surface, but also future repairs and modifications. The trial prosthesis embedding the titanium superstructure was waxed again with the aid of silicon indices and tried clinically again and approved by the patient after all necessary adjustments were made. The trial prosthesis was flaked in a conventional denture flask and processed in conventional polymethyl methacrylate resin.



(From left) **Figure 6:** Occlusal view of the Computer-Assisted Design of the titanium L-bar. Note the amount of palatal horizontal space gained. The titanium bar does encroach the palate only in the multi-unit abutment trajectories. **Figure 7:** Lateral view of the Computer-Assisted Design of the titanium L-bar. Note the sufficient material thickness for rigidity that can be achieved with an L-bar design. **Figure 8:** Cross-sectional view of the Computer-Assisted Design of the titanium L-bar.

The final prosthesis was finished and polished in a traditional fashion (Figs. 11-14).

Upon delivery, the patient's wishes were met by utilizing a novel design of the metal implant-superstructure that improved patient's access for hygiene, prevented any speech impediment and promoted comfortable chewing function (Fig. 15). ■

Special thanks to Jillian Rozanski, DDS, MD, Ray Lim, DDS, MD in private practice in San Antonio and Metairie respectively, and to Suleiman Hamdan, BS, MCDT, Associate Professor, Post Graduate Prosthodontics in the Department of Prosthodontics at Louisiana State University School of Dentistry.

References

1. Tuminelli FJ, Walter LR, Neugarten J, Bedrossian E. Immediate loading of zygomatic implants: A systematic review of implant survival, prosthesis survival and potential complications. *Eur J Oral Implant.* :10.
2. Sartori EM, Padovan LEM, de Mattias Sartori LA, Ribeiro PD, Gomes de Souza Carvalho AC, Goiato MC. Evaluation of Satisfaction of Patients Rehabilitated With Zygomatic Fixtures. *J Oral Maxillofac Surg.* 2012 Feb;70(2):314–9.
3. Fernández-Ruiz JA, Sánchez-Siles M, Guerrero-Sánchez Y, Pato-Mourelo J, Camacho-Alonso F. Evaluation of Quality of Life and Satisfaction in Patients with Fixed Prosthesis on Zygomatic Implants Compared with the All-on-Four Concept: A Prospective Randomized Clinical Study. *Int J Environ Res Public Health.* 2021 Mar 25;18(7):3426.
4. Davó R, Malevez C, López-Orellana C, Pastor-Beviá F, Rojas J. Sinus reactions to immediately loaded zygoma implants: a clinical and radiological study. *Eur J Oral Implantol.* 2008;1(1):53–60.
5. Jivraj S, editor. *Graftless Solutions for the Edentulous Patient* [Internet]. Cham: Springer International Publishing; 2018 [cited 2021 Jul 21]. (BDJ Clinician's Guides). Available from: <http://link.springer.com/10.1007/978-3-319-65858-2>



Dr. Yazeed Aljobani is a prosthodontist maintaining a private practice limited to prosthodontics and implant dentistry in Jeddah, Saudi Arabia.



Edwin Kee, MCDT is a Master Certified Dental Technician and an Associate Professor in the Department of Prosthodontics at LSU School of Dentistry.



Dr. Thomas Kiebach maintains a private practice limited to prosthodontics and implant dentistry in Baton Rouge, LA.



Figure 9 & 10: Occlusal and frontal view of the titanium bar during try-in appointment. Note the vertical struts extending from the bar to aid retaining the acrylic resin mechanically to the bar.

Figure 11 & 12: Occlusal and frontal view of the finished prosthesis in situ at the delivery appointment.

Figure 13: View of the adjusted intaglio surface of the prosthesis. The titanium bar was grounded to allow easier tissue manipulation and achievement of air-tight seal with acrylic resin.

Figure 14: Occlusal view of the finished prosthesis prior to delivery.

Figure 15: The patient's finished smile.



ACP ensures prosthodontics is recertified as a dental specialty

Susan E. Brackett,
DDS, MS, FACP, Chair,
ACP Recertification
Task Force

Though the 2020 Recertification application process presented multiple challenges, a dedicated Task Force of ACP and ABP members came together to recertify the specialty.

Every ten years each recognized dental specialty is required to complete an application to recertify with the National Commission on Recognition of Dental Specialties and Certifying Boards (NCRDSCB). The American College of Prosthodontists (ACP) is the only prosthodontic organization to represent the specialty of prosthodontics in this process.

The NCRDSCB was officially created in 2017 to replace the American Dental Association as the certifying body for all dental specialties. Since this was the first time the NCRDSCB conducted the process there were no precedents or examples to follow. In addition, this process occurred during a global pandemic.

Fortunately, the Task Force which was selected based on representation of the different aspects of the specialty (academics, private practice, Federal Services, recent graduates, experienced and future leaders) from all regions of the country worked well together and supported each other. Several of the Commission's questions focused on these statistics and having direct access through the ABP's representation was paramount to their completion.

All responses to the questions were limited to 300 words, and there was an impressive group effort to develop and edit the necessary material. The application was submitted prior to the deadline of Sept. 30, 2020. After six weeks, it was returned with a request for modifications regarding two questions. The Task Force Chair, the 2020-21 President, and ACP Executive Director made revisions, and submitted the modified questions before the Dec. 2020 deadline.

In May 2021, the ACP President received the exciting news that unconditional recertification was approved, which means the specialty of prosthodontics is recertified for another 10 years.

Dr. Mark C. Hutten, ACP President 2020-2021



"Prosthodontics encompasses many different aspects and career paths. It was imperative that the Recertification process provide multiple perspectives to reflect the variety of changes in the specialty over the last decade. In addition to representing the subcategories of prosthodontics, the Task Force embraced a variety of ages and levels of experience; past, current, and future leaders of the specialty, program directors, and an ABP examiner.

The diversity of this representation was critical to the success of the Task Force so that multiple responses to the same question were obtained. Each of these responses was critically evaluated and discussed among the Task Force membership during regular conference calls to develop a concise detailed response to the NCRDSCB's queries. The importance of the collaboration between the ACP and the ABP cannot be overemphasized as it allowed the Task Force to have access to the statistics generated by the ABP. Several of the Commission's questions focused on these statistics and having direct access through the ABP's representation was paramount to their completion. The Task Force also consulted prosthodontic research leaders for recommendations regarding significant prosthodontic research in the past decade and future trends."

Dr. Stephen I. Hudis, ACP President 2019-2020



Hopefully 2020-2021 go down in history as a once-in-a-century event. The ACP and the ACPEF were but a small microcosm of the national and global pandemic. Much of what I had planned on during my presidency

was usurped by the more pressing issue of addressing the needs and concerns of ACP members during the pandemic. With the incredible support of a gifted and dedicated Central Office staff, led by Dr. Linda Caradine-Poinsett, every effort was made to provide members with updated information as well as practice resources during and after the shutdown.

While addressing pandemic concerns, the business of the College still needed to be addressed. The 2020 50th Anniversary Annual Session was transitioned from live to virtual with only four months to plan. The Board of Directors worked very hard to ensure the smooth operation of the organization. One other critical item of business was the Recertification of Prosthodontics as a specialty, conducted every 10 years. As the sponsoring organization for prosthodontics, the ACP is responsible for this application.

Prosthodontics was granted specialty status by the ADA in 1948, and in 1992 the ADA approved the recertification process for all specialties to occur every 10 years, with the first prosthodontic review scheduled in 2000-2001. Due to a variety of lawsuits and court rulings that invalidated the exclusivity of ADA Recognition, the ADA along with the Dental Specialties Group supported the efforts to establish a National Commission on the Recognition of Dental Specialties and Certifying Boards (NCRDSCB). This was a powerful move to preserve the legitimacy of all dental specialties and recognize the importance of formal training in an accredited program. The measure was passed by the ADA in October 2017. The 2020 specialty recertification was the first year the NCRDSCB conducted the process.



National Commission on Recognition of
Dental Specialties and Certifying Boards

That brings me to my final comment. It is the American College of Prosthodontists that gives us the ability to call ourselves prosthodontists! The Task Force successfully completed the specialty recertification process, and all prosthodontists should be grateful to the individuals that made this possible. As ACP members I hope you are proud of this achievement made possible by your College.

In closing, to answer the question, “What does the College do for me?” I hope this is a window into just a few of the things that Central Office staff and volunteer leadership do for members.

Dr. Eva Anadioti, Task Force Member



Being part of the Recertification Task Force is undoubtedly one of the highlights of my professional life. On a daily basis, prosthodontists try to create awareness on how our specialty can improve people's

life. However, this wouldn't be possible if prosthodontics was not recognized as one of the official dental specialties. The ACP is not only a constant advocate for the necessity and advancement of our specialty through continued education courses, resident, research, and private practice support, but also the only organization responsible to certify the specialty of prosthodontics, so all of us can maintain our titles as “specialists” and our patients can know they are receiving the highest quality of care. The commitment and passion of the like-minded people that were involved in this Task Force made this experience most rewarding and cemented our specialty for another decade.

Dr. Ryan R. Sheridan, Task Force Member



Often I hear members asking, "What does the ACP do for me?" I think this process is a great example of one of the very important projects that occur behind the scenes that the ACP accomplishes which allows us to

call ourselves prosthodontists. I am very proud to have been a member of the group that was responsible for writing the justification of our specialty.

Dr. Mike R. Andersen, Task Force Member



I genuinely enjoyed being a committee member that contributed to recertification of our specialty with the National Commission on Recognition of Dental Specialties and Certifying Boards.

Dr. Brackett divided and delegated the work effectively among committee members, yet the entire committee had opportunities to provide thoughts and edits to the submission. It was sincerely a pleasure to work with and get to know the other committee members, and it was valuable to me to learn about the recertification process. I take immense satisfaction with the collaborative hard work to achieve recognition status from the NCRDSCB for prosthodontics.

Dr. Cramin P. Wiltz, II, Task Force Member



The specialty of prosthodontics has given so much to me; therefore, I gladly accepted the invitation to work on the Task Force to keep it recognized as a specialty! Active participation has allowed me to learn more

about the importance of our leaders, governance, and the roles they play within the ACP. Moreover, I have been given the chance to experience the commitment, dedication, and vision of each committee member as our leaders ensured that the direction was consistent with the aims of our organization. I am excited about the future of prosthodontics and the successful collaboration to recertify with the NCRDSCB!

The ACP would like to give special thanks to all those involved in the recertification process:

ACP Recertification Task Force

Dr. Susan E. Brackett, Chair

Dr. Mark C. Hutten, ACP President

Dr. Lars Bouma, ACP President-Elect

Dr. Eva Anadioti

Dr. Michael R. Andersen

Dr. Mathew T. Kattadiyil

Dr. Caroline A. Grasso

Dr. Ryan R. Sheridan

Dr. Cramin P. Wiltz, II

Dr. Linda Caradine-Poinsett, CEO, ACP

Mr. Adam Reshan, Director of Membership Services and Academic Relations, ACP

Additional Contributors

Dr. Alvin G. Wee, ACP Director, Education and Research Division

Dr. Radi M. Masri, Editor, *Journal of Prosthodontics*

Dr. Thomas J. McGarry, 2020 ABP President

Dr. David R. Cagna, 2021 ABP President ■



Dr. Susan E. Brackett is a past president of the ACP and currently maintains a private practice in Oklahoma City.

Consider giving to the Annual Appeal

Karen Bruggers,
DDS, MS
ACPEF Chair

As I compose this message summer is in full swing, and we are unfortunately dealing with another surge of COVID-19 and as a profession we are still taking the lead as key healthcare partners.

Dentistry has had very few instances where a COVID-19 outbreak has been linked to a practice. Our longtime use of universal precautions are helping us to stay in the lead to prevent the spread. We continue to be frontline providers and sources of factual information concerning vaccinations. Thank you!

The ACPEF is busy meeting with our corporate partners and working on our projects that support our residents, practitioners, and academic members. Dr. Gary A. Nord and Dr. Hesham M. Nouh, along with the 2021 committee, are working hard to have a successful Annual Appeal again this year. When they call, please take the opportunity to speak with them about what your dollars can help accomplish and what the future has in store. Programs supported by the Foundation benefit residents, educators, researchers, as well as private practitioners.

Your gift to the Annual Appeal can make a profound difference in the programing offered by the College. With your support, we provide opportunities for leadership development, career exploration, continuing education, and other great experiences for all members. You also help us provide financial assistance for future prosthodontists, helping position the future leaders of our profession.

All gifts, large and small, are important to aid the Foundation in continuing to provide excellent programs, grow existing programs, and start new innovative programs. Please consider supporting the Foundation with a gift to this year's Annual Appeal.

The Foundation and the College continue to work together to meet the expectations set forth in our joint strategic plan. Despite the pandemic, we are looking to meet many of the metrics we set forth for the year 2021. These goals include increasing our outreach to all areas of our membership. We appreciate and welcome ideas from our members.

Finally, I want to welcome Ms. Caroline Simpson to the ACPEF as the Foundation and Special Projects Manager. Caroline will be working closely with the Foundation to manage the deliverables for corporate funded projects and will oversee special projects such as the Veterans and Brånemark projects. Welcome Caroline!

It is my sincere hope that my next letter will be one where I am looking toward the new year with COVID-19 under control and our world returning to normal. Until then, continue to be the consummate professionals you are, helping all of us to move forward.

I look forward to seeing all of you virtually at the ACP's 51st Annual Session from Oct.26-31, 2021. If you have not already registered for the Annual Session, you can do so at ACP51.com. ■



Dr. Karen Bruggers is Department Head and Chair of the Department of Prosthodontics at LSU School of Dentistry. She is Chair of the ACP Education Foundation.

Leadership is a symphony

Mark C. Hutten,
DDS, MS, FACP
ACP President

“No one can whistle a symphony. It takes a whole orchestra to play it.” – Halford E. Luccock

The ACP leadership has been busy assigning and guiding multiple tasks to strengthen the organization to support the future of prosthodontics. The fact is that the leadership is dependent upon the input and hard work of our volunteers on numerous committees and task forces. The success of any organization is supported not only by the diversity of the membership, but also of those who agree to serve.

Let me digress for a moment as I remember when I was first given a chance to serve in the ACP about a decade ago. I had already been involved in Illinois section leadership at that time, when I attended the Annual Awards Dinner at an ACP Annual Session on the East Coast. I was discussing prosthodontic related topics with friends and colleagues at the table and made the comment that I was disappointed on how I had volunteered numerous times to become involved at the national level, but never heard back from the organization. There was one person at my table who had introduced herself and I recognized the name but could not place where I had heard it. Turns out this person was the ACP Executive Director who promptly spoke up and asked me my name and said she would investigate if there was somewhere I could become more involved. Later that night I spoke with the newly elected President, Dr. Lee Jameson and offered to help with his administration in any way that he would see fit. A couple of months passed, and I received a call from Dr. Jameson asking if I would be willing to serve as the ACP Prosthodontic Forum Director, a Board of Directors position.



From left to right, Dr. Stephen I. Hudis (ACP Immediate Past President), Dr. Linda Caradine-Poinsett (CEO of ACP and ACPEF), Dr. Mark C. Hutten (ACP President), and Dr. Lars Bouma (ACP President-Elect) attend a CODA meeting in August of 2019.

The purpose of my story is that this is how I began my journey to my current position as ACP President. Every past president has a story, all quite different, that led to their escalation to president and yours could be the next. Please speak up to a member of the ACP Central Office staff or a member of the ACP Board of Directors and voice your interest in serving.

Over the years the ACP has developed, and recently reaffirmed, our Strategic Plan. The organization continues to be focused on achieving the objectives set forth in this plan. Just like in prosthodontics, there are often numerous ways to get from ‘Point A’ to ‘Point B’ and each of these ways will provide excellent patient outcomes. The diversity of thought that each of you could provide to the organization will enable the completion of the strategic initiatives perhaps on

an alternate path than originally thought, but it will provide you as an individual with a meaningful and positive experience while contributing to the ACP and prosthodontics. Since becoming more involved with the ACP, I have always been impressed with the collaboration between the Central Office staff and the volunteers at all levels of the organization. The staff makes each of our positions' objectives clear and easier to achieve which allows us to thrive ultimately benefiting the entire organization.

One aspect of donating your time and serving in the ACP that often isn't often communicated is the lifelong friendships that are developed while working together for a common cause. I have been impressed with the talented

and energetic leaders that I have met while serving at state and national levels. The leaders before me, the ones currently on the board - as well as the leaders to follow that hopefully will include many of you - I'm sure will convey similar stories.

I challenge each member to become part of the "symphony" that will keep the ACP as the premier prosthodontic organization. ■



Dr. Mark C. Hutten is President of the ACP. He practices at Northwestern Memorial Hospital in Chicago and teaches at Northwestern University Feinberg School of Medicine.

Cusp Symposium, October 16: Finally Together Again!

Saturday, October 16, 2021
Noon - 5pm
Hyatt Regency Boston Harbor
101 Harborside Drive, Boston



Dr. Gerard Chiche

"Esthetic Full Mouth Rehabilitation:
40-year Perspective and Experience"
Dr. Chiche

After an extremely challenging year, we're looking forward to seeing you in person! As life returns to what will surely be a "new normal," Cusp will host a responsible symposium on October 16th at The Hyatt Regency, Boston Harbor.



Dr. Markus Blatz

"The CAD/CAM Ceramic Update
in Esthetic Dentistry" Dr. Blatz

Please join us as we feature renowned educators Dr. Gerard Chiche and Dr. Markus Blatz to share insightful topics. Specifics will soon be announced so please stay tuned.

Check www.cuspdental.com soon for lecture details.



www.cuspdental.com
info@cuspdental.com
781-388-0078



Academy of Dental Esthetics and Sciences
The Educational Division of Cusp Dental
www.academyofdes.org

Sponsors: [kuraray](http://www.kuraray.com) [Noritake](http://www.noritake.com)



Replace, restore, renew

Samantha Rawdin,
DMD, 2021 NPAW Lead

For this year's National Prosthodontics Awareness Week (NPAW), which took place April 18-24, the newly formed PR NPAW Committee worked on several actionable ideas for hybrid celebrations!

Since being a prosthodontist can mean so many things, we decided to come up with a cohesive message of what we do on a day-to-day basis: Replace, Restore, Renew. And because we Replace, Restore, and Renew in so many ways, we decided to focus our efforts for 2021 on implant procedures. Though not everyone places implants, we all restore implants and wanted to portray our expertise in this area.

Due to their overwhelming success in 2020, we created implant-themed sharable images for NPAW 2021. Our members did an amazing job sharing on social media-- the hashtag #NPAW2021 was used over 350 times on Instagram alone! We also had a different person or post-grad program take over the ACP Instagram account for each day of the week, which generated lots of interaction.

In addition to our social media efforts, webinars were held, official proclamations were made, "Who's Your Prosthodontist?" t-shirts were worn, in person-lectures were attended, long-term care facilities were visited, and we came together as a specialty during a difficult year to show a uniform, strong message. None of this would have been possible without the hard work and dedication of the members of the PR NPAW Committee and our dedicated ACP

staff members-- we managed multiple time zones and busy schedules to come together and create ideas that we were proud to share with our fellow ACP members.

Though dealing with an ever-changing pandemic presented its challenges, we were able to maximize our online presence, take advantage of in-person activities and overall, celebrate a successful, informative and collaborative NPAW. We can't wait to see what NPAW 2022 has in store! ■



Dr. Samantha Rawdin maintains a private practice in New York City.





Dr. Frank Tuminelli and Dr. Elphida Ayvazian in their custom 'Who's Your Prosthodontist?' shirts created for their entire practice, which also includes Dr. Ted Korin and Dr. Constantine Stavrinos.



Dr. Robert Slauch in a YouTube video discussing NPAW. This was part of Pi Dental Center's NPAW activities which also included distributing informative brochures to prospective patients, social media posts, and patient appreciation.



Dr. Eva Anadioti presents to the Touro College of Dental Medicine Prosthodontics Interest Club as part of their NPAW lecture series. Dr. Charles Wei and Dr. Seung Song were also lecturers.



Dr. Michael Kase, Dr. Wen Chou Wu, Dr. Perng-Ru Liu, Dr. Cara Kennedy, and Dr. Bright Chang (pictured left to right) from University of Alabama at Birmingham School of Dentistry stand with their proclamation from the Mayor of Birmingham in recognition of NPAW 2021.



Howard University College of Dentistry hosted a day of Zoom lectures, including Dr. David Oriettas, Dr. Ezra Merritt, and Dr. Constantine Stavrinos as speakers, moderated by Dr. Isatu A. Munu.



The residents of the Graduate Prosthodontics program at the University of Iowa College of Dentistry volunteer their time and resources by constructing complete dentures, free of charge, for a select group of veterans with limited income. This year the program also received an official NPAW proclamation from Iowa Governor Kim Reynolds.

A special thank you to the many schools and universities, state sections, and individuals who hosted virtual or in-person events for NPAW.



The Kentucky state section of the ACP held a meeting during NPAW.



The Oklahoma State Section had a very active NPAW week, with multiple activities each day including lectures, a lab day, and Prosthodontics Jeopardy at University of Oklahoma College of Dentistry, demonstrations at a local retirement community, and a presentation at Tinker Air Force Base. Governor Kevin Stitt officially proclaimed Oklahoma Prosthodontics Awareness Week.



The University of Michigan hosted a series of online activities each day of the week including lectures by Dr. Loana Tovar Suinaga and Dr. Armand Bedrossian, a welcome message by ACP Michigan Section President Dr. Lisa Kane, in addition to case presentations by D3 and D4 students.





Louisiana State University School of Dentistry created 71 occlusion art models to celebrate NPAW.



Region 4 Membership Director Dr. Eva Boldridge secured an official NPAW proclamation from the Mayor of Houston, Sylvester Turner.



Dr. Ronald Koslowski celebrated NPAW 2021 and 20 years in practice by hosting a virtual wine tasting with staff, friends, and referring dentists.

PR NPAW Committee

- Dr. Avinash S. Bidra, Chair
- Dr. Samantha Rawdin, Vice Chair & NPAW Lead
- Dr. Roberta Wright
- Dr. William O. Wilson
- Dr. Alison Fishman
- Dr. Charlene Solomon
- Dr. Constantine Stavrinoudis
- Dr. Juliet Tchorbajian
- Dr. Francine Misch-Dietch
- Dr. Cortino Sukotjo
- Dr. David Remiszewski

Collaborations: The key to excellent outcomes

This five-day virtual meeting will highlight five pillars of connection with Medicine, Technology, Materials, Dental Specialties, and Techniques. Attendees will learn new strategies and skills to better collaborate, that can be immediately implemented in day-to-day practice.



The 2021 Annual Session of the American College of Prosthodontists, titled ‘Collaborations: The Key to Excellent Outcomes,’ is taking place virtually, Oct. 26-30!

Led by Program Chair Dr. Alvin G. Wee and ACP President Dr. Mark C. Hutten, this year’s event focuses on how working collaboratively with other practitioners, physicians, laboratories, and industry partners can provide the best outcomes for the prosthodontic patient.

All educational sessions take place in the afternoon and evening throughout the week, and are moderated by past presidents of various dental organizations, with speakers from the fields of digital technology, dental

materials, public health, radiology, sleep medicine, dental ethics, technique innovators, anesthesiology, and additional dental specialties.

Your registration for this meeting includes up to 23 hours of continuing education, access to all education sessions as they happen live, on-demand access to all education for a year, opportunities for speaker Q&A, exclusive corporate content, access to all social events, and more!

Review the full program and register online today at [ACP51.com](https://www.acp51.com).

Welcome New Members

May – July 2021

New Fellow

Dr. Vladimir Frias

Reinstated Fellow

Dr. Samuel I. Richards

Reinstated International Fellow

Dr. Sami Abdullah Almohefer

New Member

Dr. Alejandro R. Rabanal

Reinstated Members

Dr. Behshid Bahraini

Dr. Claire Chang

Dr. Jeffery Y. Henderson

Dr. G. Mason Jones

Dr. Zinaida Kaleinikova

Dr. Michael Klein

Dr. Tatiana Pires Malinsky

Dr. Richard Miyamoto

Dr. Otabor Enata Okundaye

Dr. Ada Parra

Dr. Marisa E. Patt

Dr. Yoel Sanchez

Dr. Azita Vakili

Reinstated International Member

Dr. Yazeed Rizgallah A Aljohani

Reinstated Academic Alliance Affiliates

Dr. German O. Gallucci

Dr. Todd R. Schoenbaum

New Resident Members

Dr. Delaram Abaei

Dr. Abdulhadi I. Alhayek

Dr. Omar S. Alhinti

Dr. Eman Al Kaba

Dr. Mohammad Alkandari

Dr. Wadiyah H. Almadani

Dr. Dhafer S. Alqahtani

Dr. Mashaal Mohammad Q. Alqahtani

Dr. Zana Jamal Al-Saloum

Dr. Mohammed A. Alsammarraie

Dr. Nouf Saud AlShaalan

Dr. Mohammad E A M A Alshaye

Dr. Se Won An

Dr. Abdul Andejani

Dr. Samuel P. Andrews

Dr. Sarah A. Baker

Dr. Shahed Bayestehtarat

Dr. Shalom Benzaquen

Dr. Marco Bergamini

Dr. Abdulhadi A. Bin Muaadi

Dr. Alexis N. Brooks

Dr. Andre K. Cataluna

Dr. Il Won Chang

Dr. Chen Chen

Dr. Kimberly S. Choi

Dr. Robert W. Crawford

Dr. Keyla Cruz Mendoza

Dr. Timothy P. Daudelin

Dr. Beau A. Deaver

Dr. Nguyet Nhi Doan

Dr. Elfatih G. Eisa

Dr. Marwan M. Fattouhi

Dr. Webster Kerry Felix

Dr. Evangelia Gkoulitou

Dr. Wayne D. Gonzales

Dr. Vrinda Gupta

Dr. Aaron Haah

Dr. Seoyoun Hahn

Dr. Khyati Handa

Dr. Claudia S. Herdocia-Lluberes

Dr. Michael Ho

Dr. Thuong L. Huynh

Dr. Jude Fayeze Itani

Dr. Marika M. Jagielska

Dr. Elaf F. Jassoma

Dr. Rivka Kalendarov

Dr. Hyojun Kim

Dr. MinTae Kim

Dr. Alberto Lázaro Pascual

Dr. Joseph Robert Lazaroff

Dr. Lamprini Leotsakou

Dr. Xin En Andrew Lim

Dr. Pamela A. Lloren

Dr. Denisse P. Macias

Dr. Abdullah Marafi

Dr. Robert K. McWhorter

Dr. Katie N. Melich

Dr. Grant J. Mickesh

Dr. Karolina M. Migus

Dr. Paul Mikhail

Dr. Maria Jose Mora

Dr. Desiree N. Munoz Alvarado

Dr. Ryosuke Murai

Dr. Merissa Ferrer Nelms

Dr. Joseph A. Ordaz

Dr. Ellie H. Park

Dr. Arpit K. Patel

Dr. Benjamin Pinto

Dr. Alena C. Poe

Dr. Deven M. Rawlani

Dr. Mohamed Said

Dr. Ana Cecilia T. Schettini

Dr. Angela C. Schmidt

Dr. Hiba Nabeel Shareef

Dr. Suphansa Sivakorn

Dr. Tisama Siyootagrai

Dr. Greta Smidt

Dr. Blair L. Smith

Dr. Amanda Victoria Sotillo

Dr. Venkata Sruthi Surabathula

Dr. Neeraj Surathu

Dr. Abdul Rahim Tabbara

Dr. Daniel S. Tahhan

Dr. Gregory D. Tao

Dr. Oula E. Tashkandi

Dr. Matthew G. Thompson

Dr. Mahshid Torabi Ardakani

Dr. Krystian Gonzalez Torres

Dr. Quoc Kiet Tran

Dr. Ankur Kumar Tyagi

Dr. Cynthia U. Udeh

Dr. Victor Moises Velasquez

Dr. Vanessa L. Villalobos

Dr. Sindi Vishaj

Dr. Roya Yavari

Dr. Won Hee Yu

Dr. Courtne Jihye Yun

Reinstated Advanced Program & Graduate Student Alliance Affiliate

Dr. Myrna Karina Cantu

New Predoctoral Alliance Affiliates

Ms. Hana Alkhafaf

Ms. Samarh F H Al-Kinani

Mr. Brett Allen

Mr. Christopher J. Antee

Mr. Sergey Bobrovnikov

Ms. Breanna E. Buchman

Ms. Camille E. Cardenas

Ms. Rachel Marie Collignon

Mr. Aaron Connell

Mr. Sam Dahhan

Ms. Dalia H. El-Desoky

Mr. Marc J. Generowicz

Ms. Alaina E. Granier

Mr. John E. Guido

Ms. Sabina N. Habib

Ms. Margaret K. Jachimiec

Mr. Young Jeong

Ms. Rochelle R. Kong-Quee

Ms. Samantha N. Lang

Ms. Soung Min Lee

Mr. Akiva Maresky

Ms. Pankti Mashruwala

Ms. Madeline G. Miller

Mr. Dylan T. Mire

Ms. Iman Naeem

Ms. Juliana T. Nguyen

Mr. Samuel Perry

Mr. Vinay K. Pilly

Mr. Grant P. Reggio

Ms. Tarlan Sedaghat

Mr. Jacob M. Sharkey

Mr. Eric L. Smorch

Ms. Celine Snow

Mr. Dillian M. Theriot

Ms. Manqi Wang

Mr. Ryan W. Wise

Ms. Zainab M. Zaini

Journal of Prosthodontics Impact Factor has once again increased!

In new data released at the end of June, the *Journal's* 2020 Impact Factor is 2.752, an increase from 2.187 in 2019. This is the first year Impact Factors have been calculated using a new algorithm which includes citations to Early Access (Early View) content. The *Journal* is proud that the Impact Factor has risen every year since 2012.

The editors of the *Journal of Prosthodontics* are pleased to present a new virtual issue titled, "Implant Complications in Prosthodontics: Research, Clinical Reports and Techniques," compiling 14 manuscripts published in the *Journal* over the last three years. The topic for this virtual issue is one that is of interest to Prosthodontists, Periodontists, Oral and Maxillo-facial Surgeons and General Dentists alike since complications from implant treatment can arise in any of our practices. The articles in this virtual issue will be open to everyone through the end of October. Full-text *Journal* articles are always free to ACP members.


2021 Prosthodontic Review Course Webinars

This year the Prosthodontic Review Course took place as a series of weekly webinars from June to August. This series is designed to give an update on comprehensive prosthodontics, including an overview of the latest developments in dental materials, digital workflows, current trends, and more.

If you missed any of the webinars, you can catch up on-demand through ACP Anywhere. Each webinar is worth at least 1 CE credit and available at no cost to ACP members, \$35 for nonmembers.

Learn more at [Prosthodontics.org](https://www.prosthodontics.org).

Upcoming Events



Board Prep Course
Sept. 18 & 26, 2021
& On-Demand
[Prosthodontics.org](https://www.prosthodontics.org)

2021 Annual Session
Oct. 26-30, 2021
[ACP51.com](https://www.acp51.com)

Practices for Sale

Prosthodontic Practice For Sale

Arizona (Tucson) – Come live where the sun always shines in Tucson, Arizona. 25-year history of good will and established Prosthodontic practice, great environment with easy convenient location, 50% restorative implant prosthodontics, 50% removable prosthodontics, with an in-office, fully equipped removable lab; owner retiring from practice will stay through transition. If interested email tucsonsmiles@gmail.com or call 520-745-5586

Sacramento Prosthodontic Practice for Sale

California (Sacramento) – Established practice 36 years, FFS 100%. Breakdown of services 60% implant, 20% fixed and 20% removable. Redecorated this year, 1500 Sq. Ft. Condo is included in purchase, four ops possible, two currently used. Full laboratory, Dentrix, Schick, Planmecca, and Nobel lab scanner. Average \$625,000 per year with 6 weeks' vacation. Currently working 3.5 days per week. I am retiring from practice but will stay through transition if desired. Sacramento is a great location with only 90 minutes to the ocean or the mountains. Call (916) 599-4818 or email implants@pacbell.net

Well established Silicon Valley FFS practice for sale

California (San Jose) – Well established FFS practice with 3 fully functional operatories in a modern high-tech office. 2 generations of goodwill. Best suited for advanced restorative dentist or prosthodontist who likes dental implants! One mil+ for 20+ years. Lasers, Cone Beam, Digital X-rays. Guided Surgery and more. Many transition options available. Please send your CV to: sanjosedmd@gmail.com

Prosthodontic Practice For Sale In San Luis Obispo, CA Area

California (San Luis Obispo County) – Prosthodontic dental office with a 35 plus year history of goodwill in the San Luis Obispo, CA area looking to find a wonderful, kind practitioner to purchase practice.

Offering many transition options. The office is conveniently located in a beautiful Victorian building. Doctor owned real estate and buyer has the option to purchase. The office occupies approximately 1800 sq. feet and consists of 3 fully equipped ops, a private office, a reception area, a sterilization area, a staff lounge. The practice functions with state-of-the-art technology. Office is fully computerized with and operates Dentrix practice management software. This FFS practice grosses approximately 1M and generates approximately 11 new patients per month. The doctor will work back in the practice or mentor (if desired) to help the new doctor with a successful transition. This is only at the request of the purchasing dentist. The practice is located in a great community in which to live and practice dentistry. Please send your CV to: prosthsanluisobispoco@gmail.com

Prosthodontic practice for sale in Iowa City-Coralville Metro, Iowa



Iowa (Iowa City/Coralville) – Located in thriving college community. Established and respected prosthodontic practice of 27 years providing all areas of prosthodontic services including significant volume of implant treatment. Nearly 100% referral based. Committed referring dentists with long term relationships leading to virtually a 100% treatment acceptance rate. Fee for service practice. Very competent and knowledgeable staff. Purchase/transition terms negotiable. Call 319-337-7017 or email prosiowa.info@gmail.com

Exceptional Prosthodontic/Surgical Practice with 45 year History in the Overland Park Kansas Area

Kansas (Greater Kansas City Area) - An Exceptional Prosthodontic/Surgical Practice with 45-year history in the Greater Kansas City Area for sale, fee for service practice since 1992. The office is located in Metropolitan Johnson County, Kansas. The office consists of 2040 sq. ft. with 3 ops; Surgery Suite, Prosthetic Suite and a hygiene op, a CBCT x-ray area, a dedicated

consultation room, 2 separate laboratory areas, Plaster lab and Porcelain lab and a staff lounge. Currently work 4 days a week from 9am to 5pm (7hrs). The practice average production is \$600,000. Condominium Building is owner occupied and can be part of the practice purchase.

The Practice utilizes Dentrix practice software, Apteryx clinical software, Microsoft windows 10, with server, new Carestream CBCT 9600, and Carestream 3600 scanning system, Carestream 1500 camera system and digital dental x-rays. Will work in practice during transition if purchasing dentist requests it. Currently dental technicians are available for fixed or removable prosthetic treatment of the implant prosthetics. There is a significant prosthetic and implant surgical opportunity for those with the proper skill set. Text or Call (913) 486-5745

Digital Prosthodontic Practice Opportunity

Maryland (Baltimore) - Suburban Baltimore Digital Prosthodontic Practice Opportunity for associateship/ownership/partnership, Dentrix chartless, 9 operatories all with large windows, 2 labs, 2 Cerec Prime Scans, New Sirona CBCT, 3 hygienists, 2 GP's, \$2.4 mil gross, one surgical prosthodontist owner 3 days/wk with +\$800k collections; Send resume to smiledds@aol.com

Practice for Sale in Williamstown, Massachusetts

Massachusetts (Williamstown) - Located in idyllic college town of Williamstown, Massachusetts. T.H.E. designed four-operator, 2,000 sq. ft., modern office in standalone building with rental apartment or possible expansion. Successful, solo, fee-for-service practice of 39 years. Desire to sell with flexible options to remain active in transitioning, mentoring, and collaborating on part-time basis. Contact jkleedermamd@gmail.com

Practice for sale in RTP area of North Carolina

North Carolina (Wake County) - Well established practice for sale in RTP area of North Carolina. Great referral base/ loyal patients established over 20+ years in

practice. 100% fee for service with 100% collection rate. High case acceptance rate. Approximately 1700 sf space, 2 operatories, additional plumbed ready to be equipped, large lab. Digital records and radiographs including panorex, Trios scanner. \$500,000 collections on 3.5 days/week with potential for growth. Purchase/transition terms negotiable. Contact rtpprotho@gmail.com

Austin Practice for Sale

Texas (Austin) - An established prosthodontist office is for sale in Austin, Texas. This practice has a loyal referral base with minimal advertising and healthy profit margins. It includes a full service, in-house CAD-CAM digital laboratory. There are three technicians managed by a CDT with 30+ years of experience and highly accomplished in implant prosthetics, including many "All on 4's". Contact:mmorris@practicetransitionsgroup.com. Phone 512-900-6552

Digital Implant/Prosthodontic Office Available for Partnership/Ownership

Texas (Dallas) - Large highly profitable advanced all digital implant / prosthodontic office with a modern full in-office lab is available for partnership / ownership. Please send resume to dfwprosthodontics@yahoo.com

Practice For Sale

Washington (District of Columbia) - The practice was established in 1991 in North West of Washington, DC in the highly desirable neighborhood with current owner with 3 fully digital equipment operatories in 1200 sf beautifully designed in a professional medical building with ample parking. The practice is strictly 100% fee for the service with no insurance arrangement. For more information please send a cover letter and current CV to prosthodontist.washington@gmail.com.

Job Opportunities

Prosthodontic Associate

Canada (Toronto) – Established Prosthodontic office seeking to grow the practice with another likeminded colleague. Office is digital with fully supported onsite lab and located in thriving midtown Toronto. If you seek an office that will go the distance for you to develop and grow your interests, this is an opportunity for you. Business relationship is negotiable and can be tailor-made for your needs. Forward Resume to drsvirsky@avenuedentalcentre.com

Seeking a Prosthodontic Associate

California (San Francisco) – Seeking a Prosthodontic Associate with a view to ownership over time. Long established practice in the premier medical building in downtown San Francisco. We recently merged with another very long established practice and will be very busy. Looking for an ethical, competent, personable associate who is ready to jump in and help our wonderful patients. Starting as soon as possible. contact bhead1212@gmail.com.

Associate Prosthodontist Position

Colorado (Denver) – Denver Restorative Dentistry is one of Colorado's largest private prosthodontic practices. We are looking for an energetic, passionate associate prosthodontist who is eager to treat patients with a wide range of dental needs from straight forward to complex. Modern facility with full service in-house dental lab. Please send resume / CV to zaccutler@denverrestoratedentistry.com.



Job Opening

Colorado (Denver) – Nuvia Dental Implant Center, is growing in the greater Denver area, we'd like a Prosthodontist to join our team. Surgical hours are M-F 8am-5pm, Base Salary + Commission. We are obsessed

with our patients and do whatever it takes to give them an exceptional experience.

Email your resume to px@nuviasmiles.com

ChristianaCare is seeking an experienced community or academic dentist or prosthodontist

Delaware – ChristianaCare is seeking an experienced community or academic Dentist or Prosthodontist with a strong background in restorative dentistry, including implant prosthodontics. The candidate should also have experience in hospital dentistry, including treating patients in the operating room (OR). The candidate should have experience teaching on the graduate level and should be able to continue the development of the didactic and clinical programs, particularly in the areas of restorative dentistry and implant prosthodontics. This position is full-time.

The institution offers a fully accredited General Practice Dentistry residency program, which is at the forefront of the specialty in education, implantology, special needs and hospital based care. Christiana Care is a regional referral center for Delaware and surrounding states, as well as a major provider of primary medical and dental care for local residents. In addition to the General Practice Dentistry residency, the Department also offers a fully accredited Oral and Maxillofacial Surgery residency program.

The General Practice Dentistry residents consult in many areas of the hospital including oncology, cardiology, orthopedics and nephrology as well as treating medically and cognitively compromised patients in the clinic as well as in the OR. The General Practice Residency program is fully accredited and has eight residents per year. Further, it is unique because it has a very robust dental implant prosthetic program, as well as all areas of restorative and specialty dentistry. In addition, the residents work closely with the Oral Maxillofacial Surgery residency program.

The Program has a didactic program which complements the residents' clinical exposure. Also, there are more than ninety volunteer

attending dentists on staff who teach and help in the clinic, as well as lending didactic support and expertise.

To be considered, qualifications must include:

- Successful graduation from a fully accredited US or Canadian Dental School with a DMD or DDS degree
- Successful completion of a fully accredited US or Canadian General Practice Dentistry residency program or advanced specialty residency education program

Other qualifications of interest include:

- Advanced implant education or experience
- Research experience
- Advanced education (MPH, MBA)

ChristianaCare is one of the country's most dynamic health systems, centered on improving health outcomes, making high-quality care more accessible and lowering health care costs. ChristianaCare includes an extensive network of outpatient services, home health care, medical aid units, two hospitals (1,300 beds), a Level I trauma center and a Level III neonatal intensive care unit, a comprehensive stroke center and regional centers of excellence in heart and vascular care, cancer care and women's health. We rank 21st in the nation for hospital admissions and 6th for admission of stroke patients.

ChristianaCare is a not-for-profit teaching health system with more than 290 residents and fellows. We are continually ranked by US News & World Report as a Best Hospital. With our unique, data-powered care coordination service and a focus on population health and value-based care, ChristianaCare is shaping the future of health care.

Working for ChristianaCare offers the best of urban and suburban living with multiple housing options, excellent restaurants and entertainment venues, quality public and private schools and a short driving distance to popular Delaware and New Jersey beaches. The location provides easy access to Washington, DC, Philadelphia and New York City - all within a short drive or train ride from Newark, DE.



Clinical Assistant/Associate Professor of Prosthodontics

Florida (Gainesville) – University of Florida Department of Restorative Dental Sciences Division of Prosthodontics, Clinical Assistant/Associate Professor

The University of Florida College of Dentistry is seeking applications for a full time clinical track faculty position in the Department of Restorative Dental Sciences, Division of Prosthodontics at the Assistant/ Associate Professor rank.

Responsibilities for this position will center on learner-centered pre-doctoral level didactic, pre-clinical and clinical instruction in prosthodontics, including serving as a course director, participation in intramural faculty practice, distinction in academic pursuits and service, and include opportunities for participation in the development of departmental research and/or other scholarly activities. Applicants should possess the skills and knowledge to provide clinical coverage in all aspects of general dentistry. As well as being a strong clinician, applicants should be organized, open minded, dedicated to excellence in teaching students according to the guidelines set by the department, proficient with technology and the use of electronic health records, abreast of current evidence-based dentistry and possess excellent communication skills. The position's requirements include a DDS, DMD or equivalent degree and Prosthodontics specialty education. Preferred qualifications include previous teaching experience.

To apply, please go to jobs.ufl.edu/ and search for job number 73416.

Full-time, tenure or clinical track position in the Department of Restorative Dentistry

Illinois (Alton) – The SIU School of Dental Medicine has an opening for an Assistant/ Associate Professor. Responsibilities include didactic and clinical teaching in the pre-doctoral program and service to the

University. For tenure track appointments independent research and scholarly activity is also expected. Working in collaboration with other faculty, both in research and teaching, is strongly encouraged. Extramural faculty practice is available.

A D.M.D. or D.D.S. degree from a CODA accredited dental school. Applicants must be able to meet the requirements for permanent or faculty restricted licensure in Illinois. Advanced education in Prosthodontics, board eligibility or certification, and demonstrated interest in teaching and research are desired. General dentists with demonstrated experience in prosthodontics will also be considered. Candidates holding an M.S. degree are preferred.

Submit letter of intent, curriculum vitae and three letters of reference to:

Dr. Bruce E. Rotter, Dean
SIU School of Dental Medicine
2800 College Avenue
Alton, IL 62002
brotter@siue.edu

Review of applications will begin immediately and continue until position is filled. Salary is commensurate with qualifications.

SIU-SDM is an EEO/AA employer. Women and minorities are encouraged to apply. SIUE is a state university – benefits under state sponsored plans may not be available to holders of F-1 or J-1 visas.

Established Comprehensive Prosthodontic Practice Seeking Associate

Maine (Portland) – A terrific opportunity exists for an experienced, outgoing prosthodontist to join an established practice offering aesthetic, fixed, implant and removable prosthodontics as well as comprehensive dental care. Associateship with a view toward partnership. Our modern and spacious office is conveniently located in Portland, Maine. Interested candidates may submit a resume / C.V. and photo samples of work to: info@prosthodonticsassociates.com.

Faculty Job Opening

Maine (Portland) – The University of New England College of Dental Medicine invites applications for full-time clinical track positions in Prosthodontics (Assistant/ Associate Professor).

Candidates must demonstrate a passion for dentistry and a strong desire to teach students in a demanding, fast-paced, academic environment. Candidates must demonstrate the ability to contribute to and participate in a humanistic environment of learning and discovery. The successful candidate is expected to be able to provide direct clinical supervision of predoctoral dental students and to provide clinical care in the group practice. Salary and rank will be commensurate with experience. Interviews of qualified candidates will begin immediately and continue until the position is filled.

Qualified candidates must possess a DDS / DMD degree, or international equivalent, completion of an advanced education program in prosthodontics and be eligible for or Board Certified as a Diplomat of the American College of Prosthodontists. The candidate must be licensed, or be eligible for full/faculty license in Maine and have successful completion of the NBDE Parts I & II or the INBDE. Didactic and clinical instruction to pre-doctoral students will be the core responsibilities of the position.

une.peopleadmin.com/postings/8237

Seeking full-time clinical or tenure-track faculty member

Maryland (Baltimore) – Division of Prosthodontics, Department of Advanced Oral Sciences and Therapeutics

University of Maryland, Baltimore, School of Dentistry is conducting a search for a full-time clinical or tenure-track faculty member in the Division of Prosthodontics, Department of Advanced Oral Sciences & Therapeutics. Major responsibilities will include clinical and didactic pre-doctoral and post-doctoral teaching, participation in faculty practice, research, scholarly activity, and service. Requirements for the position include a DDS/DMD or equivalent

degree, completion of an ADA accredited education program in prosthodontics by time of appointment, and board eligibility or certification. Desirable qualifications include a M.S. and /or Ph.D.; record of publication and scholarship; and clinical teaching experience. Salary and academic rank will be commensurate with qualifications and experience.

The University of Maryland School of Dentistry is an Equal Opportunity/Affirmative Action Employer. Minorities, women, veterans and individuals with disabilities are encouraged to apply. The position will be available until filled. Applicants should go the University of Maryland Job Portal using the link below. Interested applicants should upload their current curriculum vitae and 4 letters of recommendation into the portal. The job number is 2100016.

umb.taleo.net/careersection/umb_faculty+and+post+docs/jobsearch.ftl?lang=en&portal=8100108441

Associate Prosthodontist Position

Michigan (Livonia) – We are looking to hire an enthusiastic and experienced prosthodontist to examine patients and restore missing, damaged, or discolored teeth. The prosthodontist's responsibilities include identifying and treating the root cause of oral deterioration, repairing patients' dentures, as well as treating facial pains and temporomandibular disorders.

Please contact and send resume to Sharitha Uchil, BDS, MSD at 573-797-0436 email contact_shari@yahoo.com.



Associateship, Partnersip, and more career opportunity

New York (Southampton) - Premiere prosthodontic practice of the Hamptons is seeking an associate/ partnership/eventual practice transfer. This is a high fee, no insurance, low volume and high profit

practice in one of the most expensive zip codes in the country. Practice prosthodontics the way you deserve to- you've earned it. We're a short walk to the best ocean beaches in the country and world class restaurants. Email me: DrBob157@icloud.com

Seeking Part-Time Associate

North Carolina (Southern Pines) – Busy prosthodontic practice in a beautiful retirement community is looking for a skilled prosthodontist to participate in all aspects of restorative treatment along with the current practice owner who will continue full time. Referral-based practice has over 50 years of history, new facility, in-house removable technician, integrated digital technology, no hygiene. Part-time opportunity for flexible schedule one to three days per week and possible future ownership. Email inquiries to Brooke at sdrc.oettinger@gmail.com.



Perio-Prosth practice in Portland Oregon is seeking a prosthodontist

Oregon (Portland) – Large Perio-Prosth practice in Portland Oregon is seeking a prosthodontist to join their diverse team of two prosthodontists and three periodontists either part time or full time. This is a great associateship opportunity to work with some of the most reputable professionals in their field, with potential of partnership. We are located in Happy Valley Oregon, a busy Portland suburb that provides ample opportunities for both city and outdoor activities in the majestic Pacific Northwest For more information please visit fusiondentalspecialists.com and email kostas@fusiondentalspecialists.com



OHSU Seeking Assistant Professor

Oregon (Portland) – DEPARTMENT OF RESTORATIVE DENTISTRY Assistant Professor *Please apply online at ohsujobs.com, search using 2021-9773

The School of Dentistry at Oregon Health & Science University is seeking an innovative, qualified and energetic individual for a full-time position at the level of Assistant/Associate Professor in the Department of Restorative Dentistry. We are especially seeking candidates with specialization in prosthodontics. Specific responsibilities will focus on teaching at the pre-doctoral level. The appointee shall provide services as assigned by the supervisor in furtherance of the university's missions and goals of teaching, research, patient care, outreach and public service.

The duties of this position include: participation in the clinic and didactic education of the dental students as assigned by the Chair and Curriculum Committee. Desired: Demonstrated skills in prosthodontics, demonstrated skill in teaching dentistry at the university level, experience teaching at the preclinical level, and experience teaching and providing care in a clinic environment. Professional development in education and skills is expected by participating in study club activities and attending continuing education courses. Participation in scholarly activities is expected, with up to one day per week available. Up to one day per week (0.2 FTE) will be available to be devoted to participation in dental practice. Collaboration in research opportunities is encouraged.

REQUIRED QUALIFICATIONS:

- Dental degree (DDS/DMD) from a CODA accredited school, or advanced training in a specialty program at a CODA accredited school
- Ability to obtain an Oregon dental license is required
- BLS/ACLS from the American Heart Association
- Experience in teaching, research, service, patient care, and academic management, as well as excellent interpersonal and communication skills are preferred
- Candidates should possess a DMD/DDS degree

PREFERRED QUALIFICATIONS:

- Individuals trained in prosthodontics are preferred, and such candidates must have completed an ADA approved residency in prosthodontics.
- Membership and participation in professional societies in dentistry, dental research and/or dental education
- Demonstrated achievement in research including awards, extra-mural funding, and publications in peer reviewed journals
- Must be able to teach at the pre and post graduate levels

Please apply online at ohsujobs.com, search using 2021-9773

Oregon Health & Science University values a diverse and culturally competent workforce. We are proud of our commitment to being an equal opportunity, affirmative action organization that does not discriminate against applicants on the basis of any protected class status, including disability status and protected veteran status. Individuals with diverse backgrounds and those who promote diversity and a culture of inclusion are encouraged to apply. To request reasonable accommodation contact the Affirmative Action and Equal Opportunity Department at 503-494-5148 or aaeo@ohsu.edu

Modern all digital office seeking an associate

Texas (Dallas) – Modern all digital office with in-office lab is seeking an experienced quality-focused associate Prosthodontist. High income potential of up to \$650,000. Partnership opportunities available. Please send resume to bcpdallas@yahoo.com.



Dallas Job Opening

Texas (Dallas) – Nuvia Dental Implant Center, is growing in the Dallas area, we'd like a Prosthodontist to join our team. Surgical hours are M-F 8am-5pm, Base Salary + Commission. We are obsessed with

our patients and do whatever it takes to give them an exceptional experience.

Email your resume to px@nuviasmiles.com

Solo Private Practice seeks ambitious Prosthodontist

Texas (Dallas-Ft. Worth) – Solo Private Practice seeks ambitious, strong work ethic, high quality oriented Prosthodontist-Associate leading to Partnership. Low volume/ high production practice. Great opportunity in one of the strongest economies in the country. Unlimited growth potential. dentalimplantcenter.com Email: david_mcfadden_dmd@yahoo.com



Elite Prosthetic Dentistry Provides a Career-Defining Opportunity

Washington D.C. - Elite Prosthetic Dentistry (EPD), represents the prosthodontic practice of the future with a fee-for-service structure that is totally out of network, an end-to-end surgical through restorative implant treatment regimen, a large array of large reconstructive and smile makeover cases facilitated by our own in-house laboratory, a sophisticated direct-to-patient marketing program, and a non-dependency upon other practitioners' referrals, although we receive them as well. Our new web site, EliteProstheticDentistry.com, has been designed as an ideal platform for launching our new associate. This is a singular opportunity to be a future owner of this rapidly-growing pure prosthodontic practice. The founder, a surgical prosthodontist, who has inserted and restored over 3,400 implants, will mentor all areas of implant surgery, full mouth reconstruction, and cosmetic makeovers, along with how to present and obtain case acceptance on the high-end cases. In addition, he will provide training in all aspects of business operations, marketing, human resources to maintain long-term employees, and other aspects of practice management.

Located uptown, in the prestigious area of Friendship Heights, Washington, D.C.-

Chevy Chase, MD, EPD attracts dedicated 25 to 85-year-old patients from throughout the Washington, D.C. area, out of state and out of the country. Our rapid growth emanates from our proprietary marketing program that generates many difficult cases requiring our problem-solving expertise. Our in-house lab with a full-time ceramist and our top-end support team (who, on average, have been with us for over 14 years) provide superior back-up. We combine all of the latest digital technology with a heavy dose of craftsmanship using our CBCT in combination with Simplant planning software, 2 X-ray imaging systems, an intraoral scanner, an intraoral camera, and a 3Shape D2000 desktop scanner having a complete array of design software. In short, we provide you with all of the tools and back-up necessary for your comfort zone when providing treatment, backed-up by our reputation for problem-solving reconstruction and implant cases and providing impeccable smile makeovers custom-fabricated by our technician.

Our web site, eliteprostheticdentistry.com, defines who we are, what we do, and why we attract so many upscale patients. You must be goal-oriented and would like to be part of a forward-looking, very dynamic practice ready to launch you to a very successful, rewarding career, send your resume to joanne@tannermgmt.com.

Prosthodontic Associate Position Available

Washington D.C. –Washington, DC prosthodontist seeking a full-time prosthodontic associate with view towards ownership. Well established practice, highly regarded for offering the most exceptional prosthodontic dental treatment with special focus in esthetics and complex fixed reconstructions. 100% fee-for-service with strong specialist referral network. In-house laboratory with full time laboratory technician. Using in-house CBCT, Trios scanner, CAD/CAM milling and printing we have a strong digital footprint. Interested individuals should submit resume to prosthodontistwashingtondc@gmail.com

Prosthodontics Faculty Positions - 2 Immediate Openings

West Virginia (Morgantown) - Robert C. Byrd Health Sciences Center West Virginia University School of Dentistry – Faculty Position, Department of Restorative Dentistry

West Virginia University School of Dentistry in Morgantown, WV is seeking applications for two full-time prosthodontics clinical track faculty positions at the Assistant or Associate Professor level in the Department of Restorative Dentistry. Determination of faculty salary and academic rank is within the purview of the Dean and Faculty Evaluation Committee and will commensurate with qualifications. The Department includes the disciplines of operative dentistry, prosthodontics (fixed, removable, and implant prosthodontics), and dental materials. West Virginia University Robert C. Byrd Health Sciences Center Campus includes the Schools of Dentistry, Medicine, Nursing, Pharmacy, and Public Health. Located only 80 miles south of Pittsburgh, Morgantown is easily accessible to major metropolitan areas in the East and Midwest and has been named one of the best small cities in the U.S.

Responsibilities will include pre- and post-doctoral didactic and clinical teaching in prosthodontics, high quality scholarly activity, service related activities, and faculty practice. The following required qualifications must be met by the time of appointment:

- DDS/DMD degree or foreign equivalent
- Specialty certificate in Prosthodontics from an institution accredited by the Commission on Dental Accreditation of the American Dental Association
- Hold board certification or be board eligible for the American Board of Prosthodontics
- Eligibility to obtain a West Virginia dental license or West Virginia teaching permit. Please visit the West Virginia Board of Dental Examiners for information regarding licensure
- Demonstrate effective written, verbal, and interpersonal communication skills

- Evidence of positive leadership skills
- Strong commitment to diversity, collegiality, and social justice
- To be considered for appointment at the Associate Professor level, candidates must demonstrate a record of scholarly activity, service, and experience in prosthodontic education

Review of applications will begin immediately and continue until the positions are filled by qualified candidates. Electronic submission of application with supporting credentials (letter of interest addressing the requirements above, current curriculum vitae, contact information for three professional references including names, postal addresses, email addresses, and phone numbers, and permission to contact these references) can be made at: <http://wvu.taleo.net/careersection/faculty/jobdetail.ftl?job=>.

WVU is an Affirmative Action/Equal Opportunity Employer.

WVU Health Sciences Center is a tobacco-free campus.

West Virginia University is the recipient of an NSF ADVANCE award for gender equity.

Associate to Transition to Partner

Wisconsin (Green Bay) – Opportunity to Become a Partner of Bay Lakes Center for Complex Dentistry

Northern Wisconsin and the Upper Peninsula of Michigan

BLCCD.COM

Established in 1978, we have built a reputation for quality, compassion, and excellence with a practice limited to prosthodontics. Our practice focuses on comprehensive dental care featuring all phases of implant and reconstructive dentistry. We are searching for a motivated prosthodontist to join our team and transition to a partner.

Both doctors and their wives are avid sportsmen with a passion for fly-fishing and upland game hunting. Enjoy the low housing costs, excellent schools, and friendly community that Northern Wisconsin and

the Upper Peninsula of Michigan offer.

Potential candidates should have extensive dental implant skills, both surgical and restorative, ability to build relationships with referring doctors, leadership abilities, and a Certificate in Prosthodontics from a CODA accredited postdoctoral program

For additional information, please contact Jim Hammond at jehammon@newnorth.net

Gundersen Health System Seeking Prosthodontist

Wisconsin (La Crosse) – Gundersen Health System in La Crosse, WI is recruiting for a Prosthodontist or Maxillofacial Prosthodontist to join its Department of Dental Specialties. This is an opportunity to step into a well-established multispecialty dental clinic that includes oral surgery, endodontics, periodontics, pediatric dentistry and orthodontics. Gundersen’s Department of Prosthodontics the full scope of prosthetic and maxillofacial prosthetic services.

In addition, we are home to an accredited OMFS residency program. Therefore, you will be encouraged to incorporate teaching in this collaborative, collegial environment. Additionally, you will have an opportunity to work in partnership with our cleft palate clinic, head and neck tumor conference, plastic surgery, otolaryngology, sleep disorder center, radiation oncology, speech pathology, dental specialists, trauma center and more.

Candidates need to be proficient in fixed, removable and implant prosthodontics. Experience in maxillofacial prosthetics is highly preferred. The Prosthodontic Section currently uses digital imaging (intra-oral and CBCT), 3D digital scanning (TRIOS), and 3D printing. There is an extensive dental laboratory on location.

Qualifications include a DDS/DMD degree, completion of an ADA accredited advanced education program in prosthodontics and eligibility for licensure in Wisconsin.

A physician-led organization, Gundersen Health System offers one of the best work environments in the nation, loan forgiveness, competitive salary and great benefits package. Visit gundersenhealth.org or contact jpnevala@gundersenhealth.org



ACP 21

51ST ANNUAL SESSION
OCT 26-30 • VIRTUAL

COLLABORATIONS: The Key to Excellent Outcomes

Featuring speakers from the fields of:

DIGITAL TECHNOLOGY • DENTAL MATERIALS • TECHNIQUE INNOVATORS •
PUBLIC HEALTH • RADIOLOGY • SLEEP MEDICINE • PRACTICE MANAGEMENT •
DENTAL ETHICS • ANESTHESIOLOGY • ADDITIONAL DENTAL SPECIALTIES
and much more!

Save the Date

ACP51.com

Bob Carvajal - New Orleans, LA

"When I first saw my face, I couldn't believe I finally had a straight smile. I never realized just how much it affected me – I've learned how infectious a smile can be. When you smile, people smile back!"



IPS e.max[®]

One more reason
to **make it e.max.**
Guaranteed up to 12 years!

**All ceramic,
all you need.**

Dentistry by Dr. Gretchen Juncker. Lab work by Mike Bellerino.

See Bob's story at makeitemax.com

For more information, call us at 1-800-533-6825 in the U.S., 1-800-263-8182 in Canada.
© 2021 Ivoclar Vivadent, Inc. Ivoclar Vivadent, IPS e.max and ZirCAD are registered trademarks of Ivoclar Vivadent, Inc.
*Please see the conditions of the 10 + 2 year guarantee at guarantee.ipsemax.com

ivoclar[®]
vivadent[®]
passion vision innovation